



US00D393377S

United States Patent [19]

Nicoletti

[11] Patent Number: **Des. 393,377**

[45] Date of Patent: ****Apr. 14, 1998**

[54] **SOFA**

[75] Inventor: **Giuseppe Nicoletti, Matera, Italy**

[73] Assignee: **Nicoletti, SpA, Matera, Italy**

[**] Term: **14 Years**

D. 174,960 6/1955 Michlin D6/377

D. 246,684 12/1977 Nash D6/381

D. 326,022 5/1992 Gera D6/381

D. 327,588 7/1992 Harmon D6/381

D. 368,174 3/1996 Lewis D6/377

D. 368,598 4/1996 Natuzzi et al. D6/381

D. 372,370 8/1996 Natuzzi et al. D6/381

[21] Appl. No.: **59,467**

[22] Filed: **Sep. 11, 1996**

[30] **Foreign Application Priority Data**

Apr. 3, 1996 [WO] WIPO DM/036079

[51] **LOC (6) Cl.** **06-01**

[52] **U.S. Cl.** **D6/381**

[58] **Field of Search** D6/334, 335, 336,
D6/364, 371, 373, 377, 378, 381, 500,
501, 502; 297/232

[56] References Cited

U.S. PATENT DOCUMENTS

D. 99,959 6/1936 Nathan D6/377

D. 174,827 5/1955 Michlin D6/377

OTHER PUBLICATIONS

Bloomingdales, p. 14. sofa at bottom, Jun. 1983.

Primary Examiner—Gary D. Watson
Attorney, Agent, or Firm—Notaro & Michalos PC


[57] CLAIM

The ornamental design for a sofa, as shown and described.

DESCRIPTION

FIG. 1 is a top plan view of a sofa showing my new design;
 FIG. 2 is a front elevational view thereof;
 FIG. 3 is a left side elevational view thereof; (the right side
 view being a mirror image);
 FIG. 4 is a rear elevational view thereof; and,
 FIG. 5 is a bottom plan view thereof.

1 Claim, 3 Drawing Sheets



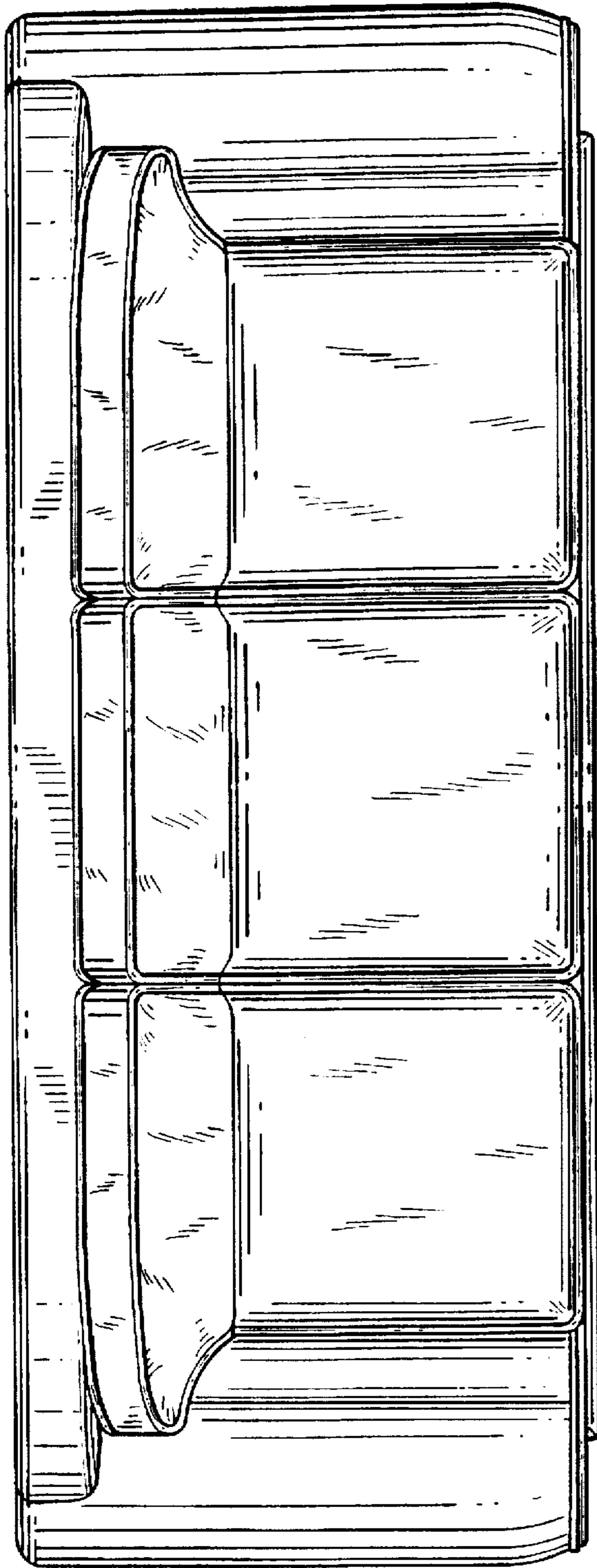


FIG. 1




FIG. 2

FIG. 3

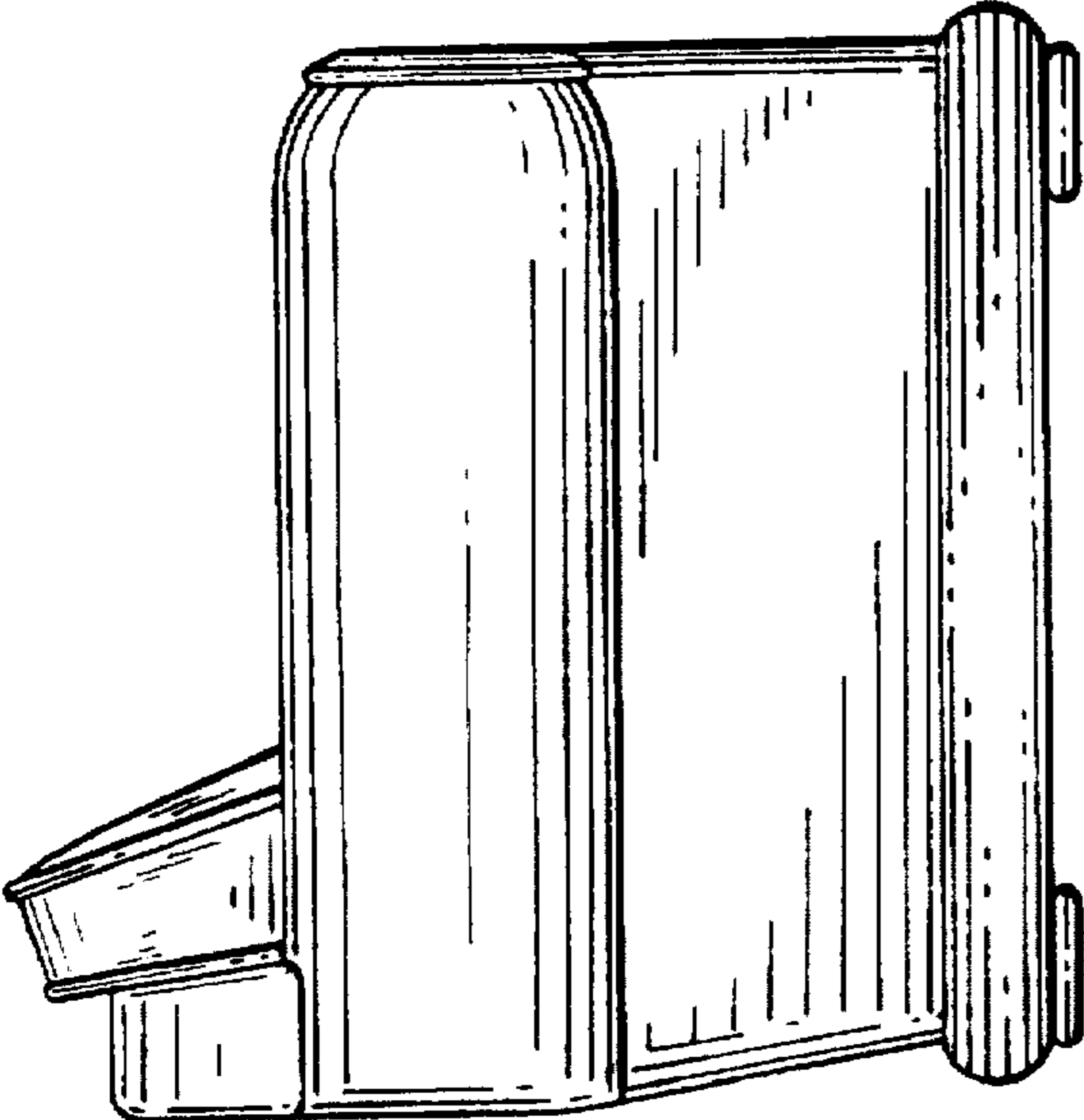


FIG. 4




FIG. 5

