



US00D393373S

United States Patent [19]

[11] Patent Number: **Des. 393,373**

Acosta

[45] Date of Patent: ****Apr. 14, 1998**

[54] FOOT REST

[76] Inventor: **Raymond Acosta**, 700 Olive Pl.,
Monterey Park, Calif. 91755

[**] Term: **14 Years**

[21] Appl. No.: **68,194**

[22] Filed: **Mar. 18, 1997**

[51] LOC (6) Cl. **06-01**

[52] U.S. Cl. **D6/349; D6/601**

[58] Field of Search D6/595-597, 601,
D6/604, 349, 350, 352, 353, 335; 5/630,
631, 632, 633, 417-420, 652-655, 655.3,
655.4, 655.9, 656; 297/195.11, 461-462

[56] **References Cited**

U.S. PATENT DOCUMENTS

- 259,883 6/1882 Mander .
- D. 318,392 7/1991 Edelson D6/601
- 1,798,472 3/1931 Kelly .
- 3,284,817 11/1966 Landwirth 297/423.41 X

- 3,892,441 7/1975 Roeshman 297/461
- 4,020,511 5/1977 Terry 5/636
- 4,813,742 3/1989 Cardinael 297/439
- 4,950,033 8/1990 Anderson 297/461
- 5,153,960 10/1992 Ritter et al. 5/632 X

Primary Examiner—Janice E. Seeger
Attorney, Agent, or Firm—Christie, Parker & Hale, LLP


[57] **CLAIM**

The ornamental design for a foot rest, as shown and described.

DESCRIPTION

FIG. 1 is a front perspective view of a foot rest according to my design;
FIG. 2 is a front elevational view thereof;
FIG. 3 is a right side elevational view thereof, the left side view being a mirror image of the right side view;
FIG. 4 is a rear elevational view thereof;
FIG. 5 is a top plan view; and
FIG. 6 is a bottom plan view.

1 Claim, 3 Drawing Sheets



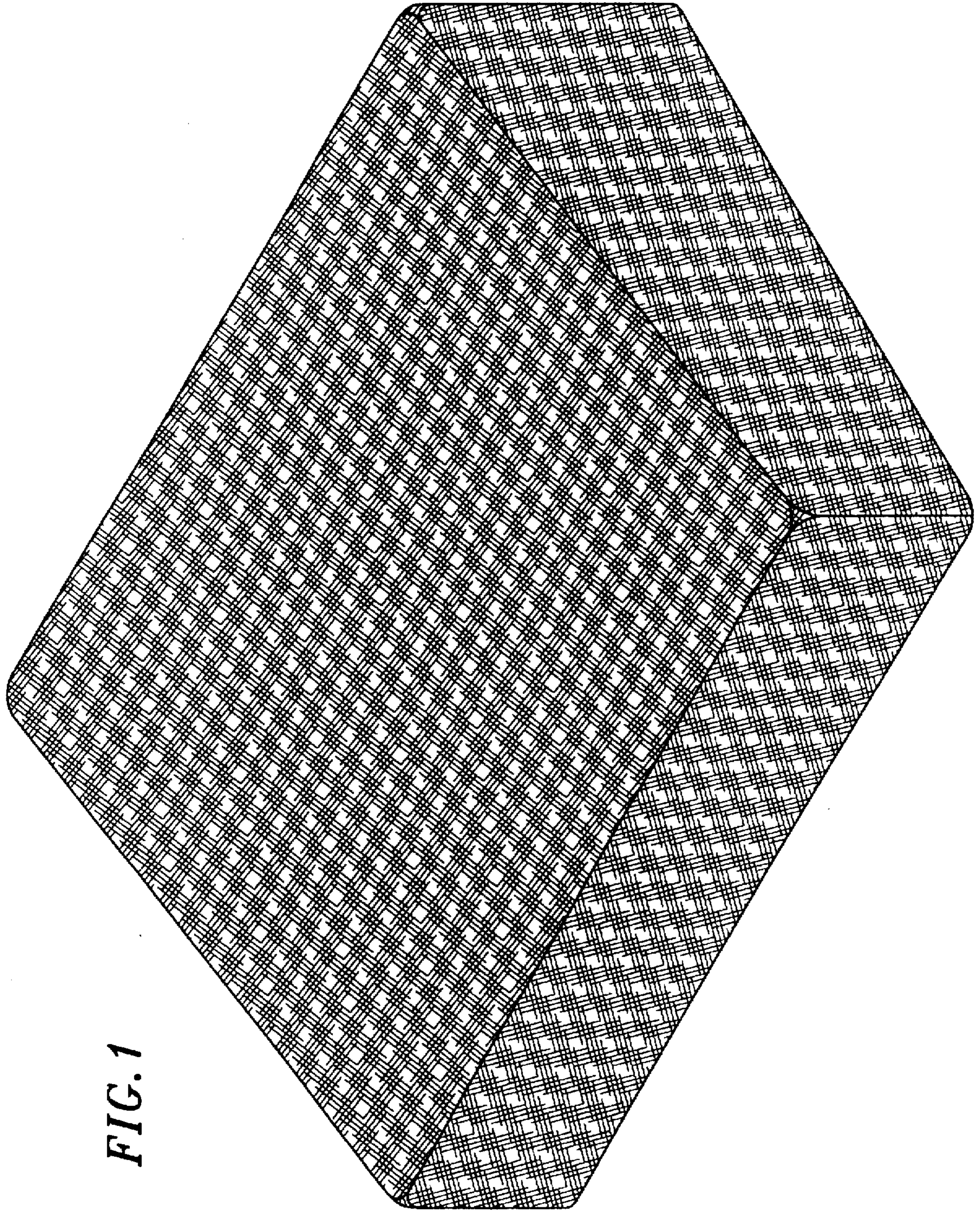


FIG. 1

FIG.3




FIG.2




FIG.4




FIG. 5




FIG. 6

