



US00D393371S

United States Patent [19]

Dunn

[11] Patent Number: **Des. 393,371**

[45] Date of Patent: ****Apr. 14, 1998**

[54] **HANGER SEPARATOR**
[75] Inventor: **Steven M. Dunn**, 4765 SW. Saum Way,
Tualatin, Oreg. 97062

[73] Assignee: **Steven M. Dunn**, Tualatin, Oreg.

[**] Term: **14 Years**

[21] Appl. No.: **52,416**

[22] Filed: **Mar. 29, 1996**

[51] LOC (6) Cl. **06-08**

[52] U.S. Cl. **D6/328; D25/108**

[58] Field of Search **D6/315. 328; 211/113;
40/322; 223/85, 98; D21/108; D25/112-114**

[56] **References Cited**

U.S. PATENT DOCUMENTS

2,781,895	2/1957	Smith	223/85
2,989,191	6/1961	Eason	223/85
3,482,746	12/1969	Ferguson	223/85

3,527,358	9/1970	Wheeler	223/85
3,528,590	9/1970	Nathanson	223/85
4,123,864	11/1978	Batts et al.	223/85
4,415,093	11/1983	Livingston	223/85
4,760,929	8/1988	Fedorchak	D6/328
5,499,466	3/1996	House	D6/328

Primary Examiner—B. J. Bullock

[57] **CLAIM**

The ornamental design for a hanger separator, as shown and described.

DESCRIPTION

FIG. 1 is a perspective view;
FIG. 2 the back view is substantially a mirror image;
FIG. 3 is a top view. The bottom view is a mirror image; and,
FIG. 4 is a left side view. The right side view is a mirror image.

The dotted line, representing the coat hanger, is not claimed as part of the invention.

1 Claim, 1 Drawing Sheet

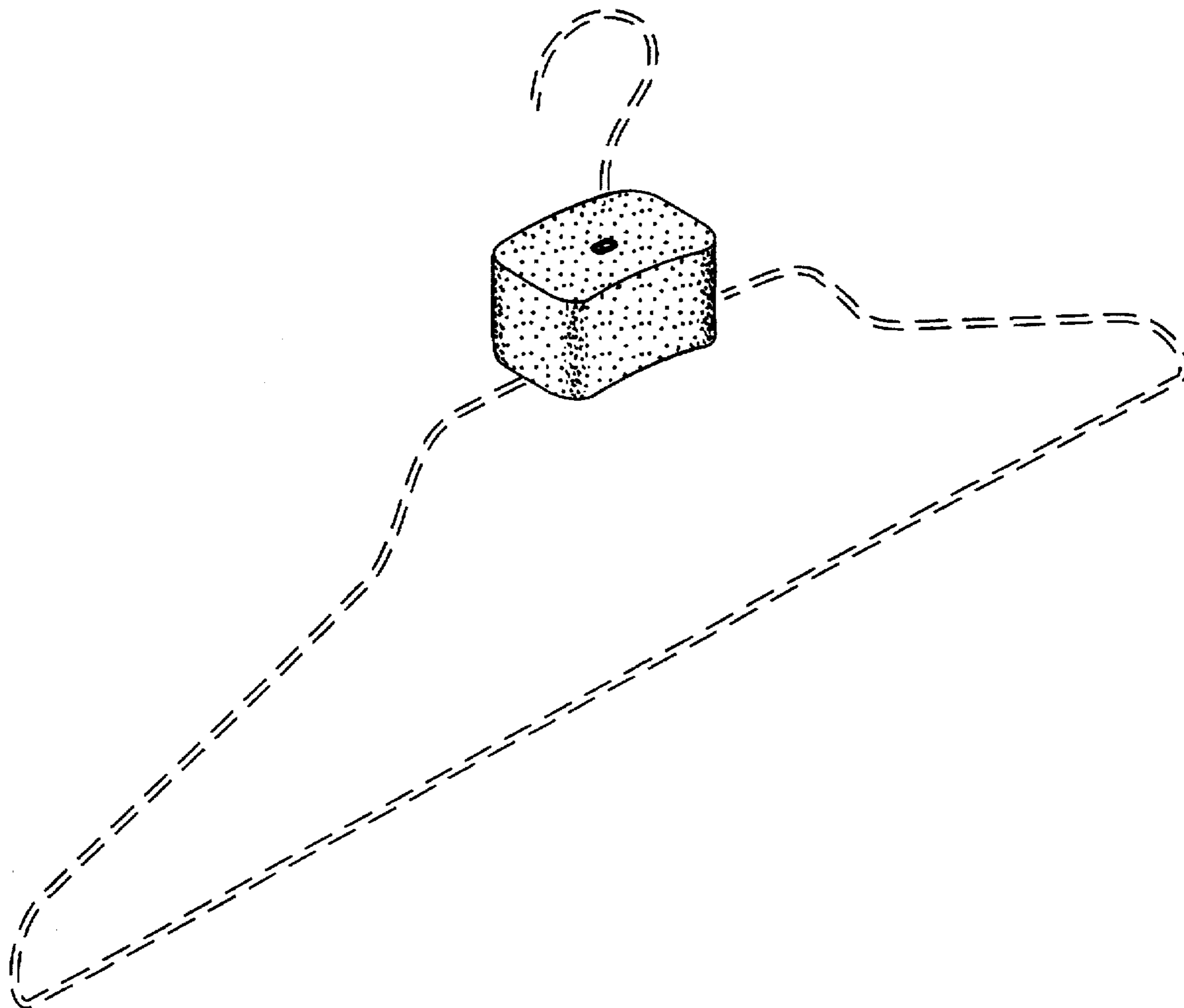


FIG. 1

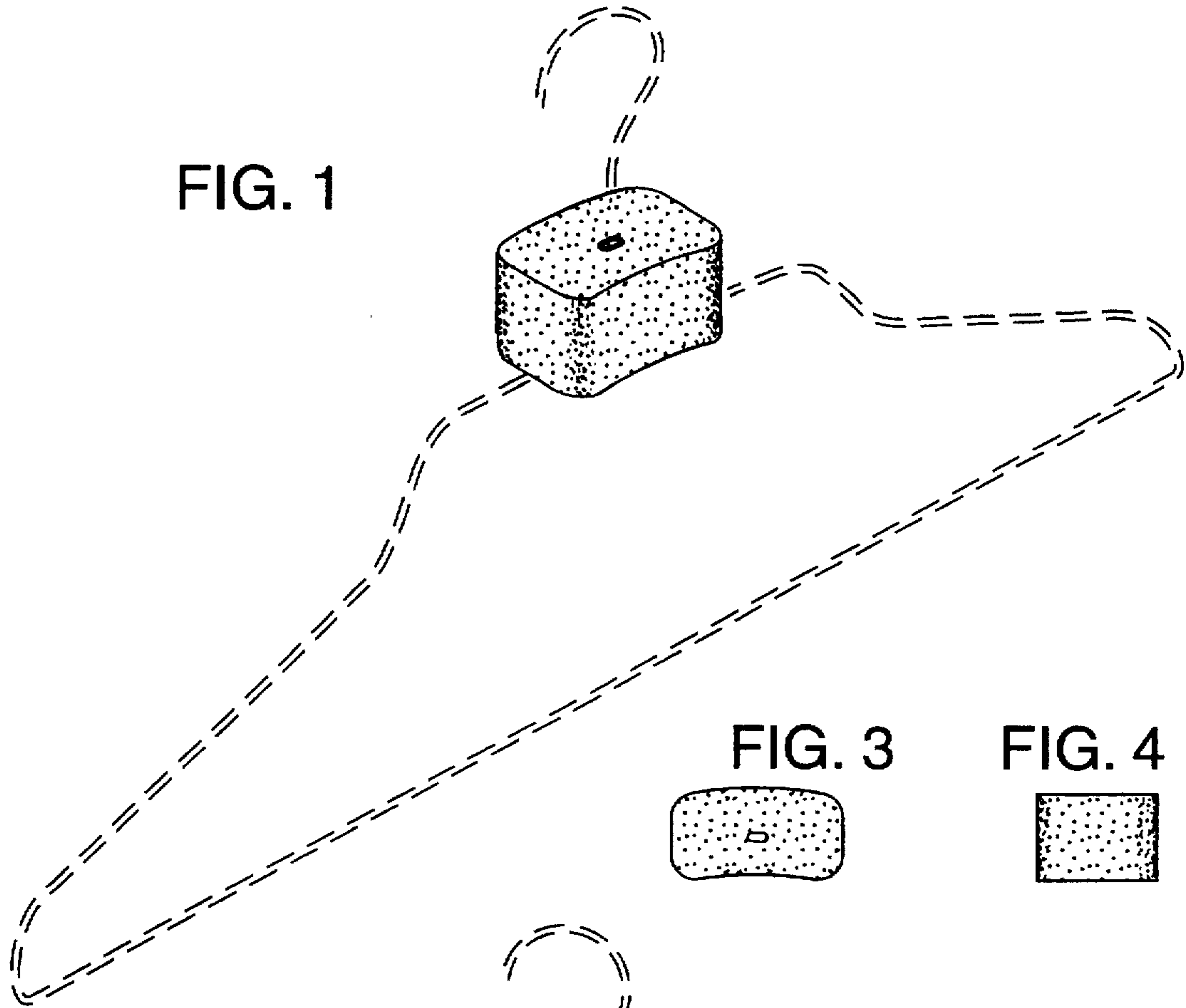


FIG. 3

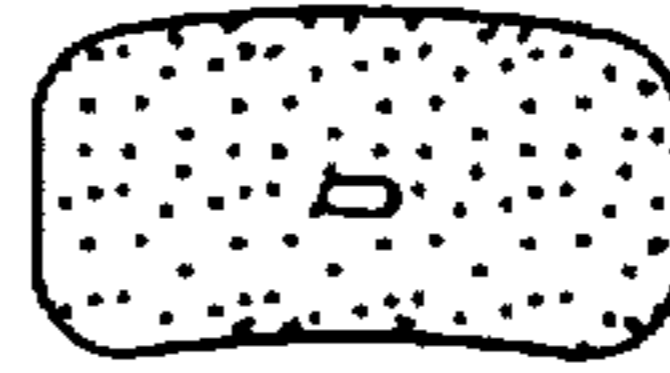


FIG. 4




FIG. 2

