



US00D393368S

United States Patent [19]

Wyant

[11] Patent Number: Des. 393,368

[45] Date of Patent: **Apr. 14, 1998

[54] **FACING FOR A BINDER OR PORTFOLIO**

[75] Inventor: **Jon R. Wyant**, Spring Valley, Ohio

[73] Assignee: **The Mead Corporation**, Dayton, Ohio

[**] Term: **14 Years**

[21] Appl. No.: **62,325**

[22] Filed: **Nov. 13, 1996**

[51] LOC (6) Cl. **03-01**

[52] U.S. Cl. **D3/303; D19/26; D3/900**

[58] Field of Search **D3/201, 245, 246, D3/247, 303, 319, 900; D9/305; D19/26, 27, 33; 150/131, 143, 147; 190/111, 126, 900, 902; 206/278; 229/67.1, 72; 383/7, 38, 39, 62, 66, 105, 119, 121.1; 402/79, 80 R**

[56] **References Cited**
U.S. PATENT DOCUMENTS

D. 152,523 2/1949 Duncan et al. D19/26 X

D. 162,899 4/1951 Sundberg et al. D3/245 X

D. 245,454 8/1977 Feingold et al. D19/26 X

D. 341,372 11/1993 Beauchard D19/26

1,941,236 12/1933 Urbain 402/80 R

3,321,208 5/1967 Nicholson D19/27 X

Primary Examiner—Louis S. Zarfes
Assistant Examiner—Monica A. Weingart
Attorney, Agent, or Firm—Thompson Hine & Flory LLP

[57] CLAIM

The ornamental design for facing for a binder or portfolio, as shown and described.

DESCRIPTION

FIG. 1 is an exterior view of a facing for a binder or portfolio embodying my new design;

FIG. 2 is an exterior view of a facing for a binder or portfolio embodying a variation of my new design; and,

FIG. 3 is a partial cross-sectional view of the facing for a binder or portfolio of FIG. 1 or FIG. 2 taken along line 3—3. The broken line showing of a binder in FIGS. 1–3 is for illustrative purposes only and forms no part of the claimed design.

1 Claim, 3 Drawing Sheets

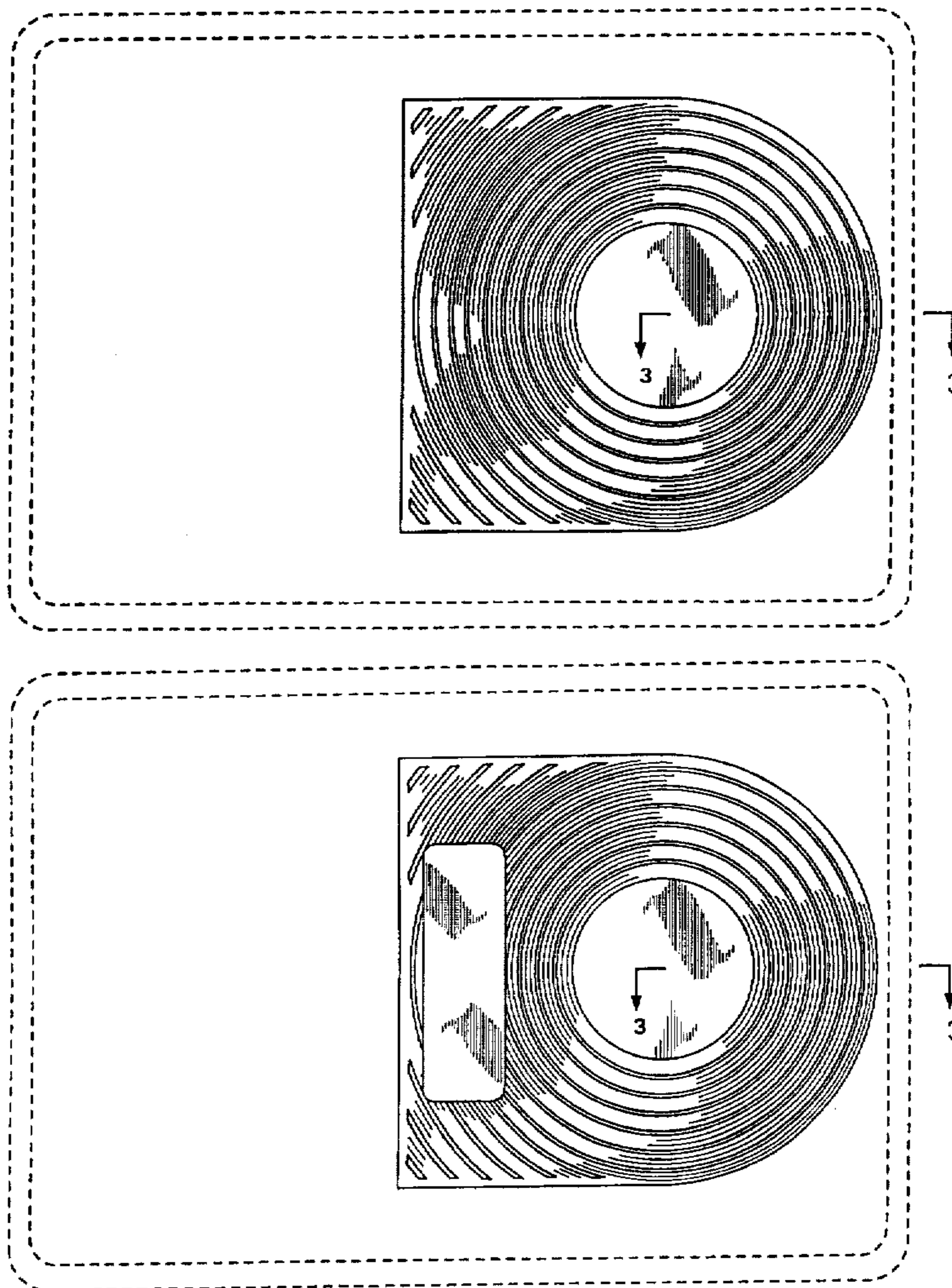
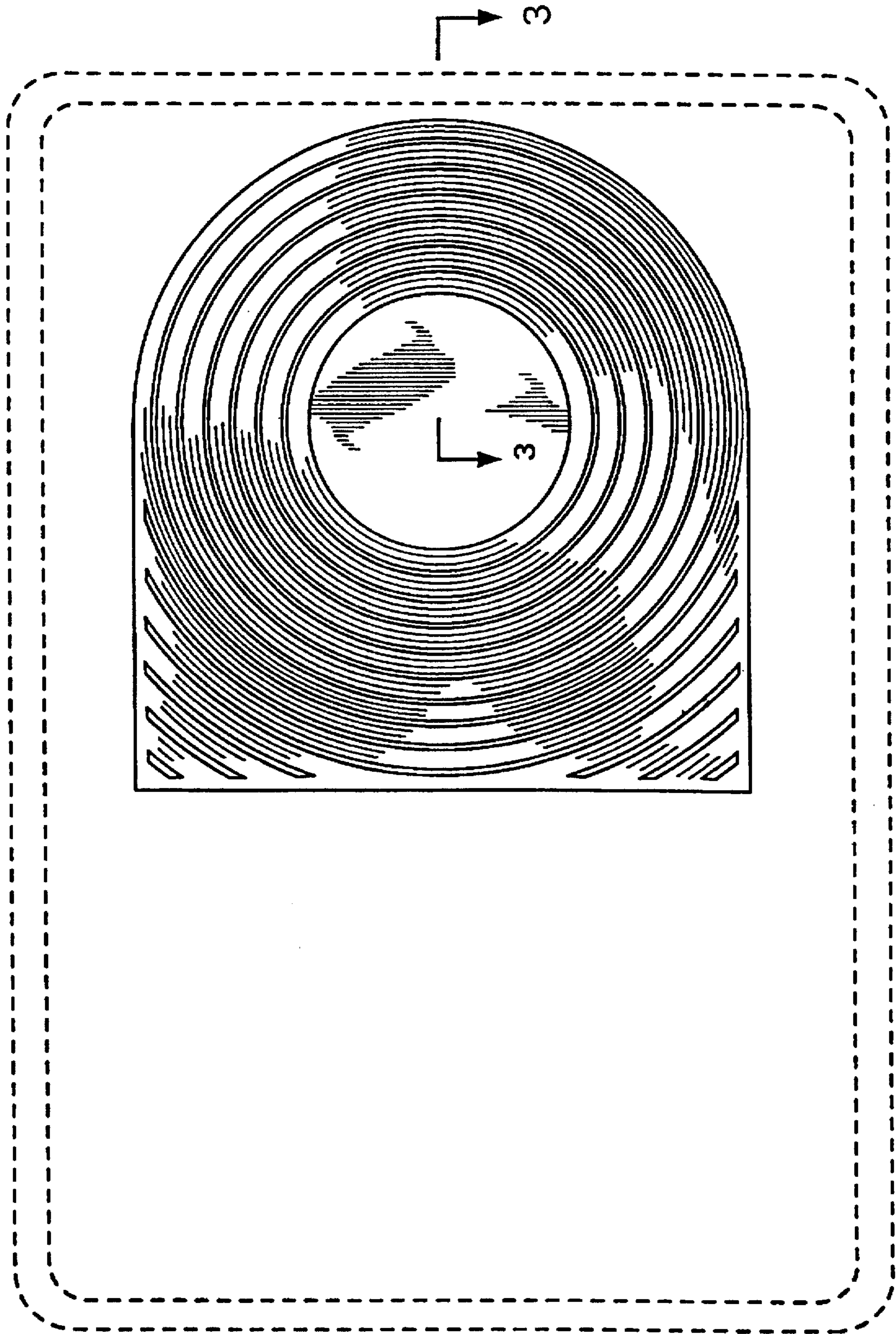


FIG. 1



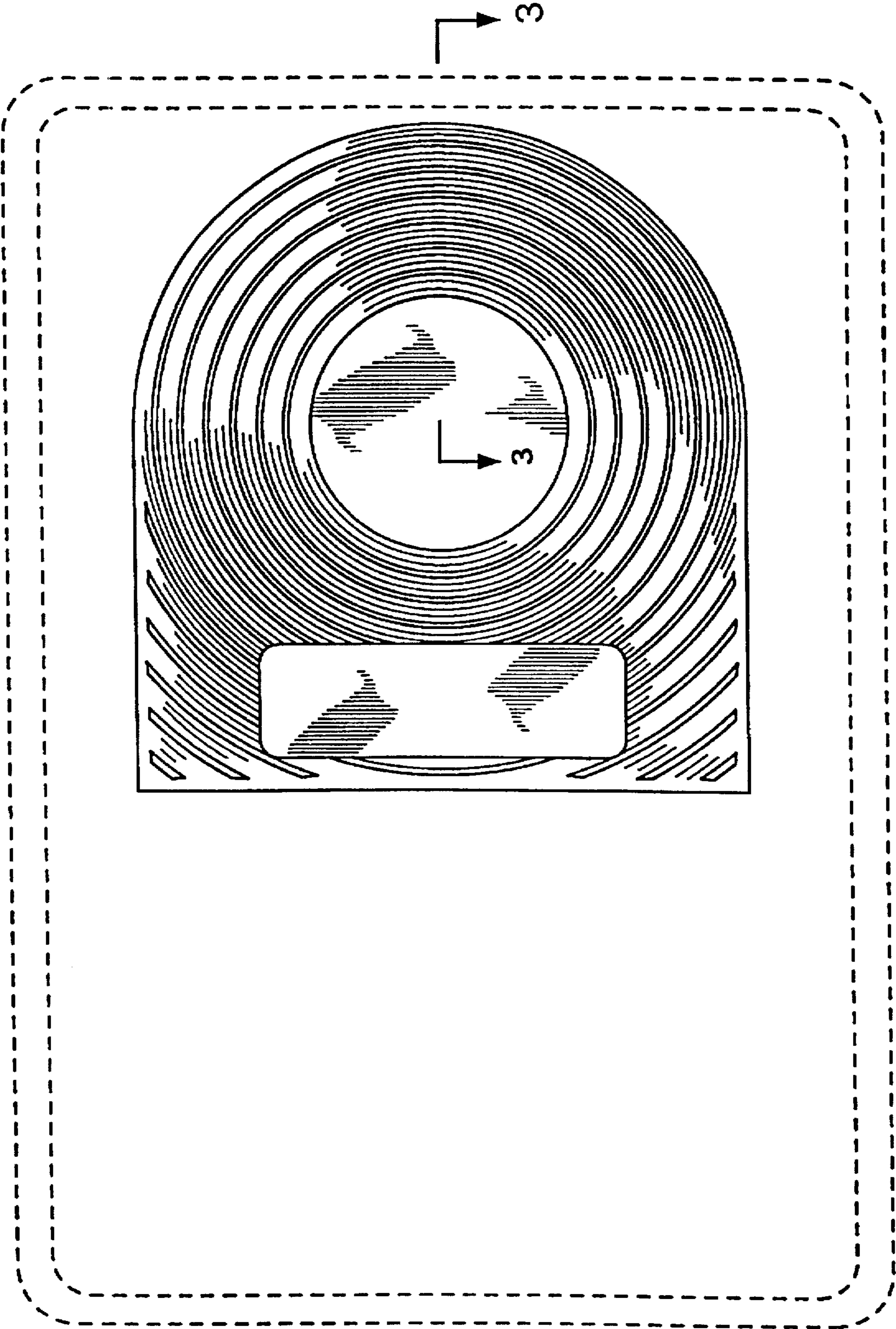


FIG. 2

FIG. 3

