



US00D393360S

United States Patent [19]

[11] Patent Number: **Des. 393,360**

Aveni et al.

[45] Date of Patent: ****Apr. 14, 1998**

[54] PORTION OF A SHOE UPPER

[75] Inventors: **Michael A. Aveni**, Lake Oswego;
Tinker L. Hatfield, Portland, both of
Oreg.

[73] Assignee: **Nike, Inc.**, Beaverton, Oreg.

[**] Term: **14 Years**

- D. 365,198 12/1995 Worthington .
- D. 371,898 7/1996 Hatfield .
- D. 374,551 10/1996 Hatfield .
- D. 380,077 6/1997 Preskar et al. .
- D. 380,078 6/1997 Von Conta .
- 3,138,880 6/1964 Kunzli 36/114
- 4,255,876 3/1981 Johnson .
- 5,243,772 9/1993 Francis et al. .
- 5,339,544 8/1994 Caberlotto .

OTHER PUBLICATIONS

Nike Footwear Catalog, Late Spring 1996, p. 25. Published Aug. 1995.
Nike Footwear Catalog, 1985, p. 49. Published Dec. 1984.
Nike Shoe Show, 1980, Second Fold Out Blue Shoe.

Primary Examiner—Dominic Simone
Attorney, Agent, or Firm—Banner & Witcoff, Ltd.

[21] Appl. No.: **74,924**

[22] Filed: **Aug. 14, 1997**

[51] LOC (6) Cl. **02-99**

[52] U.S. Cl. **D2/972**

[58] Field of Search D2/896, 902, 929,
D2/935, 943, 944, 946, 969, 971, 972;
36/83, 84, 114, 45, 50.1, 102, 126, 128,
129; 24/714.6-714.8

[57] CLAIM

The ornamental design for a portion of a shoe upper, as shown and described.

[56] References Cited

DESCRIPTION

U.S. PATENT DOCUMENTS

- D. 93,590 10/1934 Werthiem D2/935
- D. 94,437 1/1935 Napier D2/935
- D. 96,667 8/1935 Horn D2/935
- D. 208,393 8/1967 Onitsuka .
- D. 220,464 4/1971 Hayashi .
- D. 239,342 3/1976 Dassler .
- D. 266,968 11/1982 Railton .
- D. 344,396 2/1994 Hoeft et al. .
- D. 346,484 5/1994 Hatfield .
- D. 348,976 7/1994 Van Noy .
- D. 349,396 8/1994 Hatfield .
- D. 350,021 8/1994 Stein .
- D. 351,058 10/1994 Hatfield et al. .

FIG. 1 is a perspective view of a portion of a shoe upper showing our new design;

FIG. 2 is a side elevational view of one side thereof;

FIG. 3 is a side elevational view of the other side thereof;

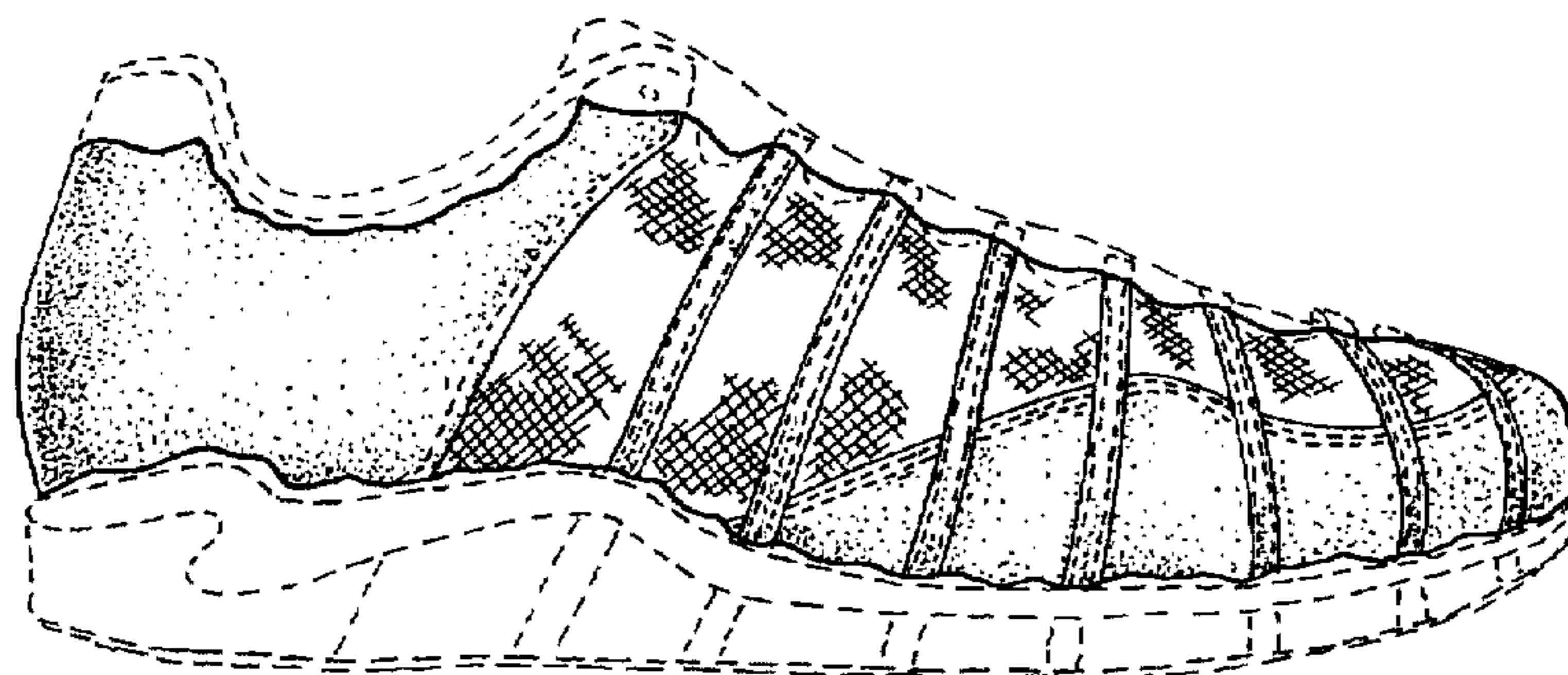
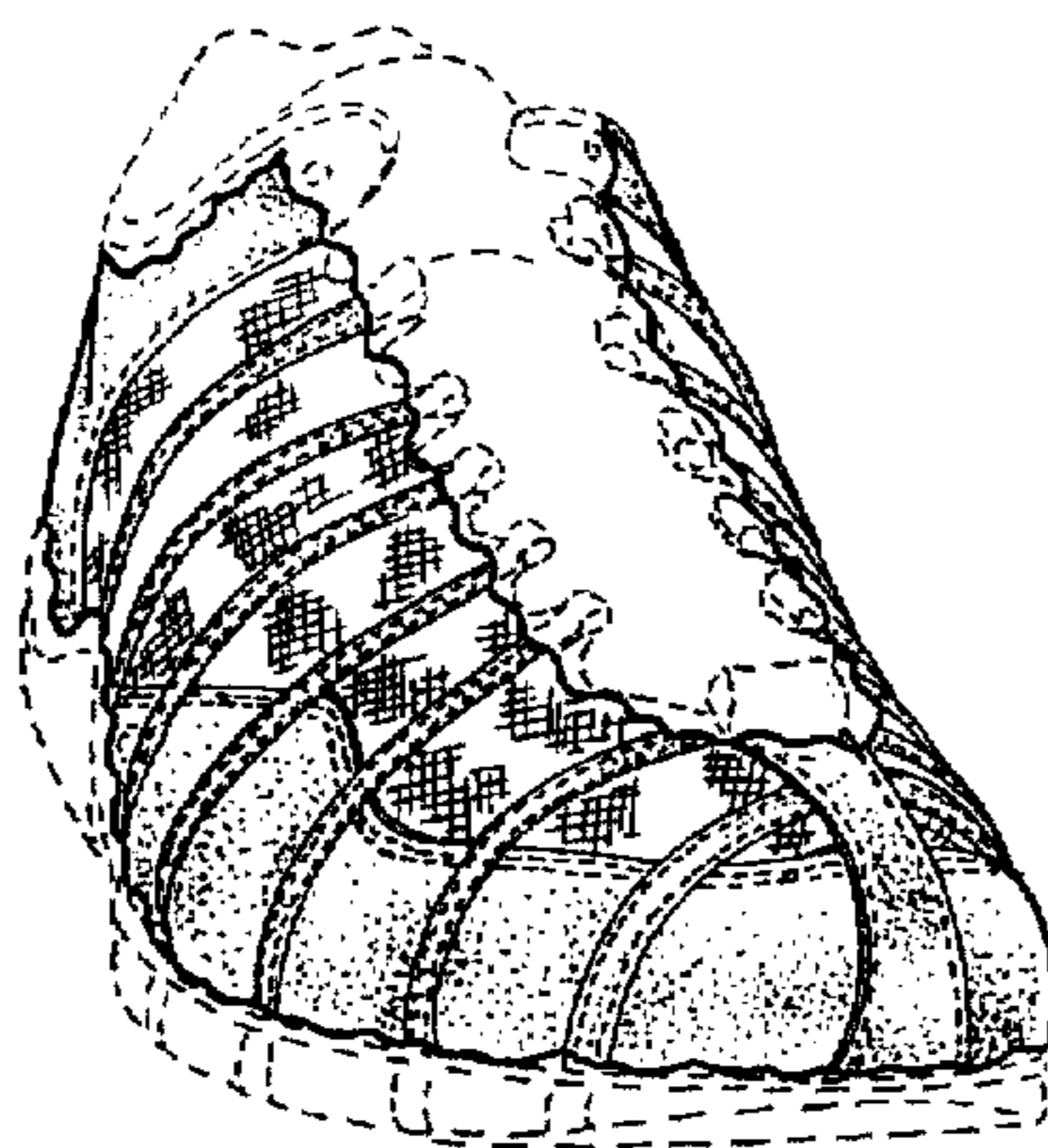
FIG. 4 is a front elevational view thereof;

FIG. 5 is a rear elevational view thereof; and,

FIG. 6 is a top plan view thereof.

The broken line showing of a shoe sole, the remaining portion of the upper and the stitch lines in FIGS. 1-6 is for illustrative purposes only and forms no part of the claimed design.

1 Claim, 2 Drawing Sheets



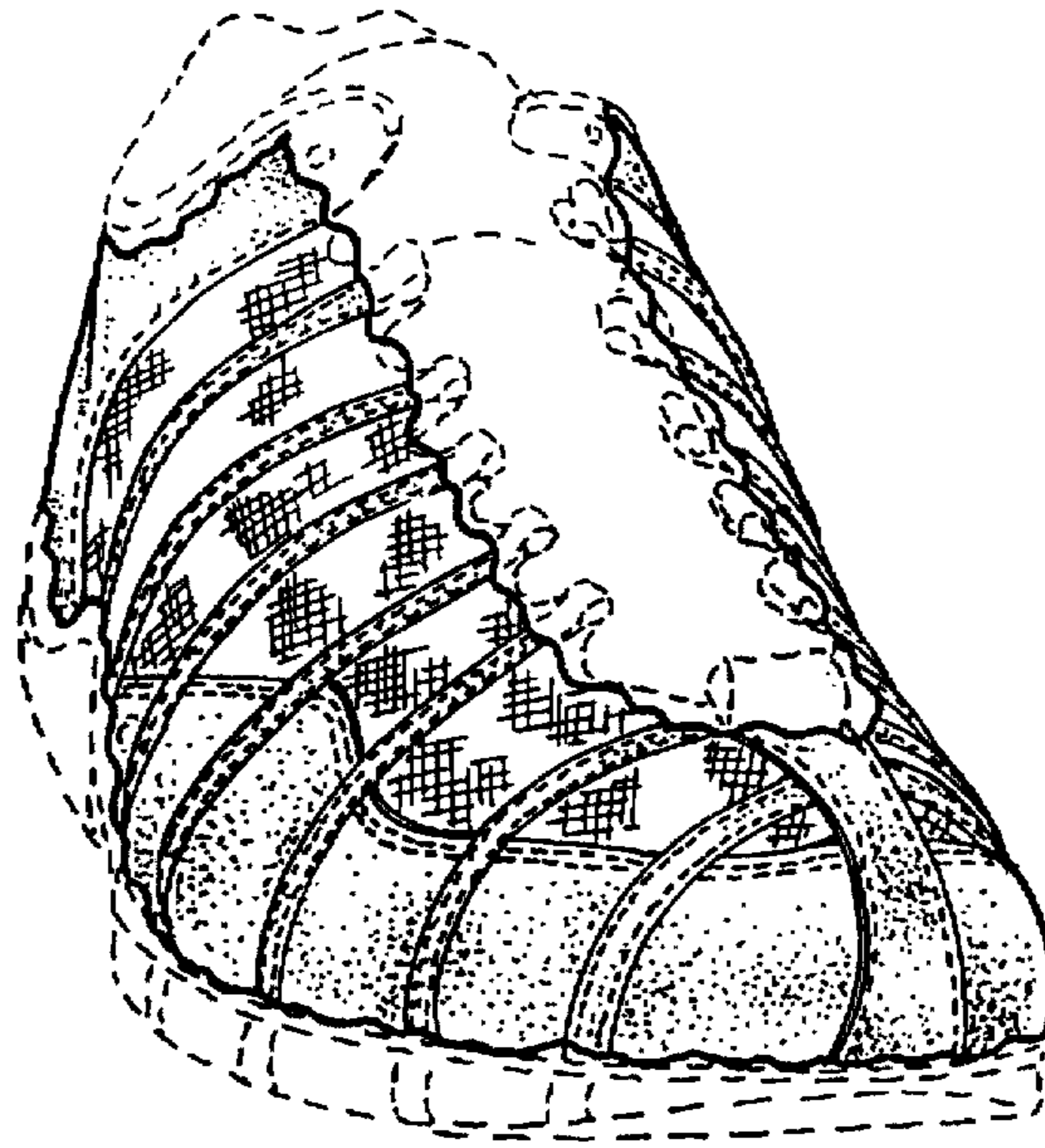


FIG. 1

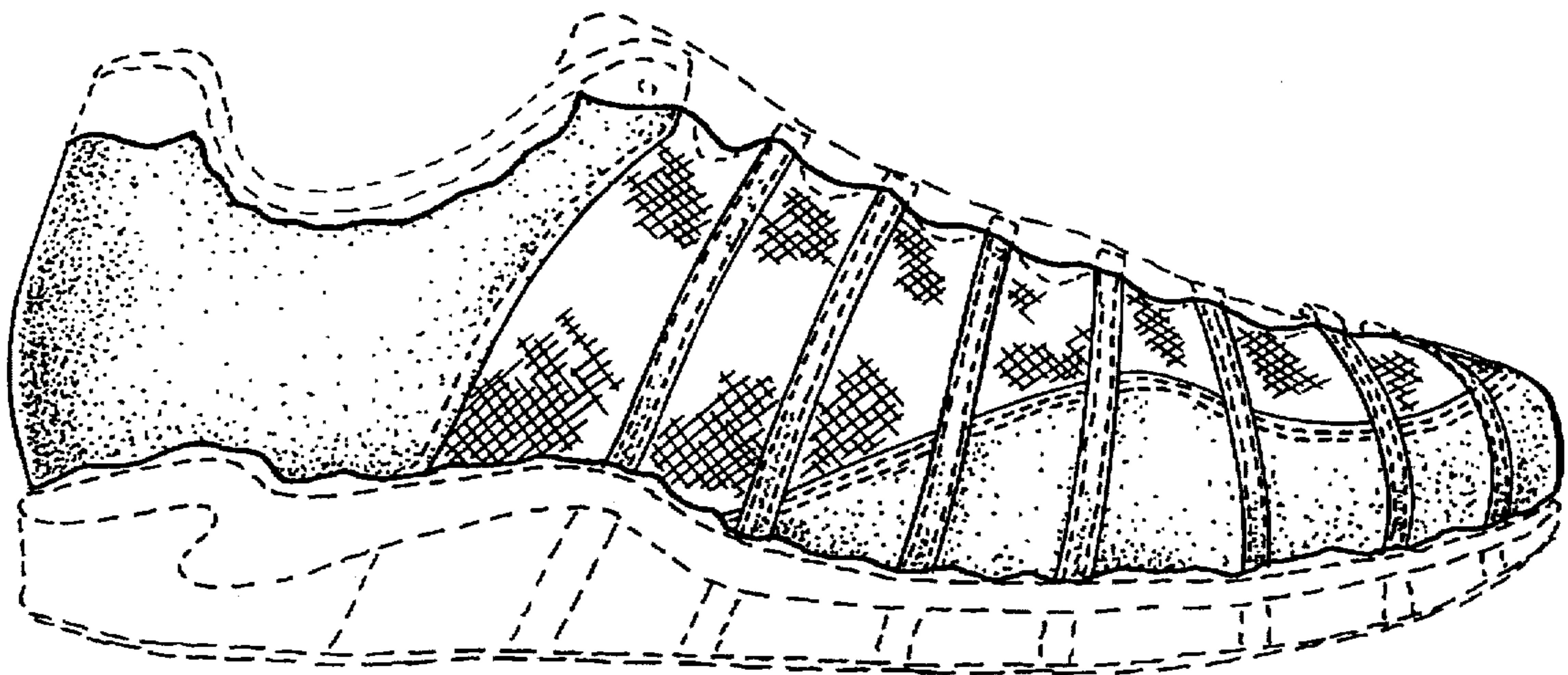


FIG. 2



FIG. 3

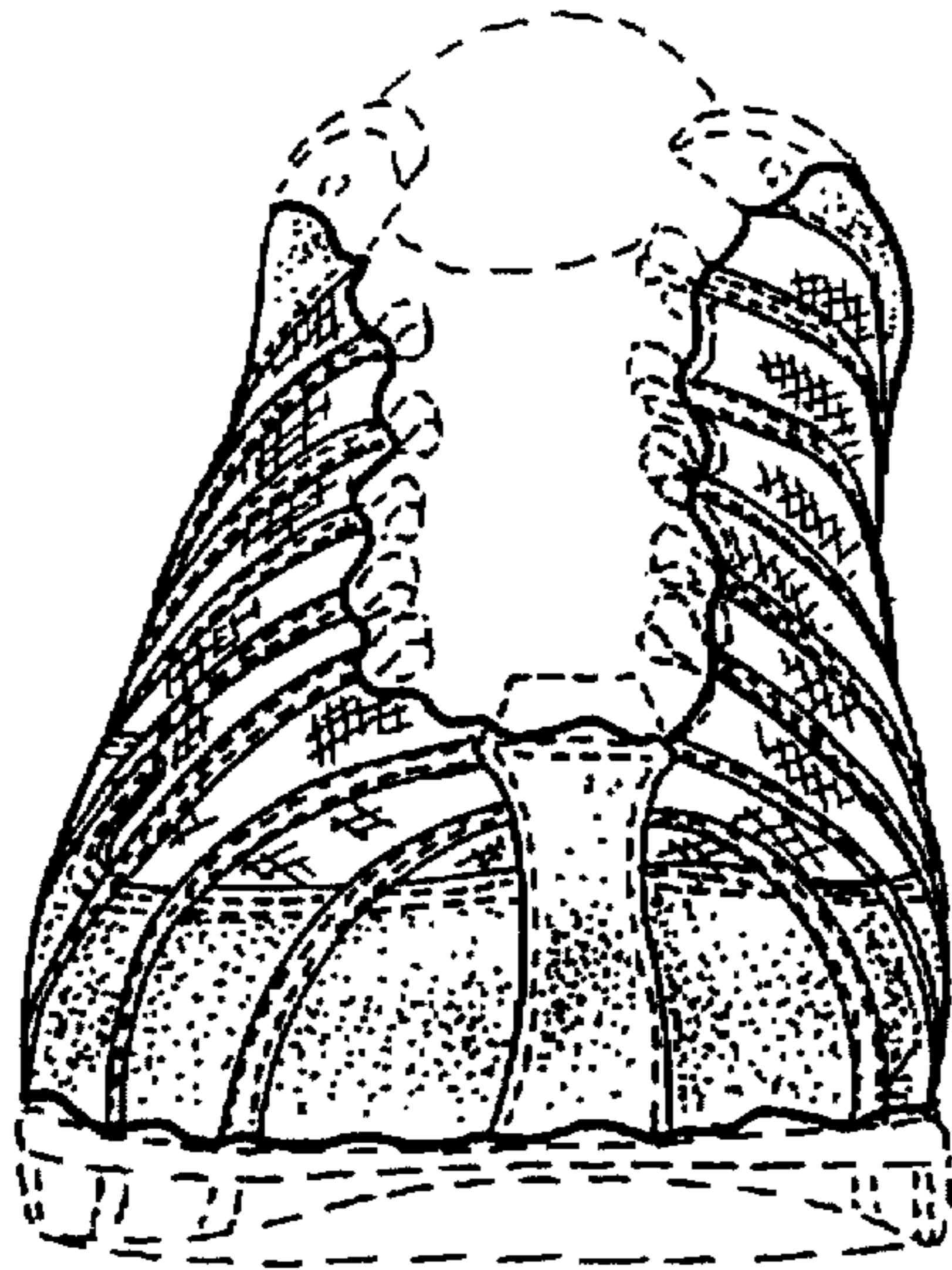


FIG. 4

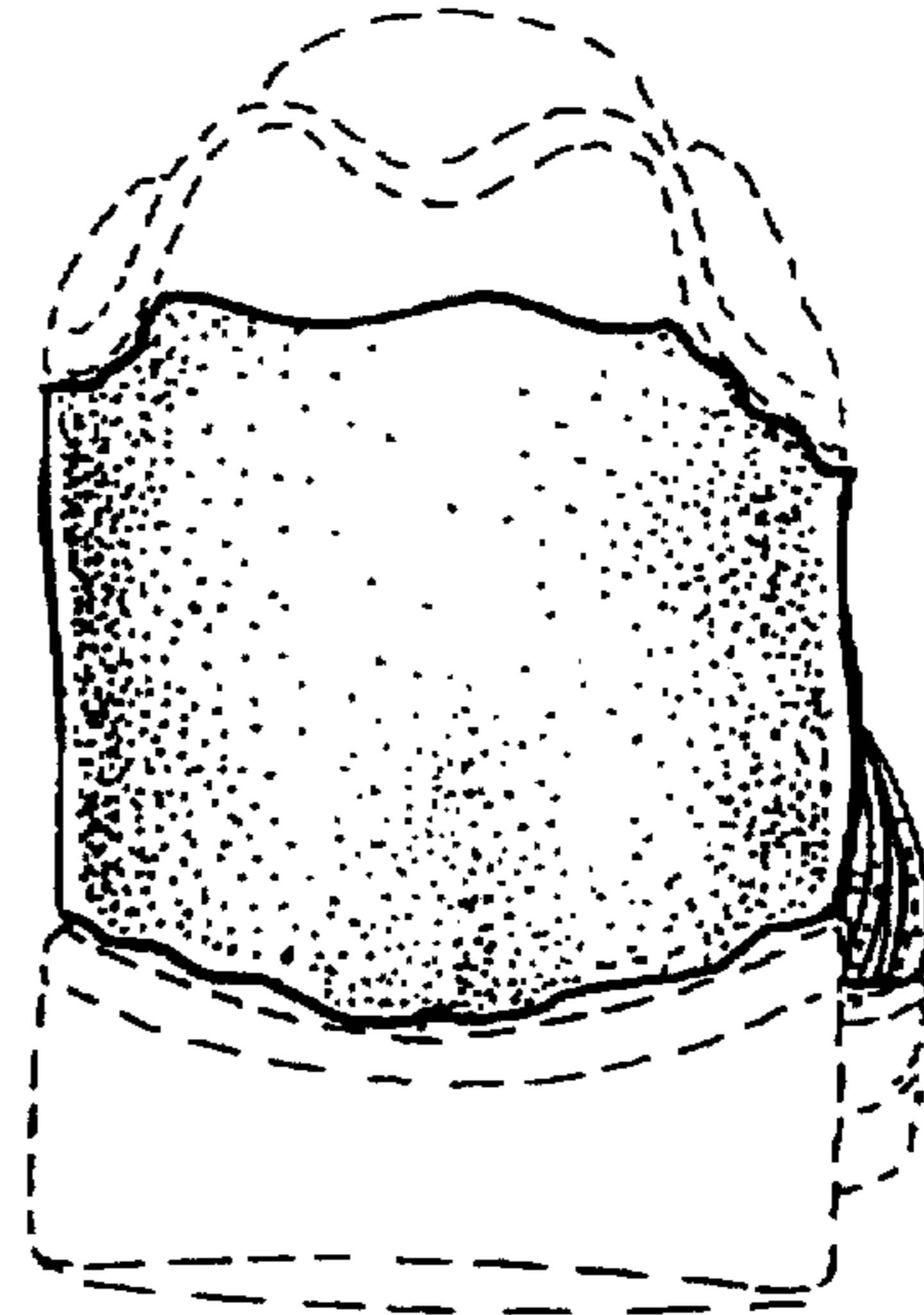


FIG. 5

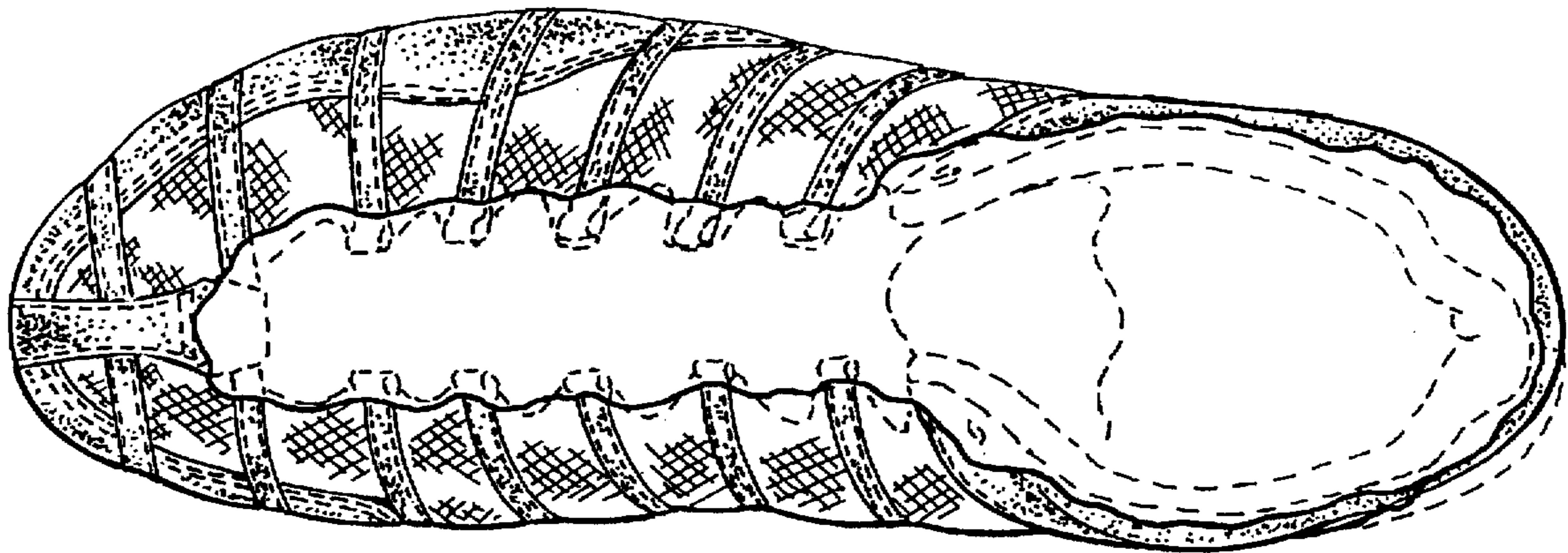


FIG. 6