



US00D393356S

# United States Patent [19] Cooper

[11] Patent Number: Des. 393,356  
[45] Date of Patent: \*\*Apr. 14, 1998

[54] PORTION OF A SHOE  
[75] Inventor: **Aaron Alexander Carroll Cooper**,  
Portland, Oreg.  
[73] Assignee: **Nike, Inc.**, Beaverton, Oreg.  
[\*\*] Term: **14 Years**  
[21] Appl. No.: **73,562**  
[22] Filed: **Jul. 9, 1997**  
[51] LOC (6) Cl. .... **02-99**  
[52] U.S. Cl. .... **D2/972**  
[58] Field of Search ..... D2/896, 902, 929,  
D2/935, 943, 444, 946, 969, 971, 972,  
947, 951; 36/83, 84, 114, 45, 50.1, 102,  
126, 128, 129

5,048,203 9/1991 Kling .  
5,253,435 10/1993 Auger et al. .  
5,377,430 1/1995 Hatfield et al. .  
5,502,902 4/1996 Sussmann .  
5,511,325 4/1996 Hieblinger .  
5,577,334 11/1996 Park .  
5,625,963 5/1997 Miller et al. .

### OTHER PUBLICATIONS

Nike Footwear Catalog, Holiday 1997, pp. 133 and 192.  
Published Mar. 1997.  
Nike Footwear Catalog, Spring 1998, p. 30. Published Jun.  
1997.  
Nike Footwear Catalog, Fall 1997, p. 120. Published Dec.  
1996.

*Primary Examiner*—Dominic Simone  
*Attorney, Agent, or Firm*—Banner & Witcoff, Ltd.

### [56] References Cited U.S. PATENT DOCUMENTS

D. 310,442 9/1990 Hatfield .  
D. 319,529 9/1991 Hatfield .  
D. 321,585 11/1991 Rogers .  
D. 333,205 2/1993 Zelenko .  
D. 334,280 3/1993 Teague .  
D. 335,389 5/1993 Hatfield et al. .  
D. 344,397 2/1994 Zelenko .  
D. 347,318 5/1994 Avar .  
D. 365,199 12/1995 Avar .  
D. 365,200 12/1995 Teague .  
D. 370,992 6/1996 Preskar et al. .... D2/951 X  
D. 375,401 11/1996 Cooper .  
D. 378,628 4/1997 Vestuti .  
D. 383,290 9/1997 Lozano ..... D2/972  
4,769,927 9/1988 Liggett et al. .

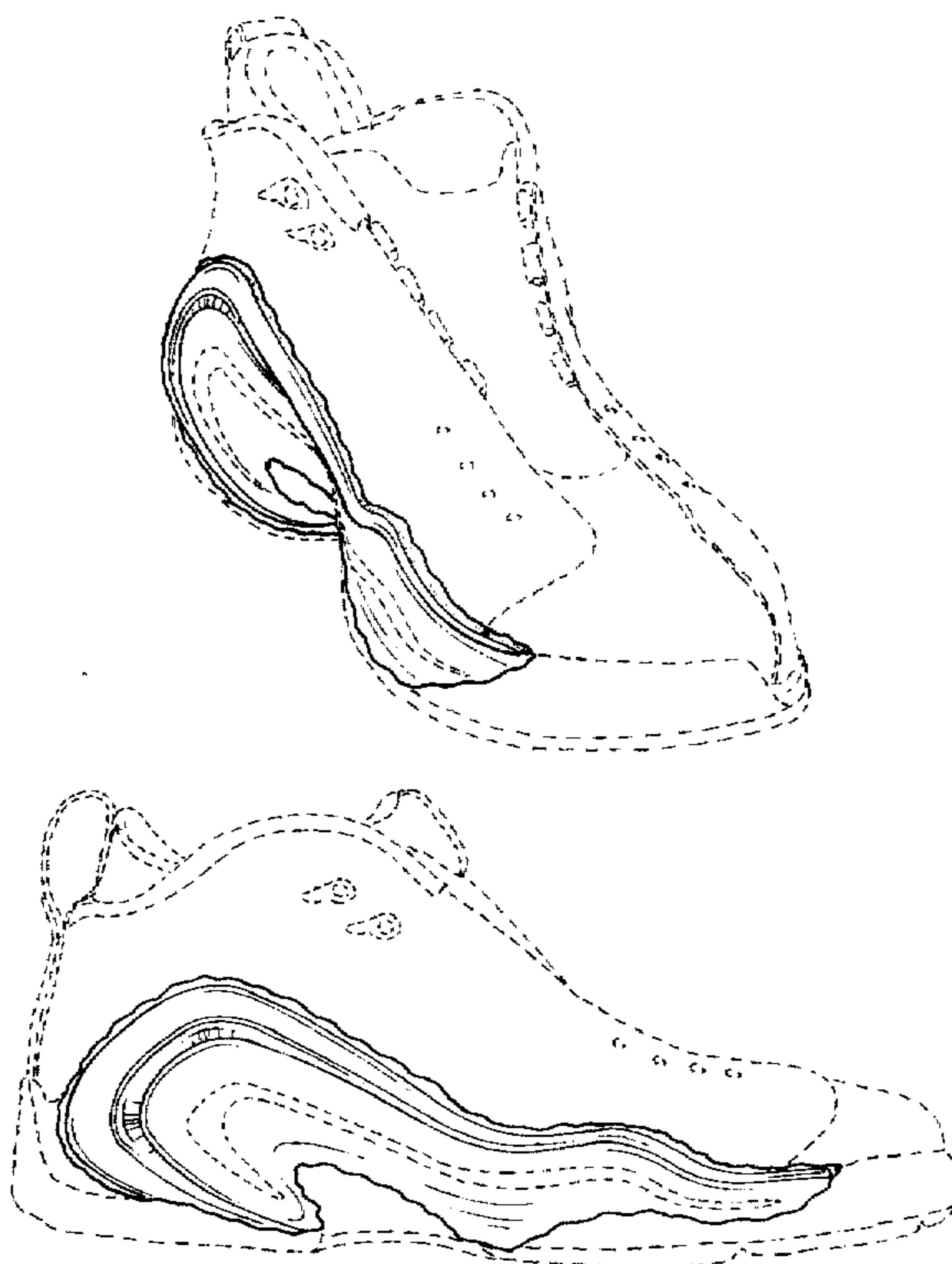
### [57] CLAIM

The ornamental design for a portion of a shoe, as shown and described.

### DESCRIPTION

FIG. 1 is a perspective view of a portion of a shoe showing my new design;  
FIG. 2 is a side elevational view thereof;  
FIG. 3 is a front elevational view thereof;  
FIG. 4 is a rear elevational view thereof; and,  
FIG. 5 is a top plan view thereof.  
The broken line showing of the remainder of the shoe shown in FIGS. 1-5 is for illustrative purposes only and forms no part of the claimed design.

1 Claim, 2 Drawing Sheets



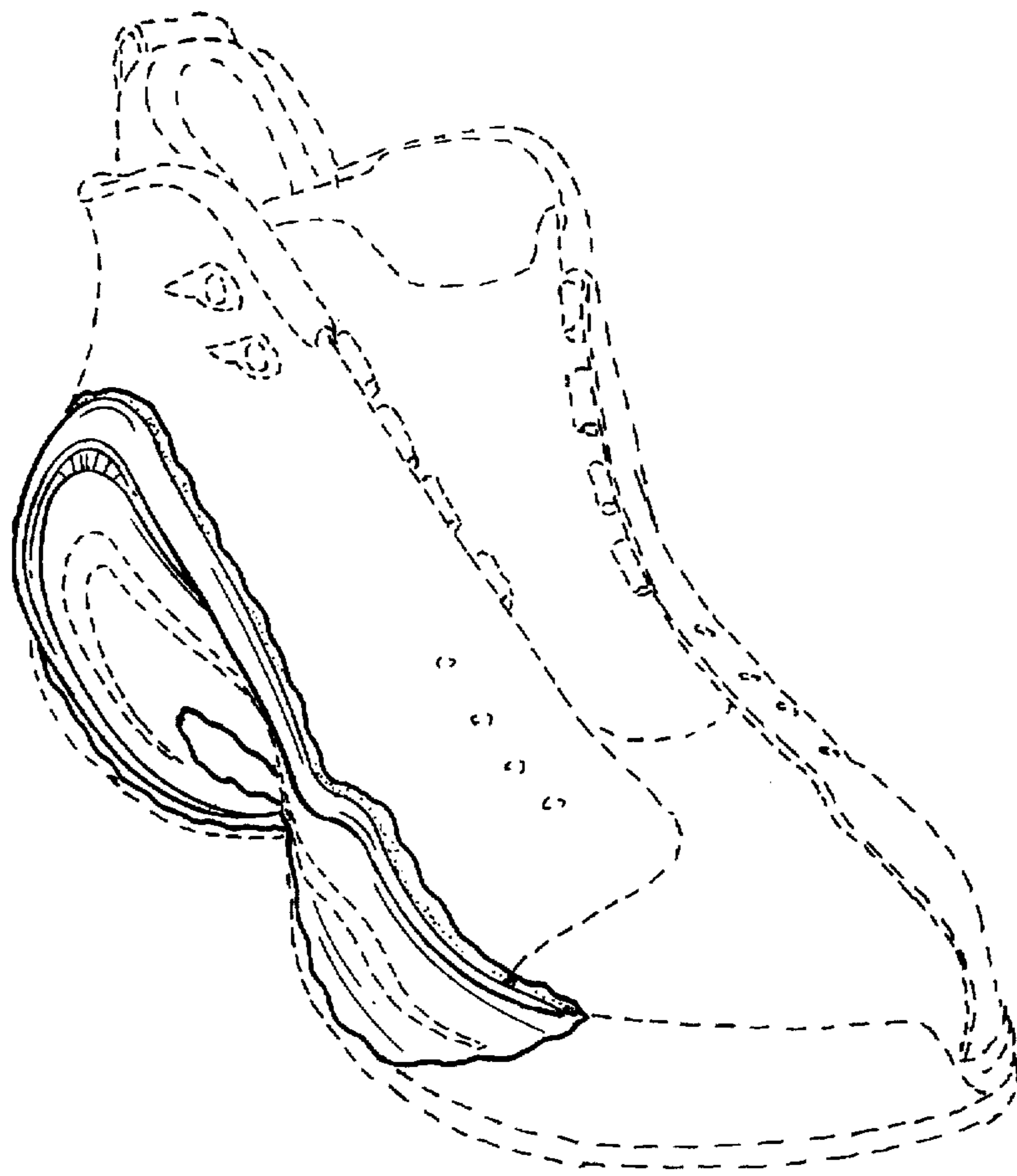


FIG. 1

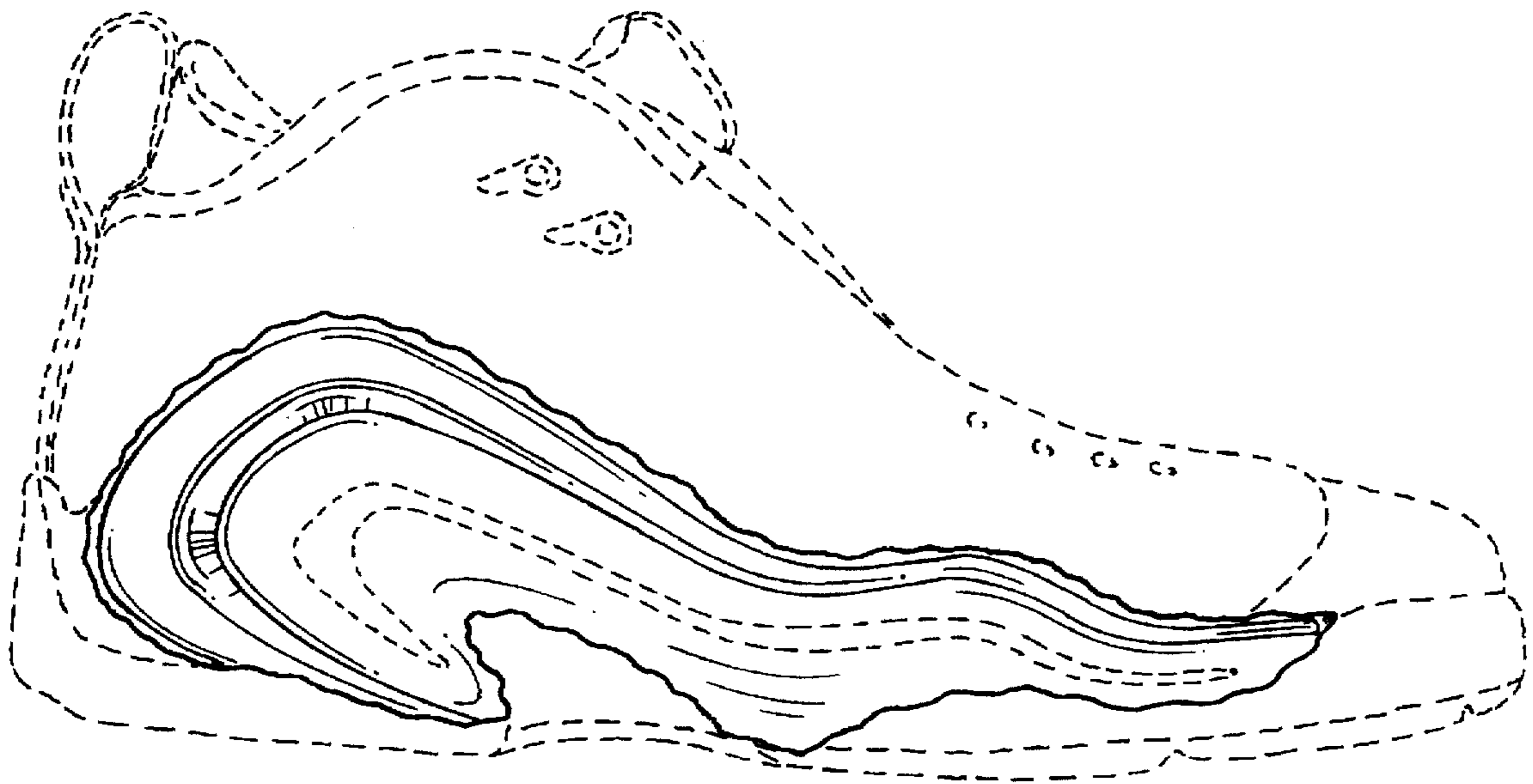


FIG. 2

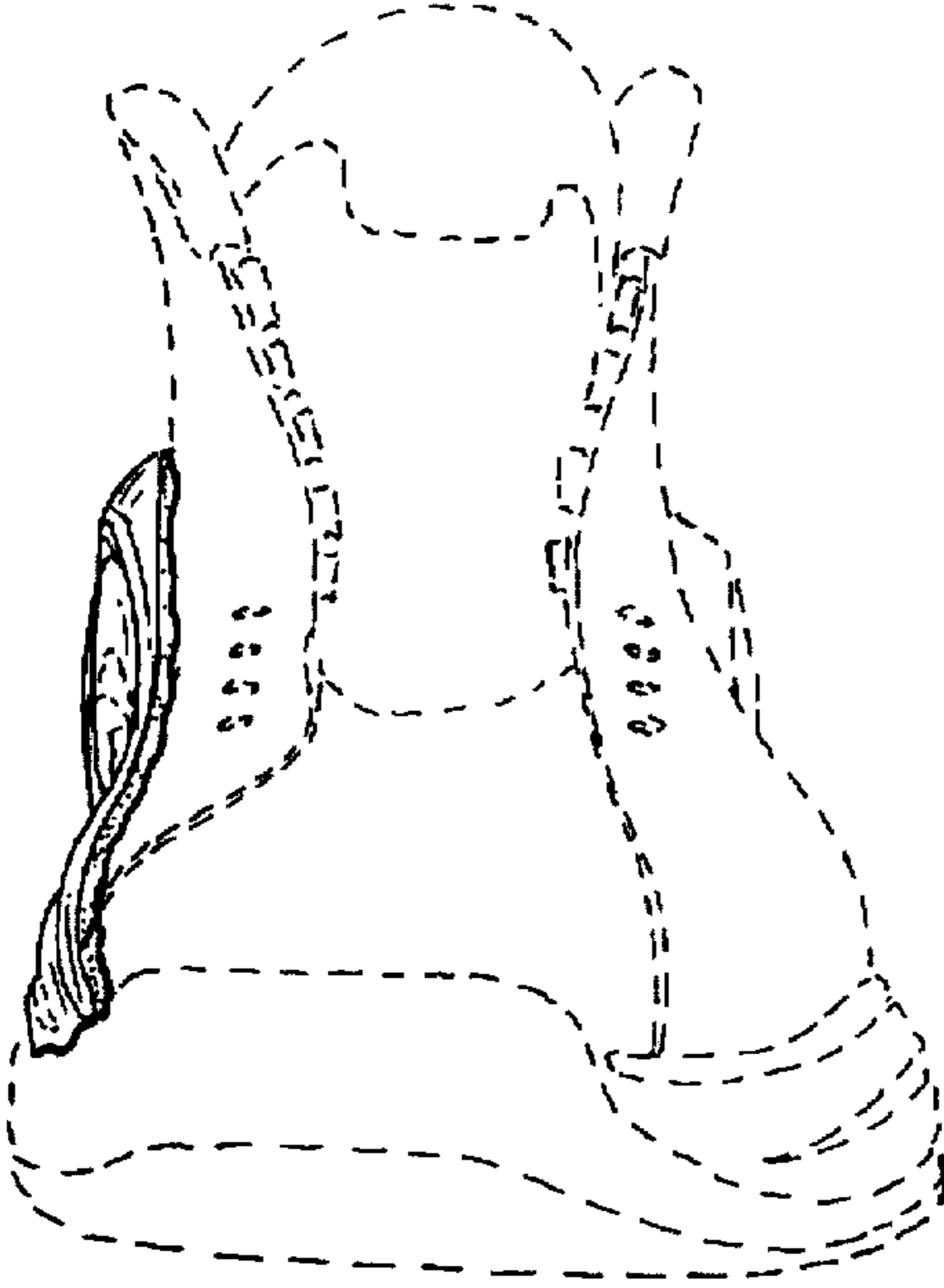


FIG. 3

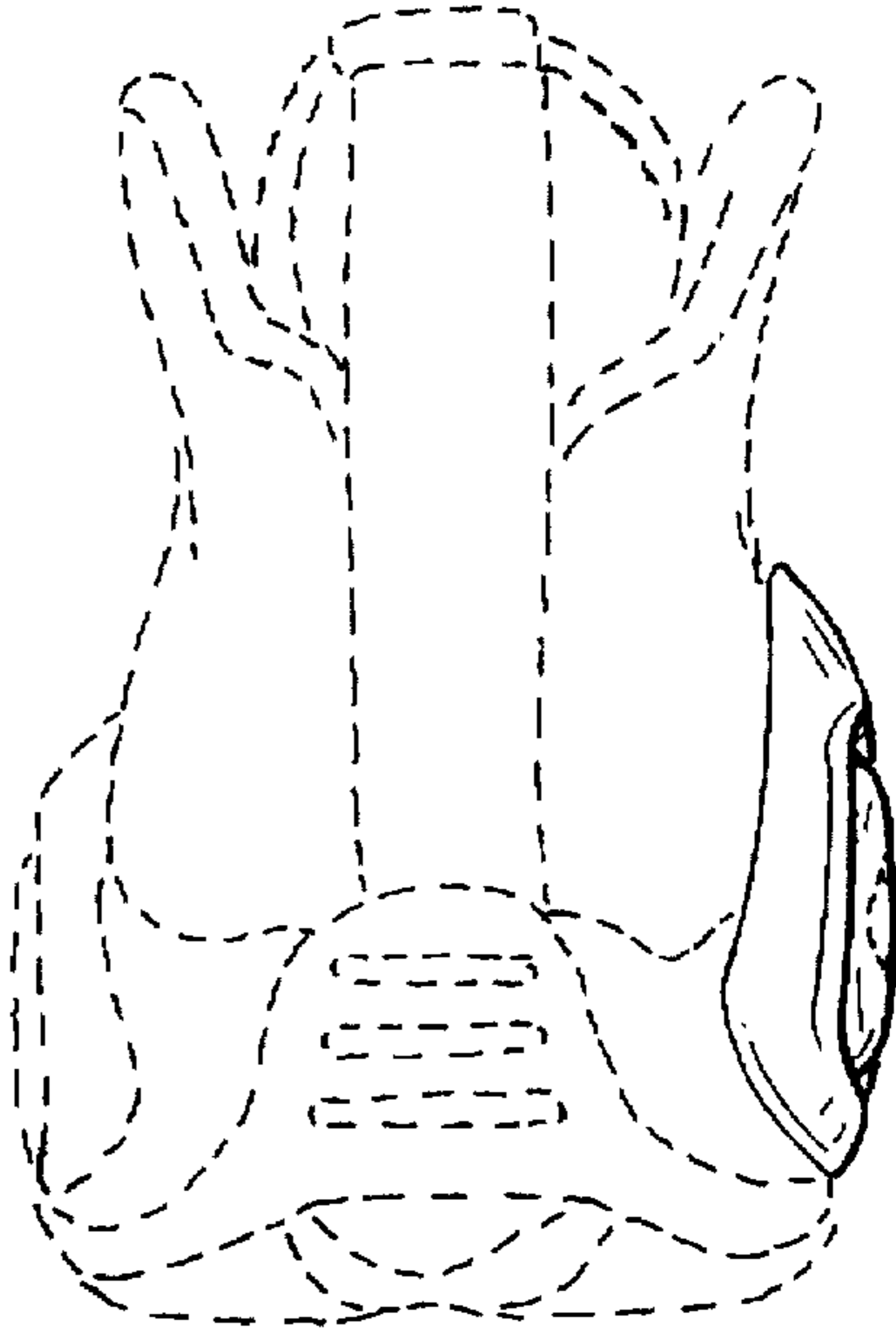


FIG. 4

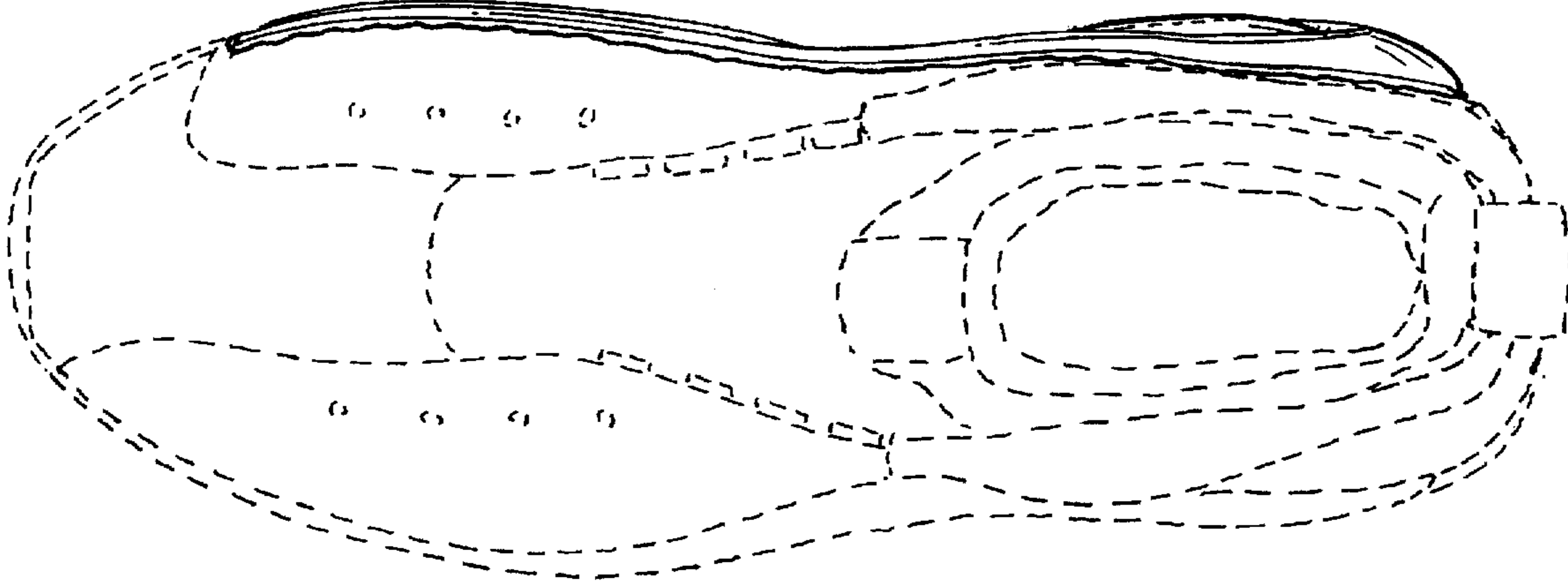


FIG. 5