

US00D393353S

# United States Patent [19]

Lozano

[11] Patent Number: **Des. 393,353**

[45] Date of Patent: **\*\*Apr. 14, 1998**

[54] **PORTION OF A SHOE UPPER**

D. 385,400 10/1997 Cooper ..... D2/972  
D. 386,597 11/1997 Avar ..... D2/972

[75] Inventor: **Sergio G. Lozano**, Beaverton, Oreg.

**OTHER PUBLICATIONS**

[73] Assignee: **Nike, Inc.**, Beaverton, Oreg.

Nike Footwear Catalog, Fall 1997, p. 28. Published Dec. 1996.

[\*\*] Term: **14 Years**

Nike Footwear Catalog, Late Spring 1997, p. 34. Published Sep. 1996.

[21] Appl. No.: **72,639**

Nike Footwear Catalog, Spring 1997, p. 47. Published Jun. 1996.

[22] Filed: **Jun. 20, 1997**

Nike Footwear Catalog, Fall 1994, p. 40. Published Nov. 1993.

[51] LOC (6) Cl. .... **02-99**

[52] U.S. Cl. .... **D2/972**

[58] Field of Search ..... D2/896, 902, 929,  
D2/935, 943, 944, 946, 969, 971, 972;  
24/714.6-714.8; 36/83, 84, 114, 45, 50.1,  
102, 126, 128, 129

*Primary Examiner*—Dominic Simone  
*Attorney, Agent, or Firm*—Banner & Witcoff, Ltd.

[57] **CLAIM**

The ornamental design for a portion of a shoe upper, as shown and described.

[56] **References Cited**

**DESCRIPTION**

**U.S. PATENT DOCUMENTS**

- D. 98,291 1/1936 Borda ..... D2/971
- D. 101,099 9/1936 Baldwin ..... D2/971
- D. 220,464 4/1971 Hayashi .
- D. 266,968 11/1982 Railton .
- D. 278,758 5/1985 Michaeli .
- D. 347,519 6/1994 Worthington .
- D. 348,976 7/1994 Van Noy .
- D. 361,884 9/1995 Lozano .
- D. 370,994 6/1996 Avar .
- D. 374,551 10/1996 Hatfield .
- D. 375,194 11/1996 Teague .
- D. 377,414 1/1997 Hatfield .
- D. 384,196 9/1997 Hatfield ..... D2/972

FIG. 1 is a perspective view of a portion of a shoe upper showing my new design;

FIG. 2 is a side elevational view thereof;

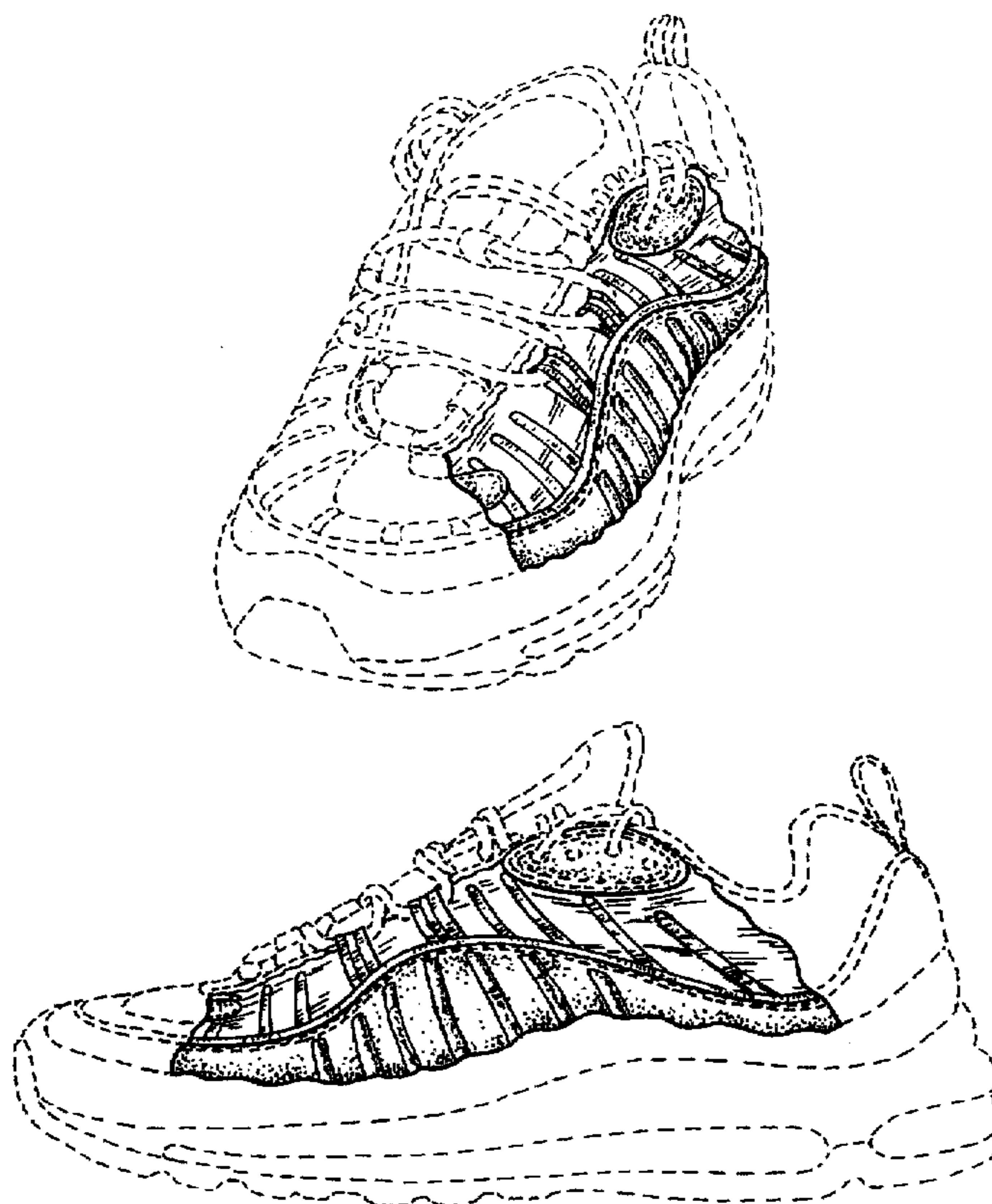
FIG. 3 is a front elevational view thereof;

FIG. 4 is a rear elevational view thereof; and,

FIG. 5 is a top plan view thereof.

The broken line showing of a shoe sole, the stitch lines and the remaining portion of the upper in FIGS. 1-5 is for illustrative purposes only and forms no part of the claimed design.

**1 Claim, 2 Drawing Sheets**



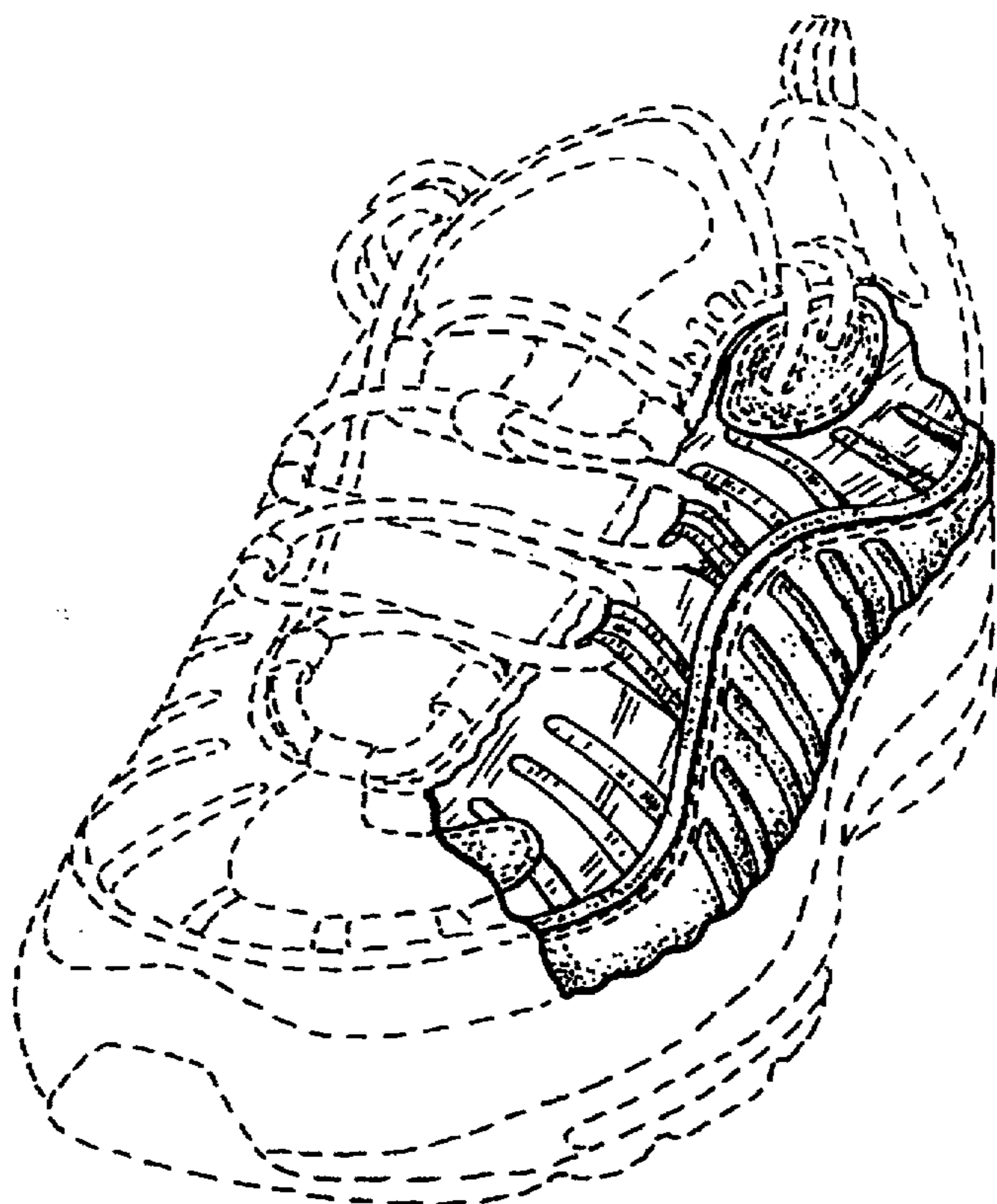


FIG. 1




FIG. 2

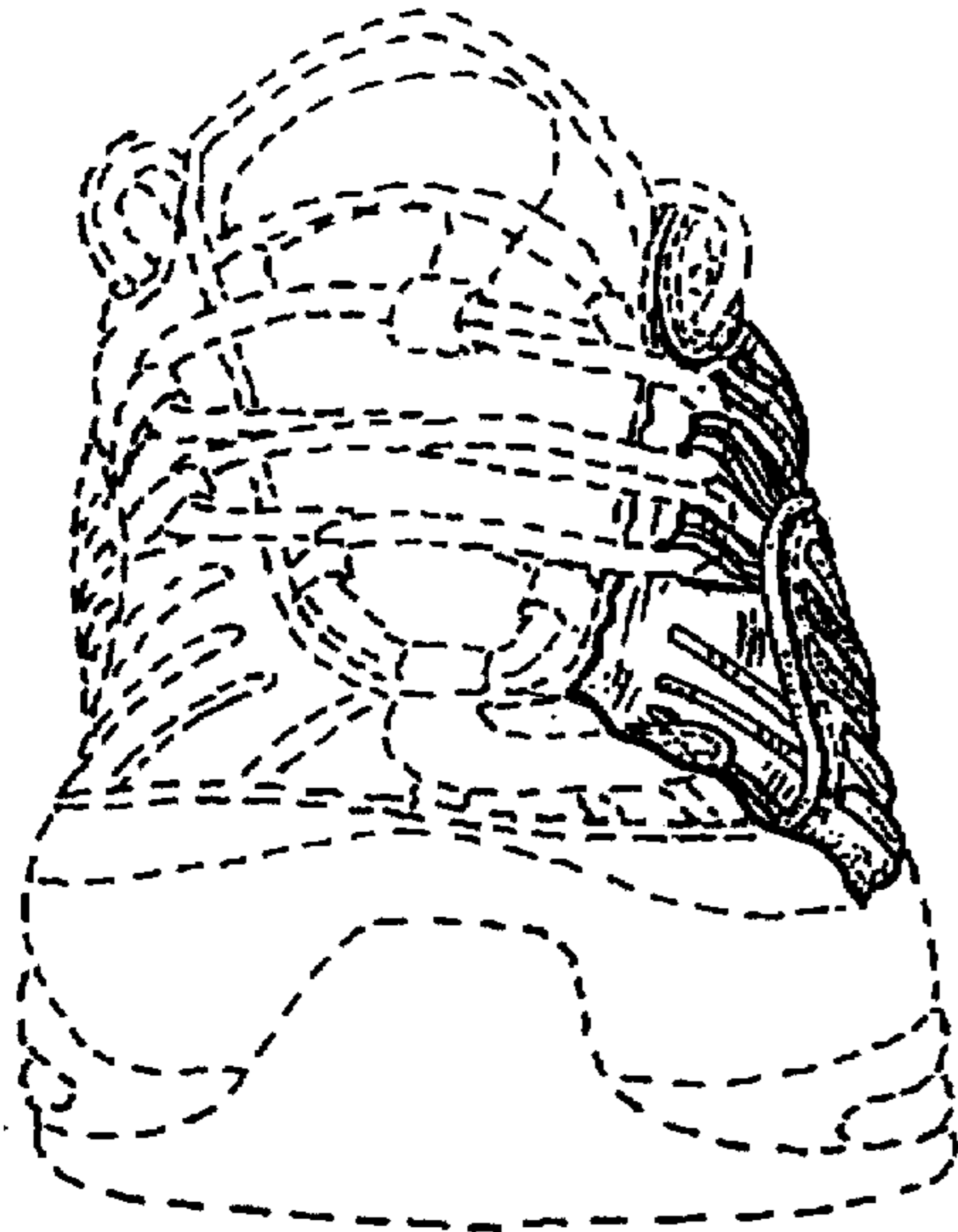


FIG. 3

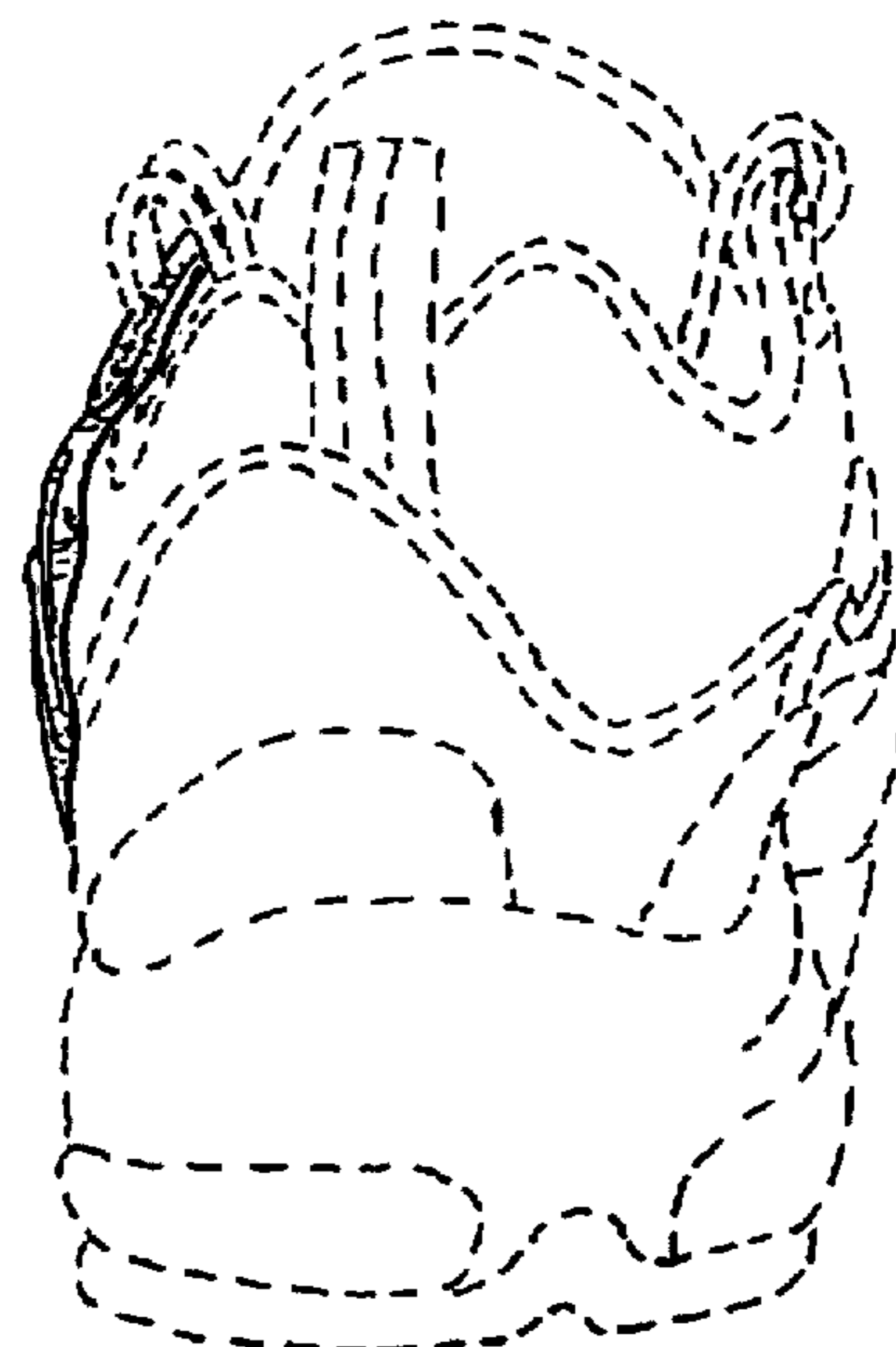


FIG. 4

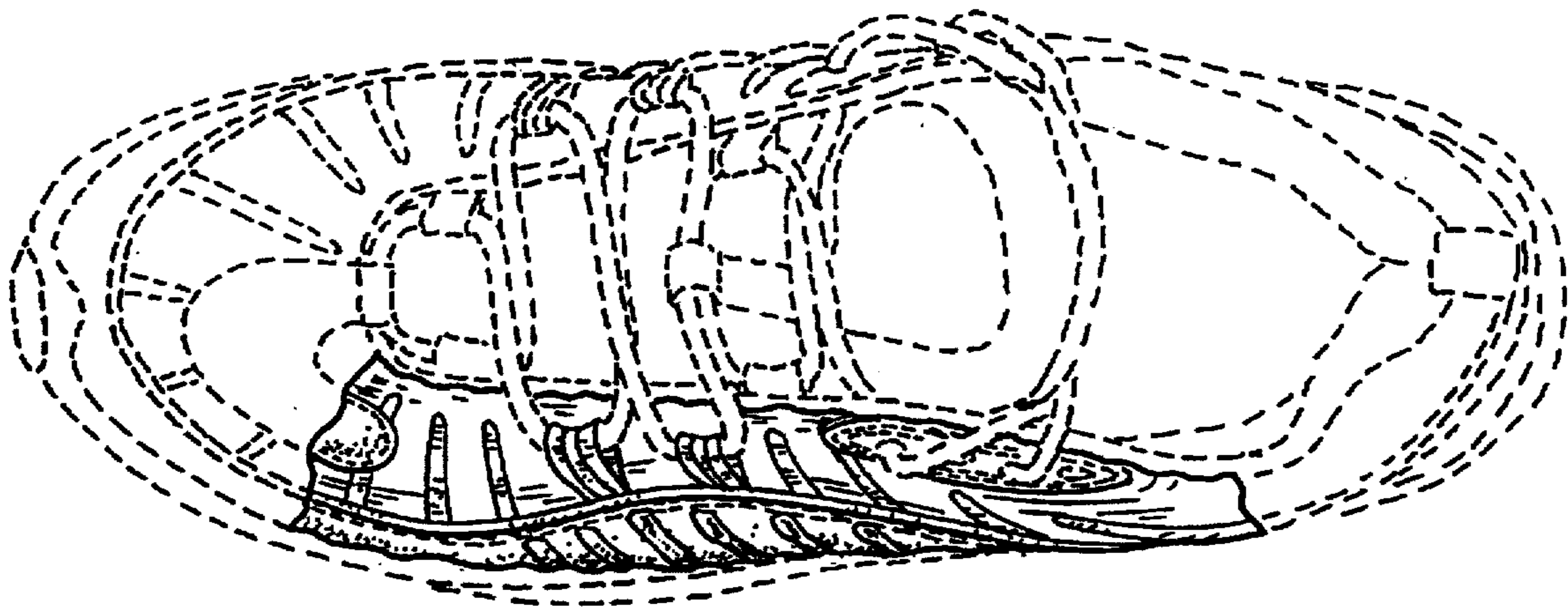


FIG. 5