



US00D393352S

United States Patent [19]
Aveni

[11] **Patent Number: Des. 393,352**
[45] **Date of Patent: **Apr. 14, 1998**

[54] **SIDE PORTION OF A SHOE UPPER**

[75] **Inventor: Michael A. Aveni, Lake Oswego, Oreg.**

[73] **Assignee: Nike, Inc., Beaverton, Oreg.**

[**] **Term: 14 Years**

[21] **Appl. No.: 71,897**

[22] **Filed: May 14, 1997**

[51] **LOC (6) Cl. 02-99**

[52] **U.S. Cl. D2/972**

[58] **Field of Search D2/896, 902, 929,
D2/935, 943, 944, 946, 969, 971, 972;
24/714.6-714.8; 36/83, 84, 114, 45, 50.1,
126, 128, 129**

[56] **References Cited**

U.S. PATENT DOCUMENTS

| | | | |
|------------|---------|---------------|--------|
| D. 335,014 | 4/1993 | Hatfield . | |
| D. 361,884 | 9/1995 | Lozano | D2/970 |
| D. 362,334 | 9/1995 | Avar | D2/970 |
| D. 370,554 | 6/1996 | Greene | D2/969 |
| D. 374,340 | 10/1996 | Avar | D2/972 |
| D. 383,297 | 9/1997 | Gray | D2/972 |
| D. 383,301 | 9/1997 | Teague | D2/972 |
| D. 383,915 | 9/1997 | Tresser | D2/972 |
| D. 385,408 | 10/1997 | Kuerbis | D2/972 |

OTHER PUBLICATIONS

Nike Footwear Catalog, Fall 1997, pp. 7, 19, 26, 177, 202.
Published Dec. 1996.
Nike Footwear Catalog, Late Spring 1997, pp. 166, 208.
Published Sep. 1996.

Nike Footwear Catalog, Holiday 1996, p. 136. Published Mar. 1996.

Nike Footwear Catalog, Late Spring 1996, p. 5. Published Aug. 1995.

Nike Footwear Catalog, Spring 1992, p. 126. Published May 1991.

Primary Examiner—Dominic Simone
Attorney, Agent, or Firm—Banner & Witcoff, Ltd.

[57] **CLAIM**

The ornamental design for a side portion of a shoe upper, as shown and described.

DESCRIPTION

FIG. 1 is a side elevational view of a side portion of a shoe upper showing my new design;

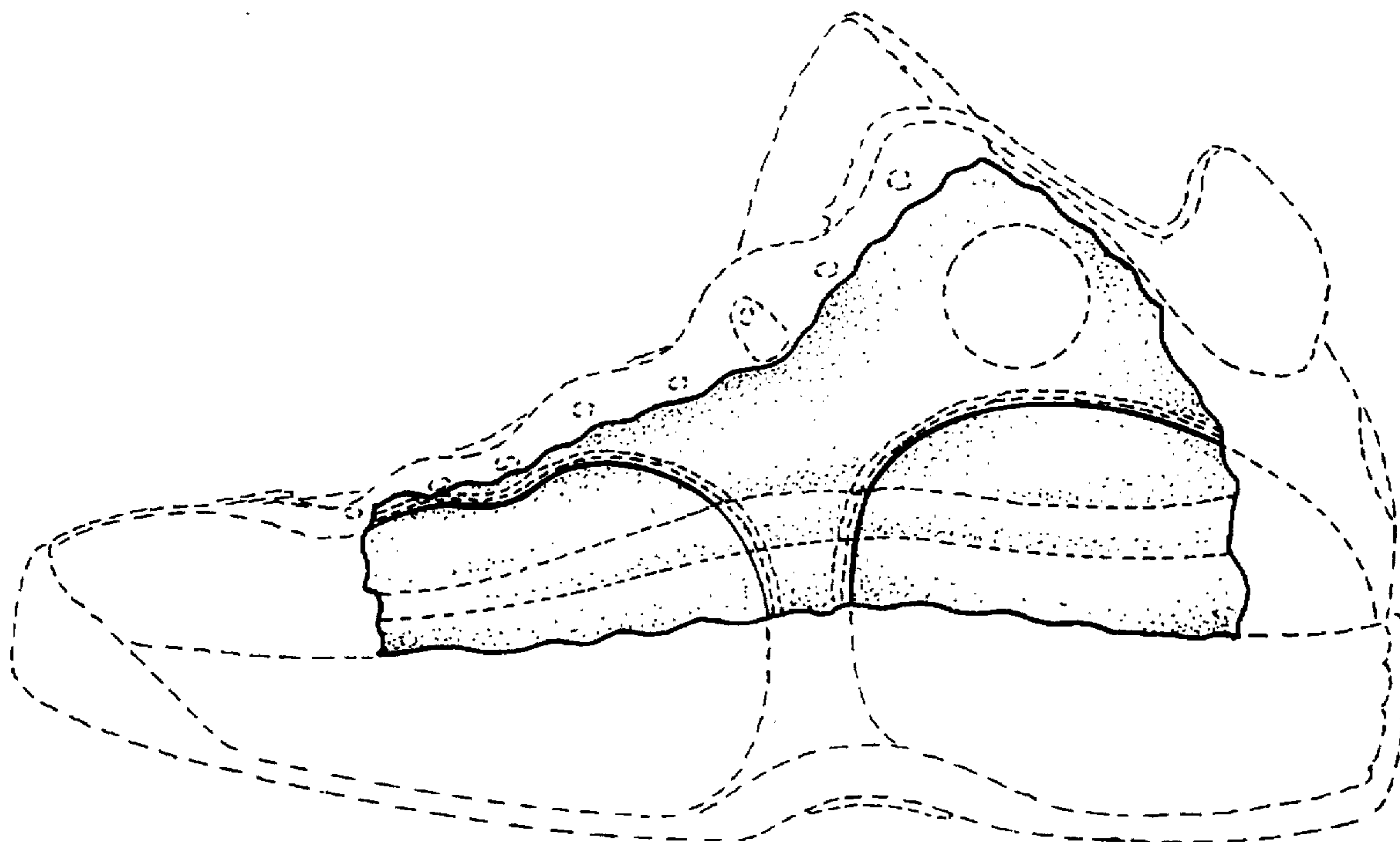
FIG. 2 is a front elevational view of the side portion of a shoe upper shown in FIG. 1;

FIG. 3 is a rear elevational view of the side portion of a shoe upper shown in FIG. 1; and,

FIG. 4 is a top plan view of the side portion of a shoe upper shown in FIG. 1.

The broken line showings of the circle shape in the top of the side portion near the ankle collar and the remainder of the shoe in all of the figures are for illustration purposes only and form no part of the claimed design.

1 Claim, 2 Drawing Sheets



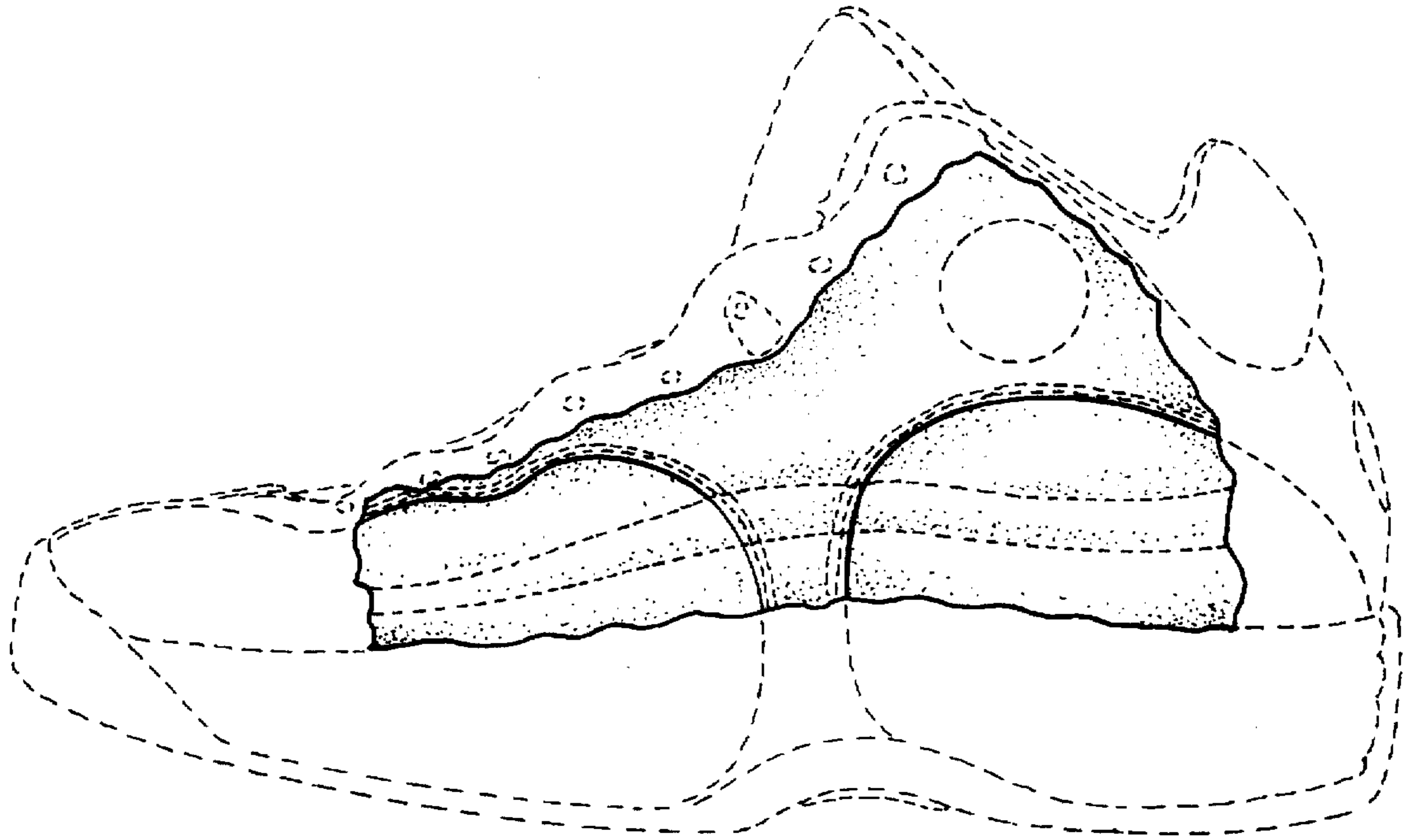


FIG. 1

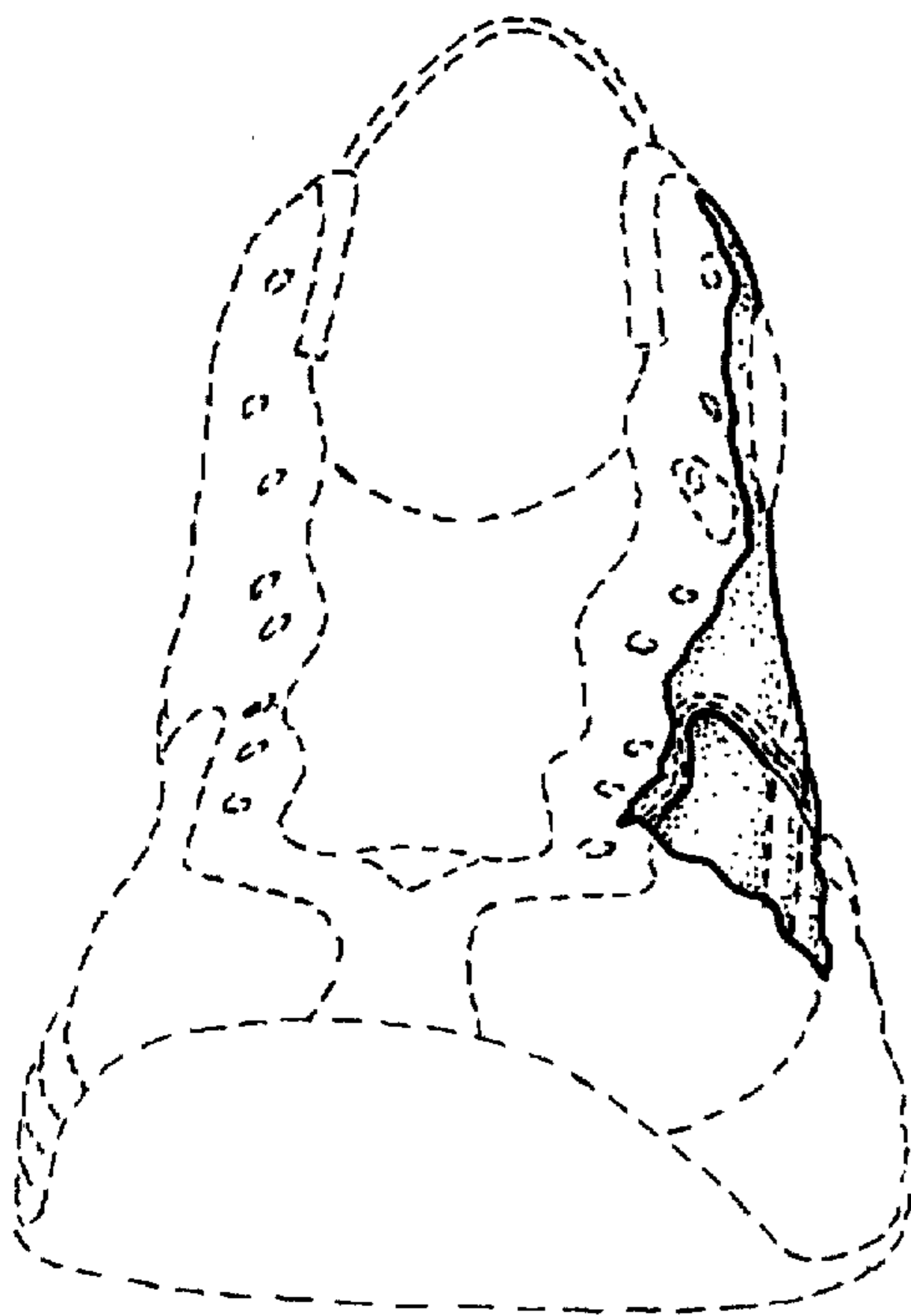


FIG. 2

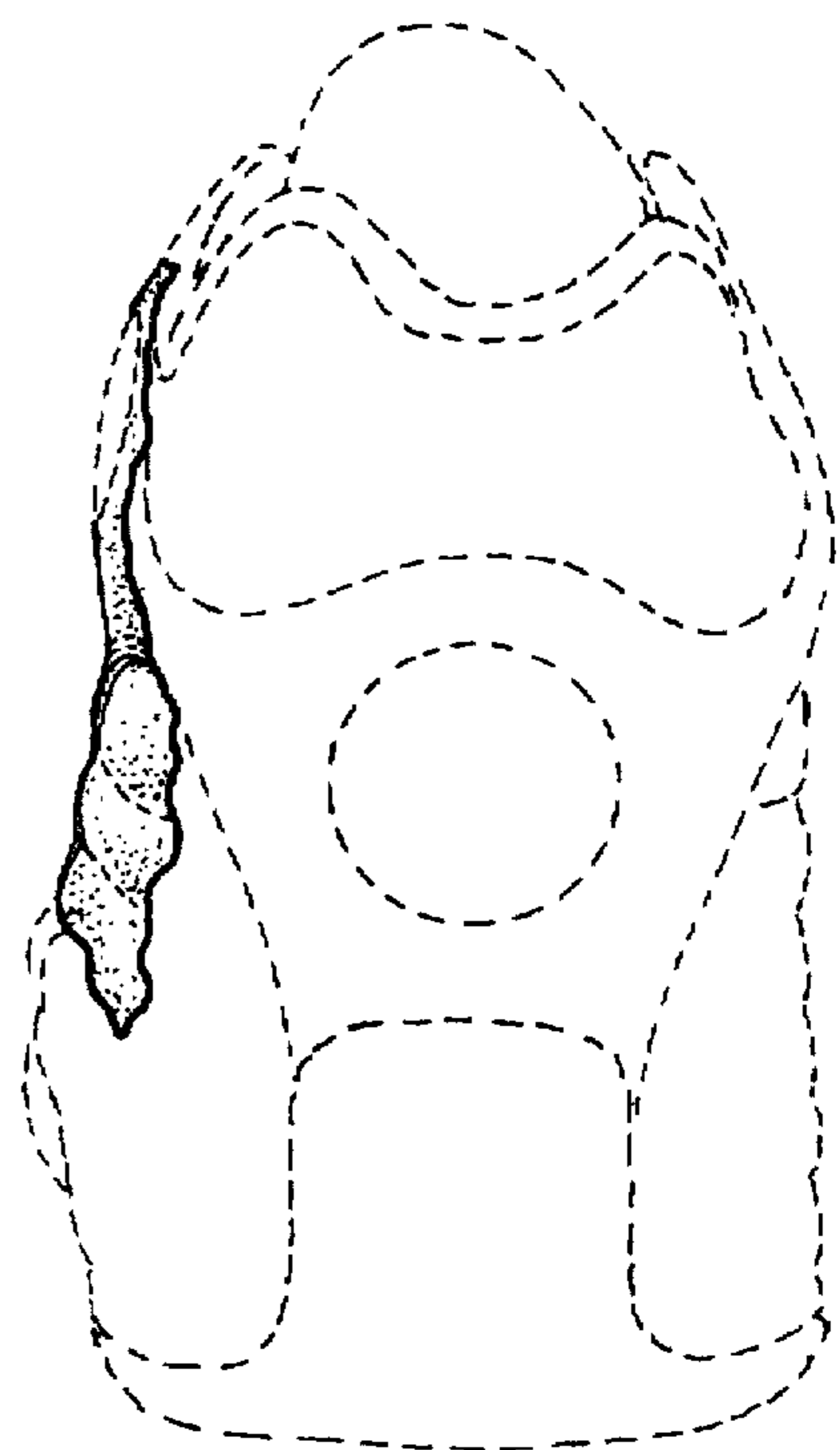


FIG. 3

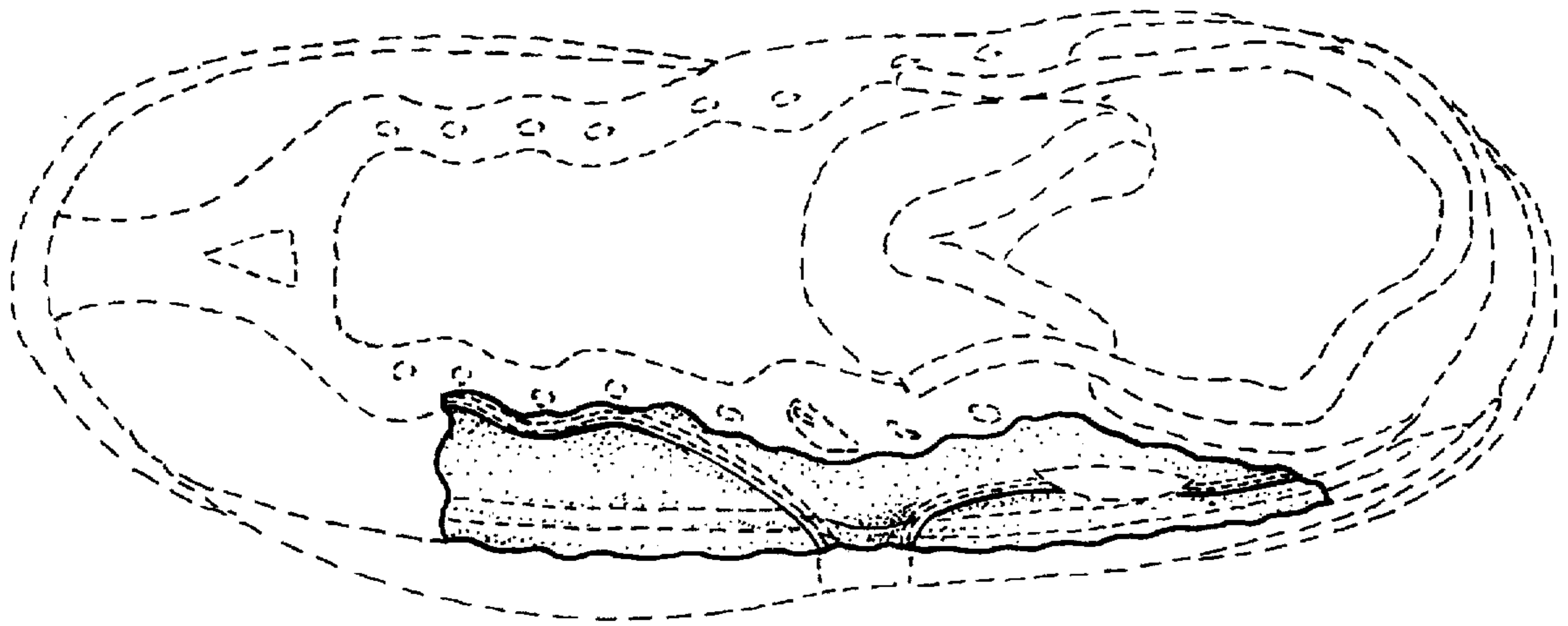


FIG. 4