

US00D393349S

# United States Patent [19] Backus

[11] Patent Number: Des. 393,349  
[45] Date of Patent: \*\*Apr. 14, 1998

## [54] PORTION OF A SHOE UPPER

[75] Inventor: Peter P. Backus, Newberg, Oreg.

[73] Assignee: Nike, Inc., Beaverton, Oreg.

[\*\*] Term: 14 Years

[21] Appl. No.: 71,081

[22] Filed: May 20, 1997

[51] LOC (6) Cl. .... 02-99

[52] U.S. Cl. .... D2/972

[58] Field of Search ..... D2/902, 907, 908,  
D2/942, 943, 946, 972, 973, 935, 969;  
36/83, 84, 114, 45, 48, 50.1

## [56] References Cited

### U.S. PATENT DOCUMENTS

- D. 229,251 11/1973 Askew .
- D. 247,137 2/1978 Krome .
- D. 265,436 7/1982 Vermonet .
- D. 270,870 10/1983 Tilles .
- D. 326,763 6/1992 Holbrook .
- D. 333,205 2/1993 Zelenko .
- D. 344,397 2/1994 Zelenko .
- D. 348,978 7/1994 Avar .
- D. 361,884 9/1995 Lozano .
- D. 361,885 9/1995 Hatfield .
- D. 365,200 12/1995 Teague ..... D2/969
- D. 370,994 6/1996 Avar .
- D. 375,401 11/1996 Cooper .
- D. 376,901 12/1996 Avar et al. .
- D. 377,413 1/1997 Worthington .

### OTHER PUBLICATIONS

Nike Footwear Catalog, Holiday 1997, pp. 14, 33, 53, 126. Published Mar. 1997.

Nike Footwear Catalog, Late Spring 1997, p. 138. Published Sep. 1996.

Nike Footwear Catalog, Spring 1997, pp. 107, 181. Published Jun. 1996.

Nike Footwear Catalog, Holiday 1996, p. 24. Published Mar. 1996.

Nike Footwear Catalog, Late Spring 1996, p. 125. Published Aug. 1995.

Nike Footwear Catalog, Spring 1995, p. 63. Published Jun. 1994.

Primary Examiner—Dominic Simone  
Attorney, Agent, or Firm—Banner & Witcoff, Ltd.

## [57] CLAIM

The ornamental design for a portion of a shoe upper, as shown and described.

## DESCRIPTION

FIG. 1 is a side elevational view of one side of a portion of a shoe upper showing my new design;

FIG. 2 is a side elevational view of the other side of the portion of a shoe upper shown in FIG. 1;

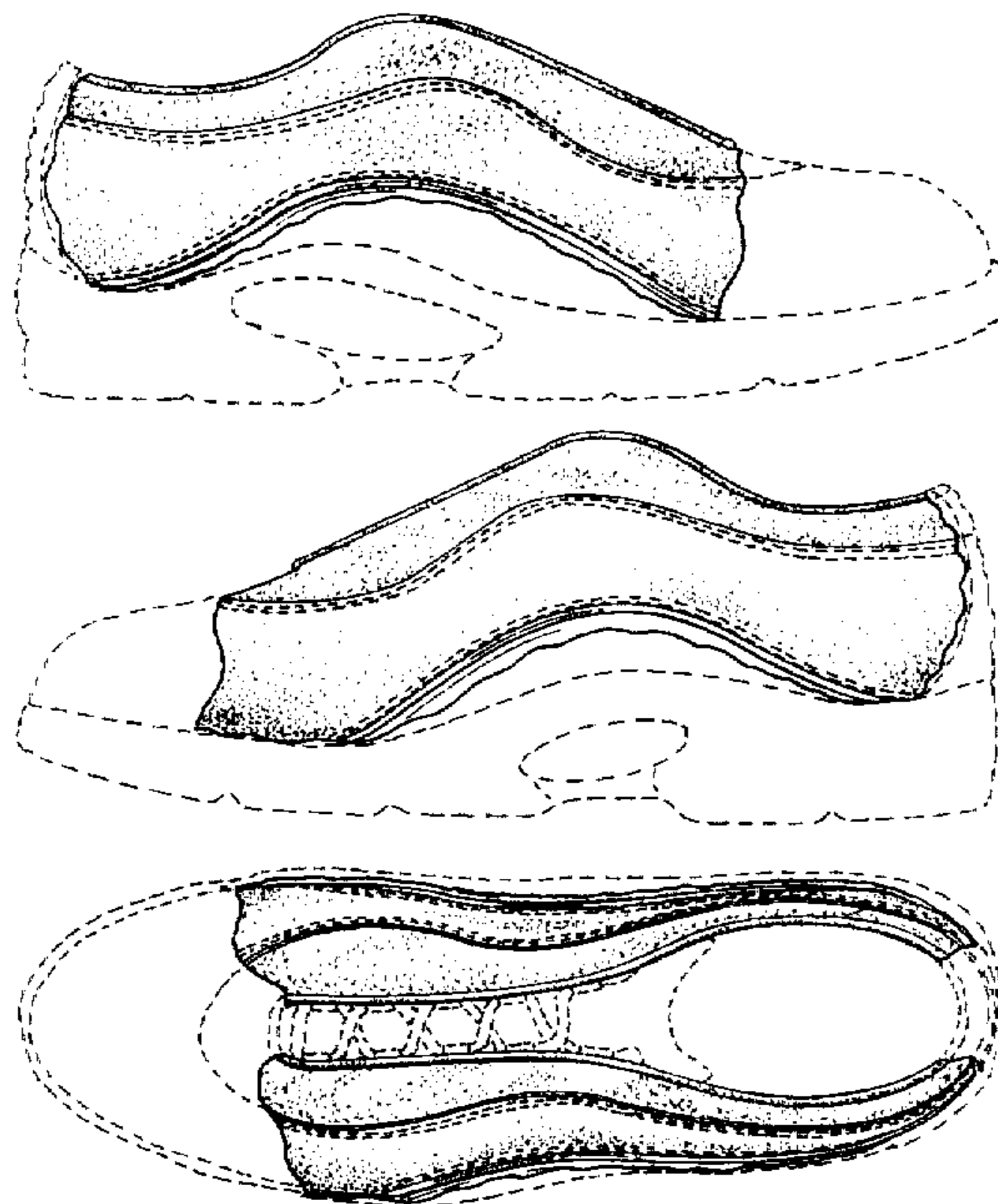
FIG. 3 is a front elevational view of the portion of a shoe upper shown in FIG. 1;

FIG. 4 is a rear elevational view of the portion of a shoe upper shown in FIG. 1; and,

FIG. 5 is a top plan view of the portion of a shoe upper shown in FIG. 1.

The broken line showing of the remainder of the shoe is for illustration purposes only and forms no part of the claimed design.

1 Claim, 2 Drawing Sheets



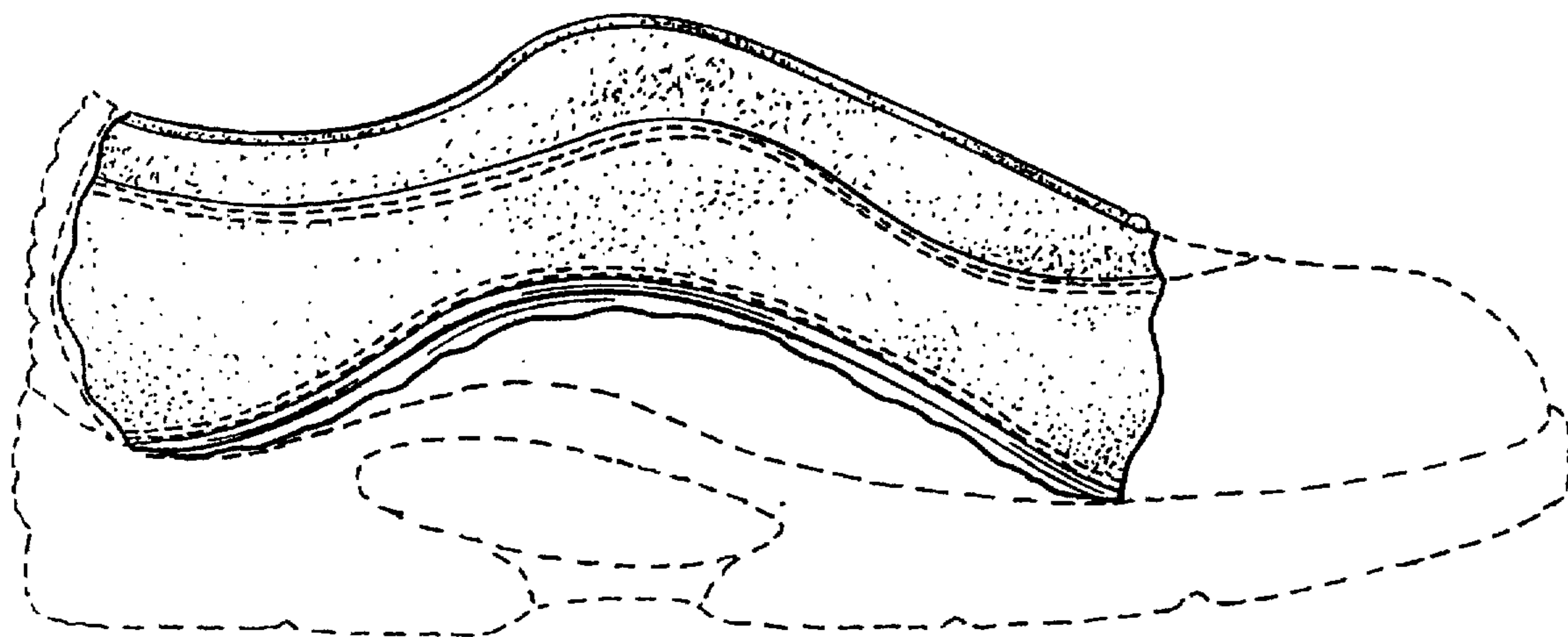


FIG. 1




FIG. 2

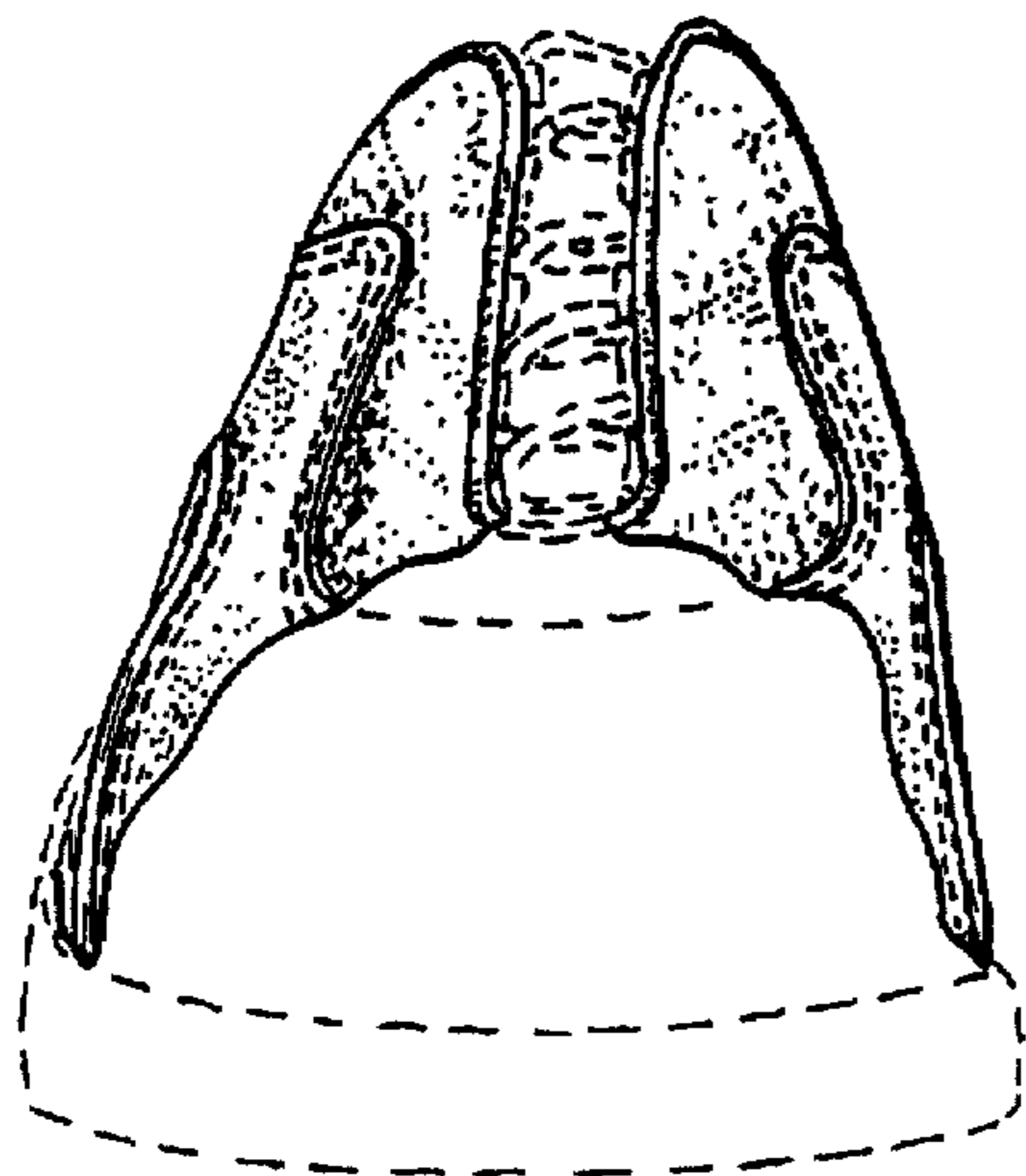


FIG. 3

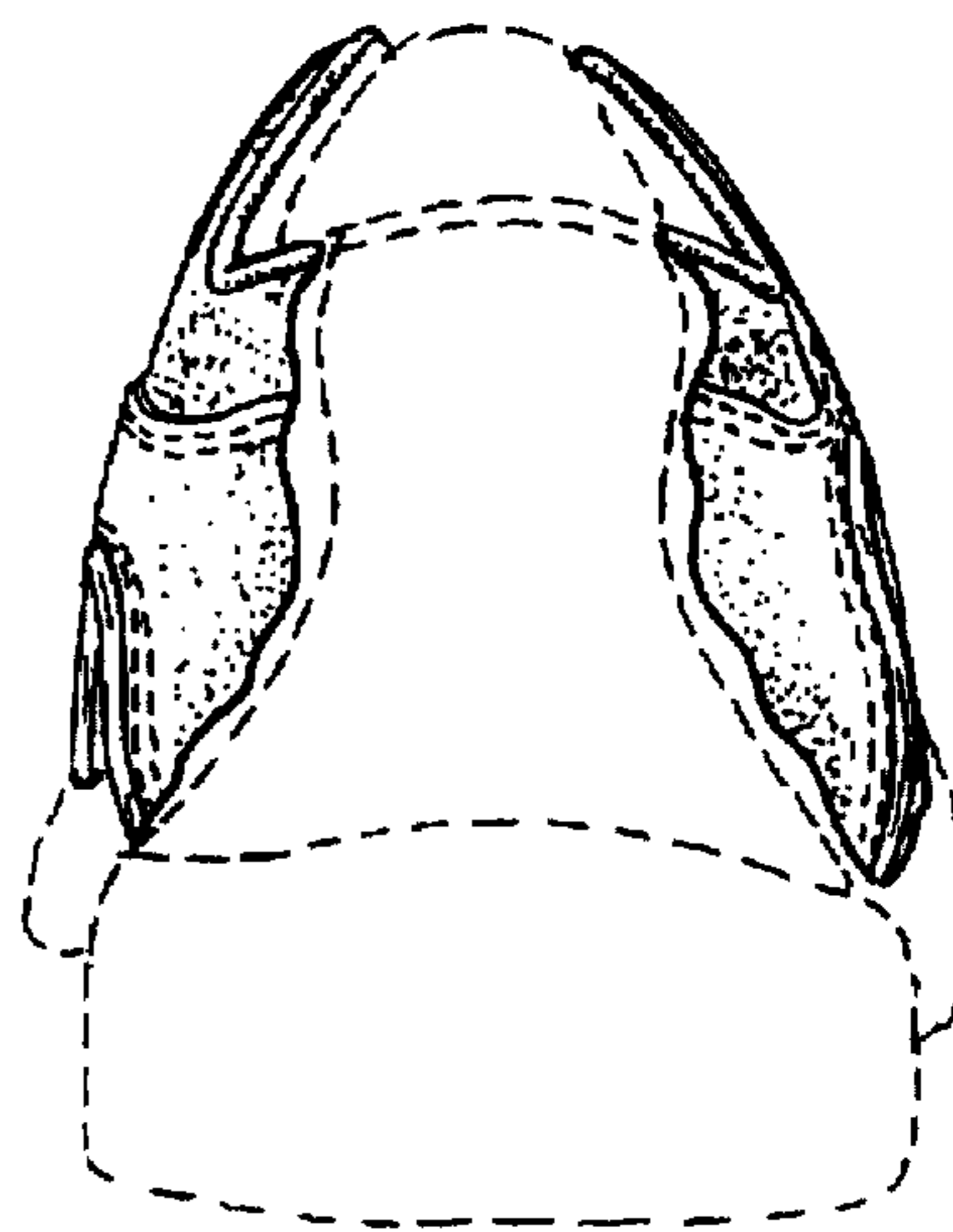


FIG. 4

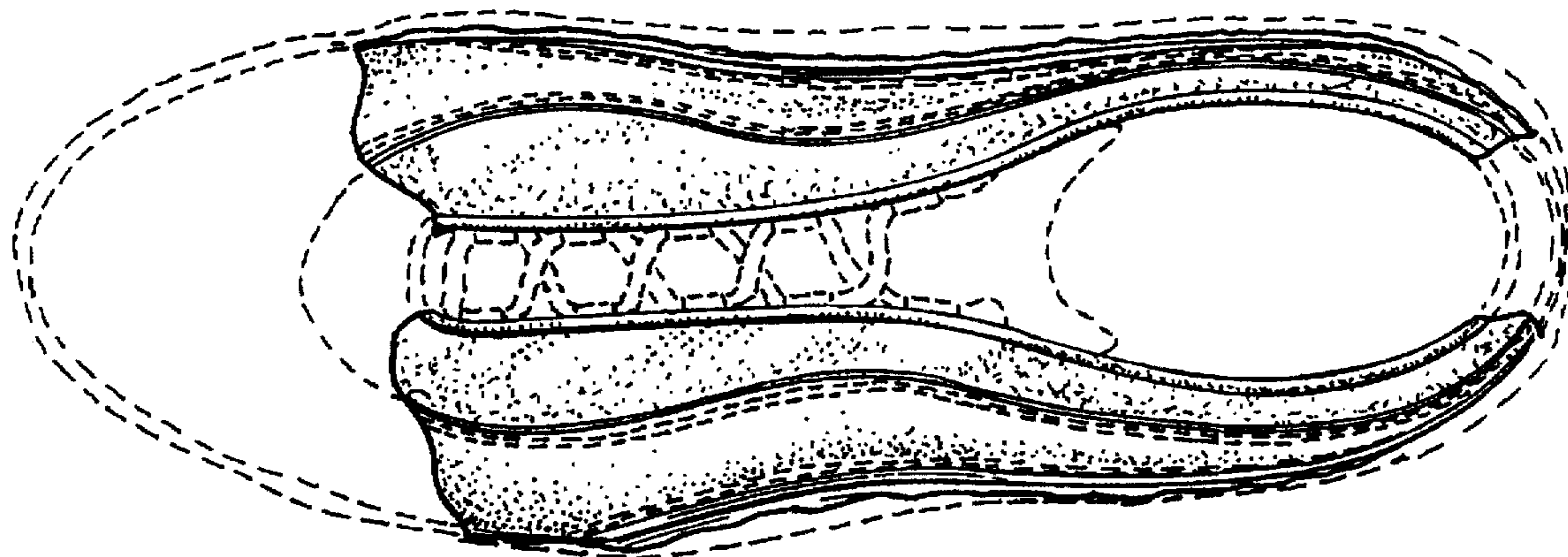


FIG. 5