



US00D393343S

# United States Patent [19] Smith

[11] Patent Number: Des. 393,343  
[45] Date of Patent: \*\*Apr. 14, 1998

[54] **SIDE ELEMENT OF A SHOE UPPER**

[75] Inventor: **Wilson W. Smith**, Beaverton, Oreg.

[73] Assignee: **Nike, Inc.**, Beaverton, Oreg.

[\*\*] Term: **14 Years**

[21] Appl. No.: **60,750**

[22] Filed: **Oct. 7, 1996**

[51] LOC (6) Cl. .... **02-99**

[52] U.S. Cl. .... **D2/972; D2/973**

[58] Field of Search ..... D2/896, 902, 907,  
D2/946, 969, 972, 973; 36/114, 45, 50.1,  
57, 78; 24/714.6, 714.7

[56] **References Cited**

**U.S. PATENT DOCUMENTS**

- D. 156,302 11/1949 Whatmore ..... D2/902
- D. 301,183 5/1989 Duclos .
- D. 346,272 4/1994 Cessor .
- D. 347,317 5/1994 Avar ..... D2/902 X
- D. 351,058 10/1994 Hatfield et al. .
- D. 351,275 10/1994 Hatfield et al. .

- D. 365,197 12/1995 Hatfield .
- D. 365,198 12/1995 Worthington .
- D. 370,994 6/1996 Avar .
- D. 373,461 9/1996 Smith .
- 385,218 6/1888 Valiant ..... 24/714.7
- 1,798,271 3/1931 Perugia ..... D2/973 X
- 5,377,430 1/1995 Hatfield et al. .... 24/714.6 X

*Primary Examiner*—Dominic Simone  
*Attorney, Agent, or Firm*—Banner & Witcoff, Ltd.

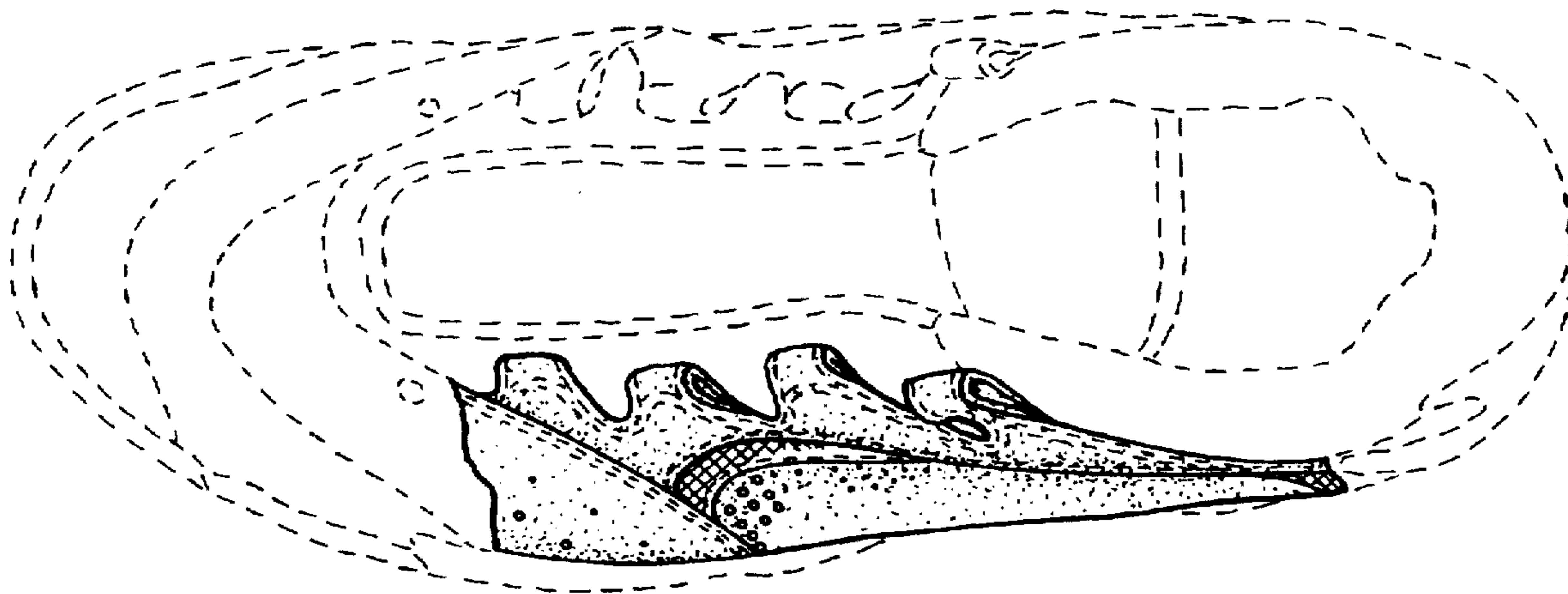
[57] **CLAIM**

The ornamental design for a side element of a shoe upper, as shown and described.

**DESCRIPTION**

FIG. 1 is a top plan view of a side element of a shoe upper showing my new design;  
FIG. 2 is a side elevational view thereof;  
FIG. 3 is a front perspective view thereof; and,  
FIG. 4 is a rear perspective view thereof.  
The broken line showing of a shoe and the remaining portion of the upper shown in FIGS. 1-4 is for illustrative purposes only and forms no part of the claimed design.

**1 Claim, 2 Drawing Sheets**



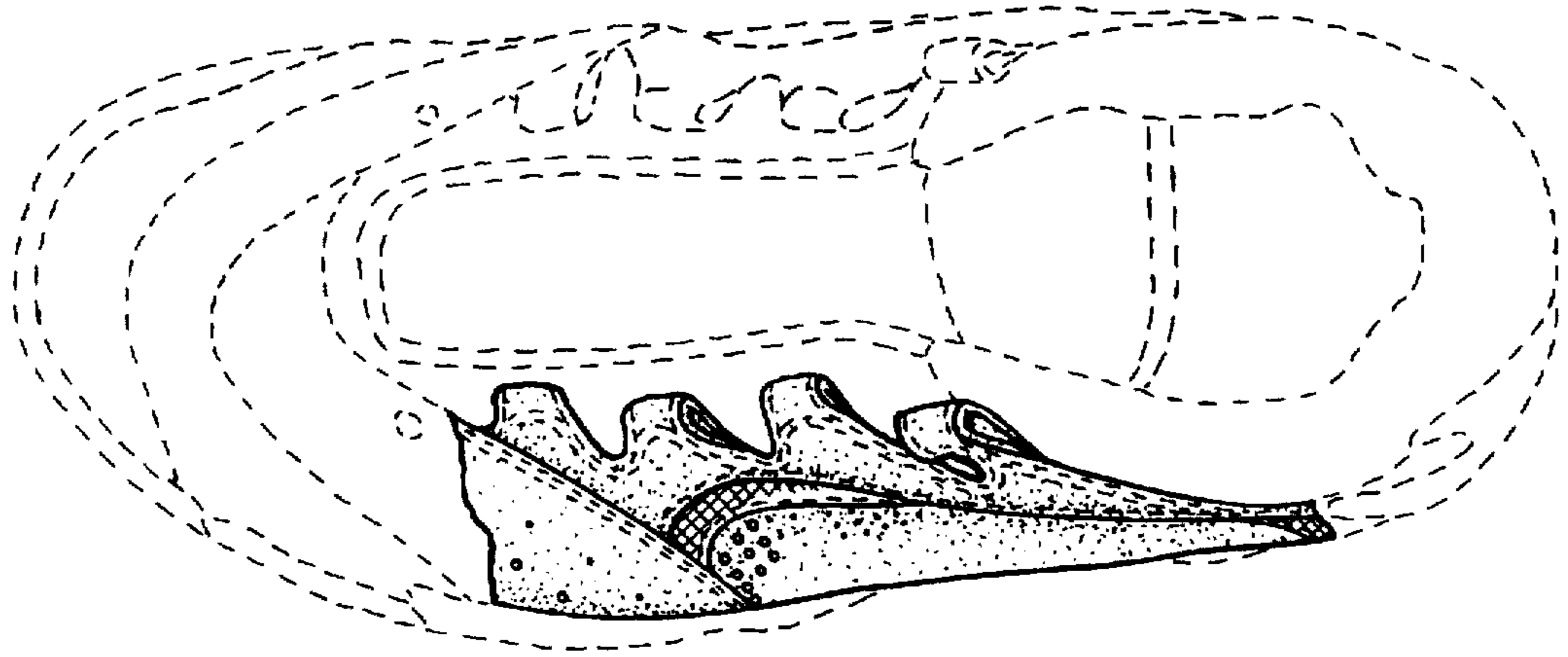


FIG. 1

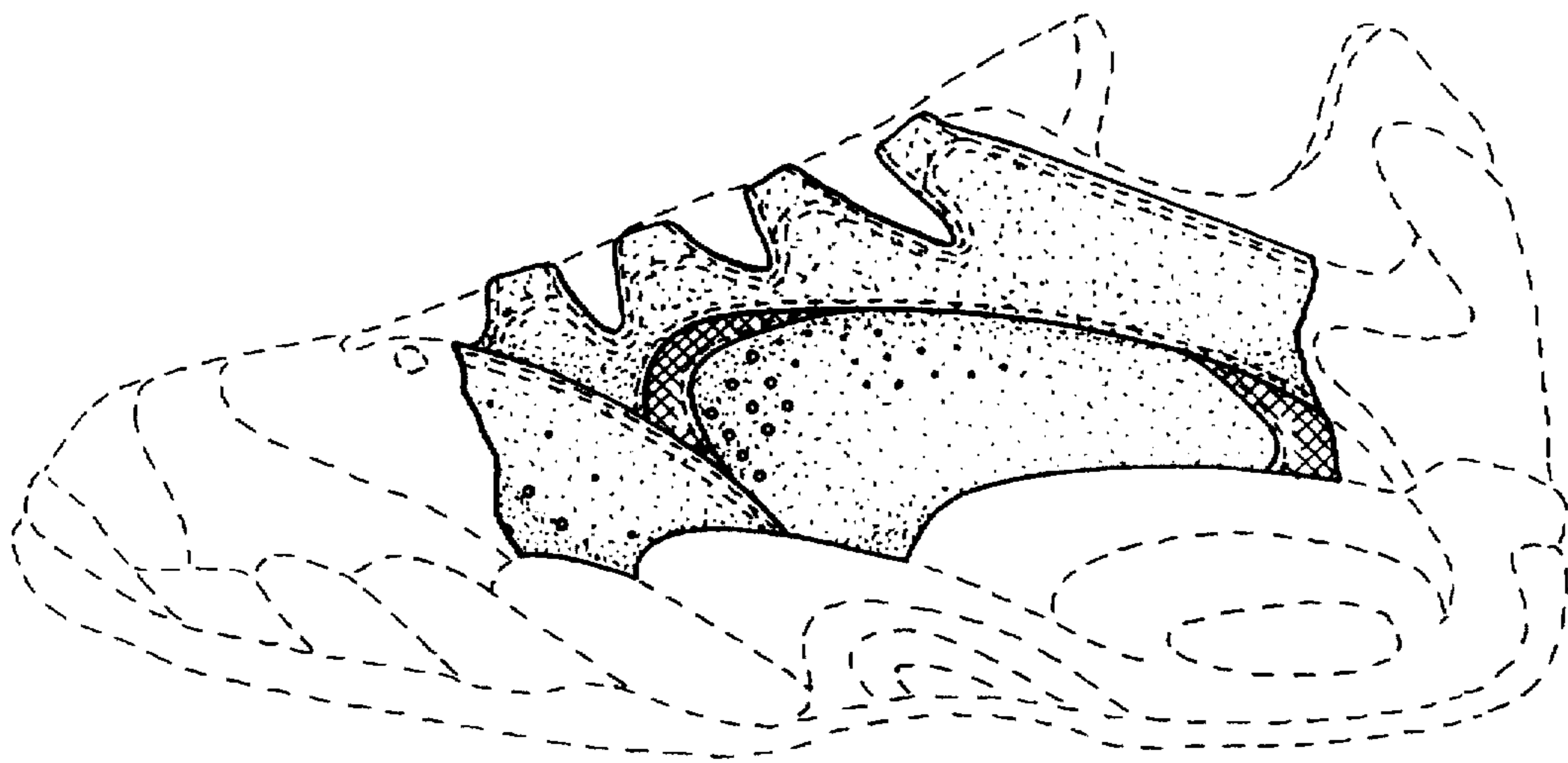


FIG. 2

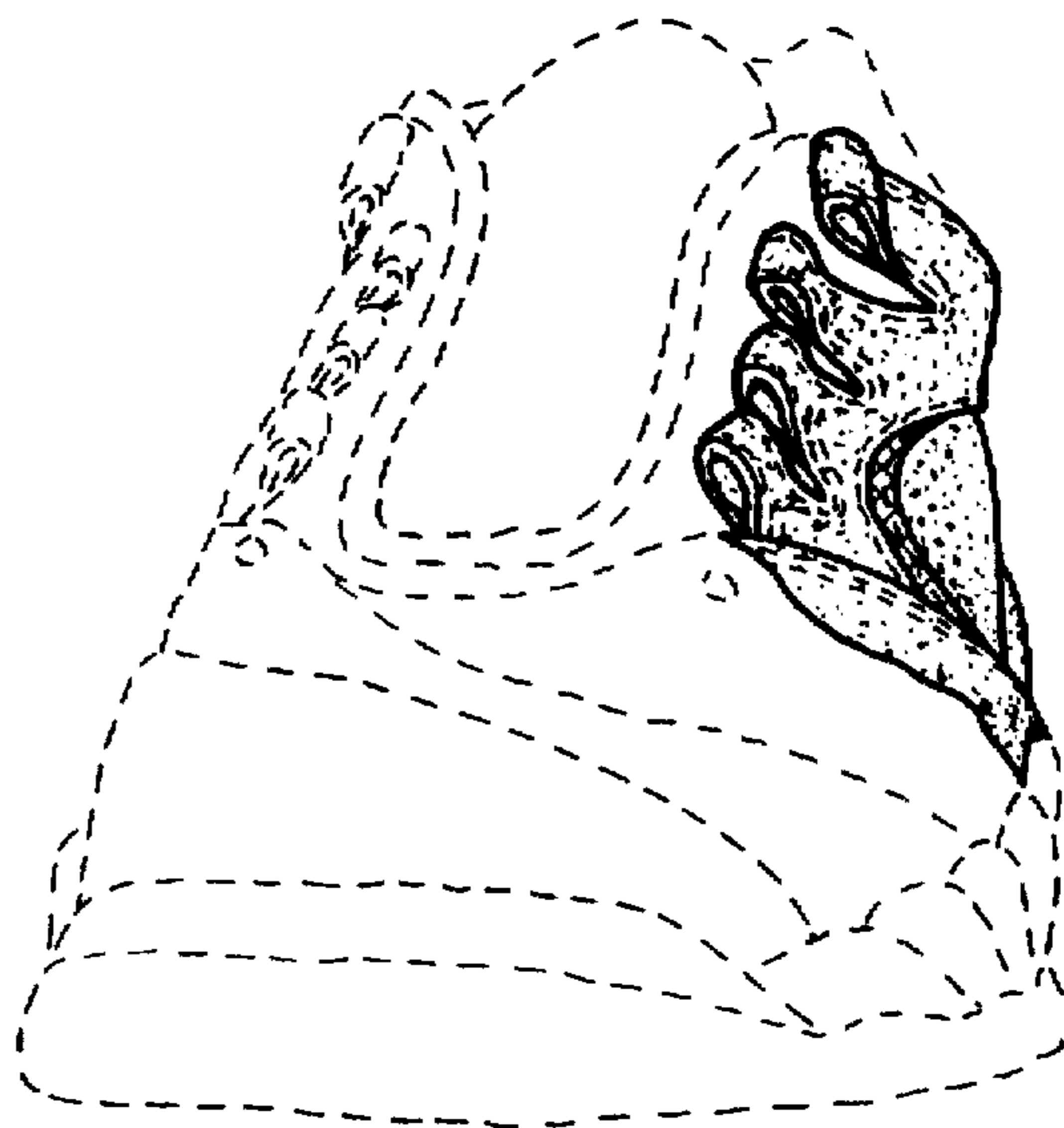


FIG. 3

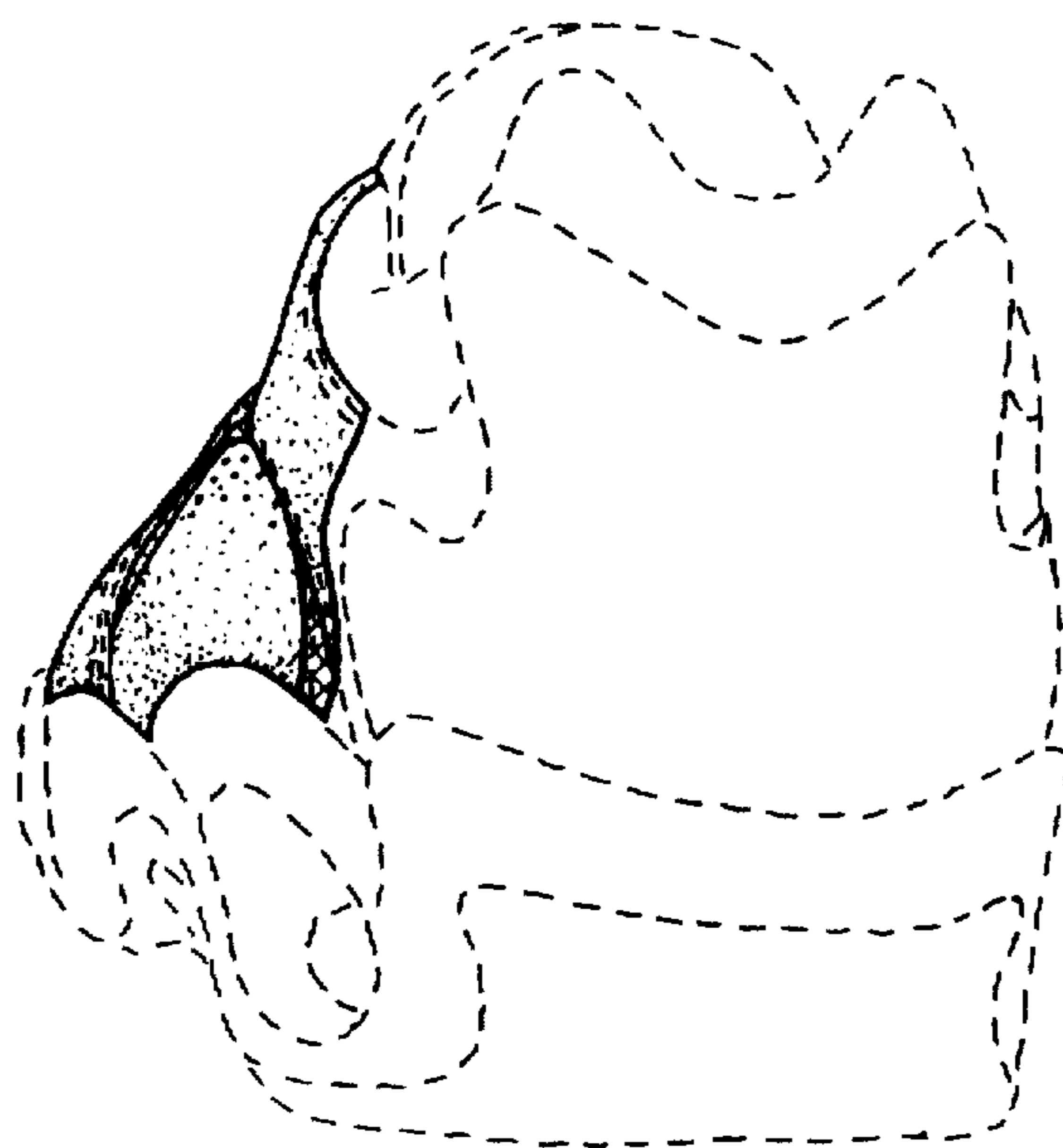


FIG. 4