



US00D393342S

United States Patent [19]
Cass

[11] **Patent Number:** **Des. 393,342**
[45] **Date of Patent:** ****Apr. 14, 1998**

[54] **BOTTOM SURFACE OF A SHOE OUTSOLE**

D. 385,093 10/1997 Cass .
D. 385,392 10/1997 Cass D2/954
D. 386,594 11/1997 Selbiger D2/953

[75] **Inventor:** **William J. Cass, Hillsboro, Oreg.**

OTHER PUBLICATIONS

[73] **Assignee:** **Nike, Inc., Beaverton, Oreg.**

Nike Footwear Catalog, Spring 1988, pp. 18 and 38. Published Jun. 1997.

[**] **Term:** **14 Years**

Nike Footwear Catalog, Holiday 1997, p. 42. Published Mar. 1997.

[21] **Appl. No.:** **76,887**

Primary Examiner—Doris V. Coles
Attorney, Agent, or Firm—Banner & Witcoff, Ltd.

[22] **Filed:** **Sep. 26, 1997**

[51] **LOC (6) Cl.** **02-04**

[52] **U.S. Cl.** **D2/957; D2/951; D2/954**

[58] **Field of Search** **D2/947-960; 36/25 R,**
36/28, 30 R, 31, 32 R, 32 A, 83, 59 C,
114

[57] **CLAIM**

The ornamental design for a bottom surface of a shoe outsole, as shown and described.

[56] **References Cited**

DESCRIPTION

U.S. PATENT DOCUMENTS

- D. 330,454 10/1992 Elliot .
- D. 333,556 3/1993 Purdom .
- D. 337,650 7/1993 Thomas, III et al. .
- D. 346,687 5/1994 Kayano et al. .
- D. 347,934 6/1994 Mitsui et al. .
- D. 350,222 9/1994 Hase .
- D. 352,386 11/1994 Vestuti et al. .
- D. 354,845 1/1995 Bramani .
- D. 356,666 3/1995 Ueda .
- D. 366,955 2/1996 Valle .
- D. 368,795 4/1996 Tanaka et al. .
- D. 373,898 9/1996 Bramani .
- D. 378,549 3/1997 Murai et al. .
- D. 379,863 6/1997 Kayano .

FIG. 1 is a perspective view of a bottom surface of a shoe outsole showing my new design;

FIG. 2 is a bottom plan view thereof;

FIG. 3 is a profile view taken through line 3—3 of FIG. 2;

FIG. 4 is a profile view taken through line 4—4 of FIG. 2;

FIG. 5 is a profile view taken through line 5—5 of FIG. 2;

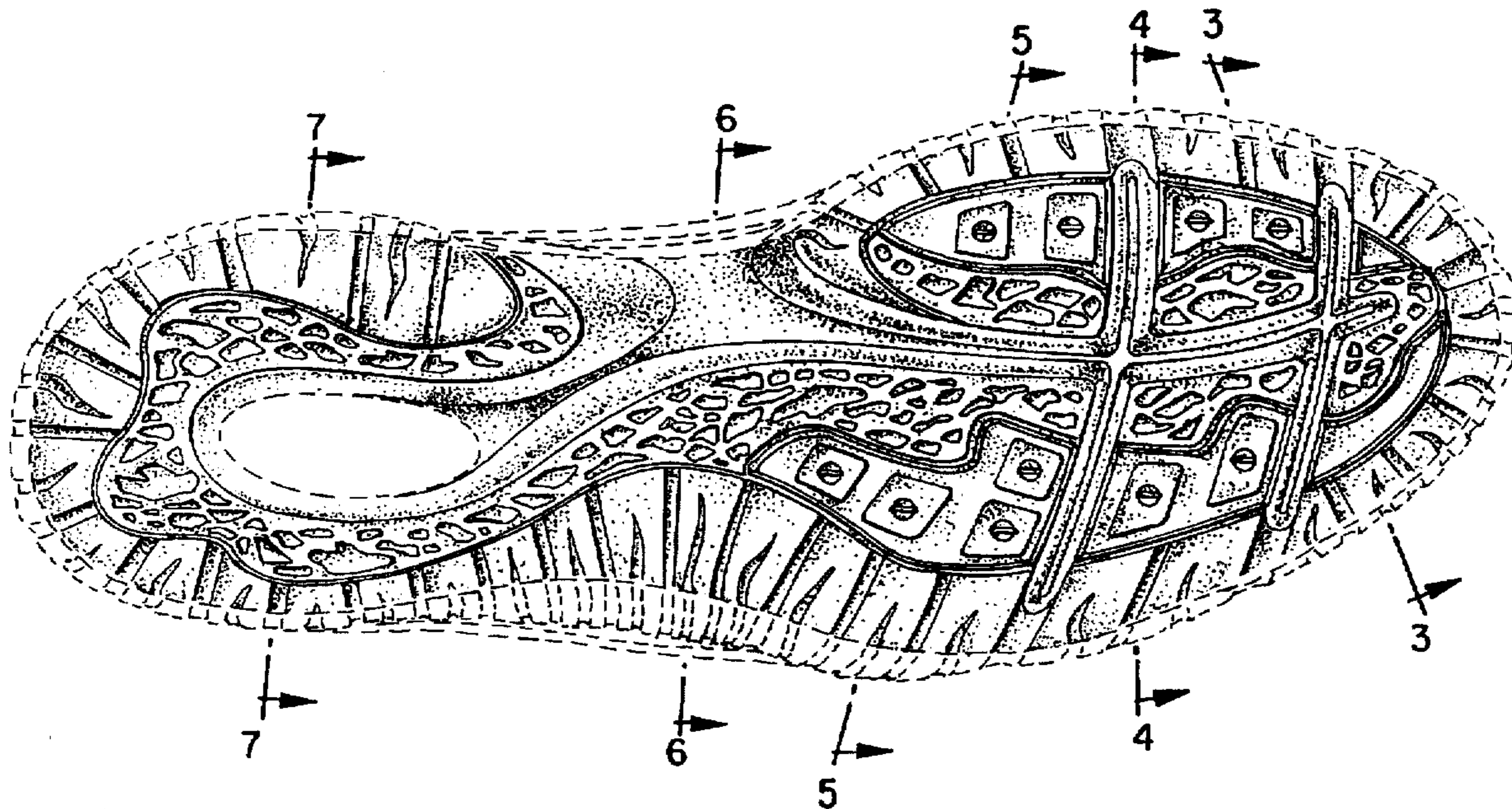
FIG. 6 is a profile view taken through line 6—6 of FIG. 2;

and,

FIG. 7 is a profile view taken through line 7—7 of FIG. 2.

The broken line showing of the oval region in the heel area and the remainder of the shoe sole in FIGS. 1 and 2 is for illustrative purposes only and forms no part of the claimed design.

1 Claim, 3 Drawing Sheets






FIG.1

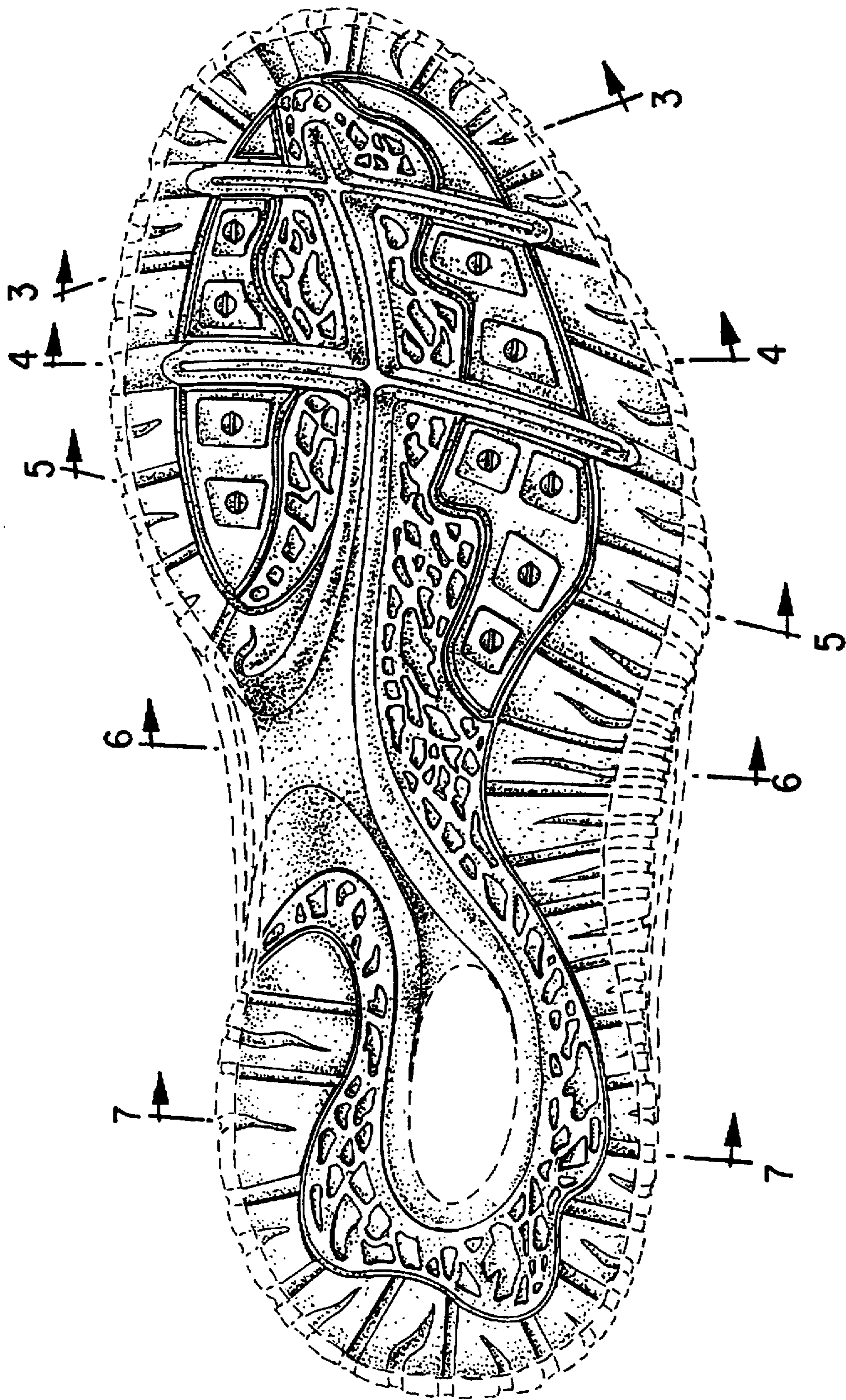


FIG. 2



FIG. 3



FIG. 4



FIG. 5




FIG. 6



FIG. 7