



US00D393341S

United States Patent [19]

Marshall et al.

[11] Patent Number: **Des. 393,341**

[45] Date of Patent: ****Apr. 14, 1998**

[54] **SHOE SOLE**

4,507,879	4/1985	Dassler	36/59 C
5,375,346	12/1994	Cole et al.	36/29
5,416,986	5/1995	Cole et al.	36/28

[76] Inventors: **Guy A. Marshall**, 24 Mountain Ave., West Orange, N.J. 07052; **Paul A. Gaudio**, 610 Middlecrest Rd., Lake Oswego, Oreg. 97034; **Susan D. Cessor**, 2722 NE. Skidmore, Portland, Oreg. 97211

[**] Term: **14 Years**

[21] Appl. No.: **50,837**

[22] Filed: **Feb. 27, 1996**

Related U.S. Application Data

[63] Continuation-in-part of Ser. No. 46,391, Nov. 14, 1995.

[51] **LOC (6) Cl.** **02-04**

[52] **U.S. Cl.** **D2/951**

[58] **Field of Search** D2/897, 902, 906, D2/908, 946-960, 962, 964; 36/101, 103, 104, 106, 113-115, 124, 126, 127-130, 3 B, 12-15, 22 R, 25 R, 32 R, 32, 172

[56] **References Cited**

U.S. PATENT DOCUMENTS

D. 347,105	5/1994	Johnson	D2/957
D. 351,055	10/1994	Buck, IV	D2/951

OTHER PUBLICATIONS

Nike Brochure, Spring 1996, men's women's and kids' footwear, p. 18.

Primary Examiner—Ralf Seifert
Attorney, Agent, or Firm—Marger Johnson Mc Collom & Stolowitz, P.C.

[57] CLAIM

The ornamental design for a shoe sole, as shown and described.

DESCRIPTION

FIG. 1 is a bottom plan view of a shoe sole showing my new design;

FIG. 2 is a right side elevational view thereof;

FIG. 3 is a left side elevational view thereof;

FIG. 4 is a front elevational view thereof;

FIG. 5 is a rear elevational view thereof; and,

FIG. 6 is a top plan view thereof.

The broken lines shown in FIGS. 3 showing a shoe upper and/or shoe midsole are for illustrative purposes only and form no part of the claimed design.

1 Claim, 2 Drawing Sheets

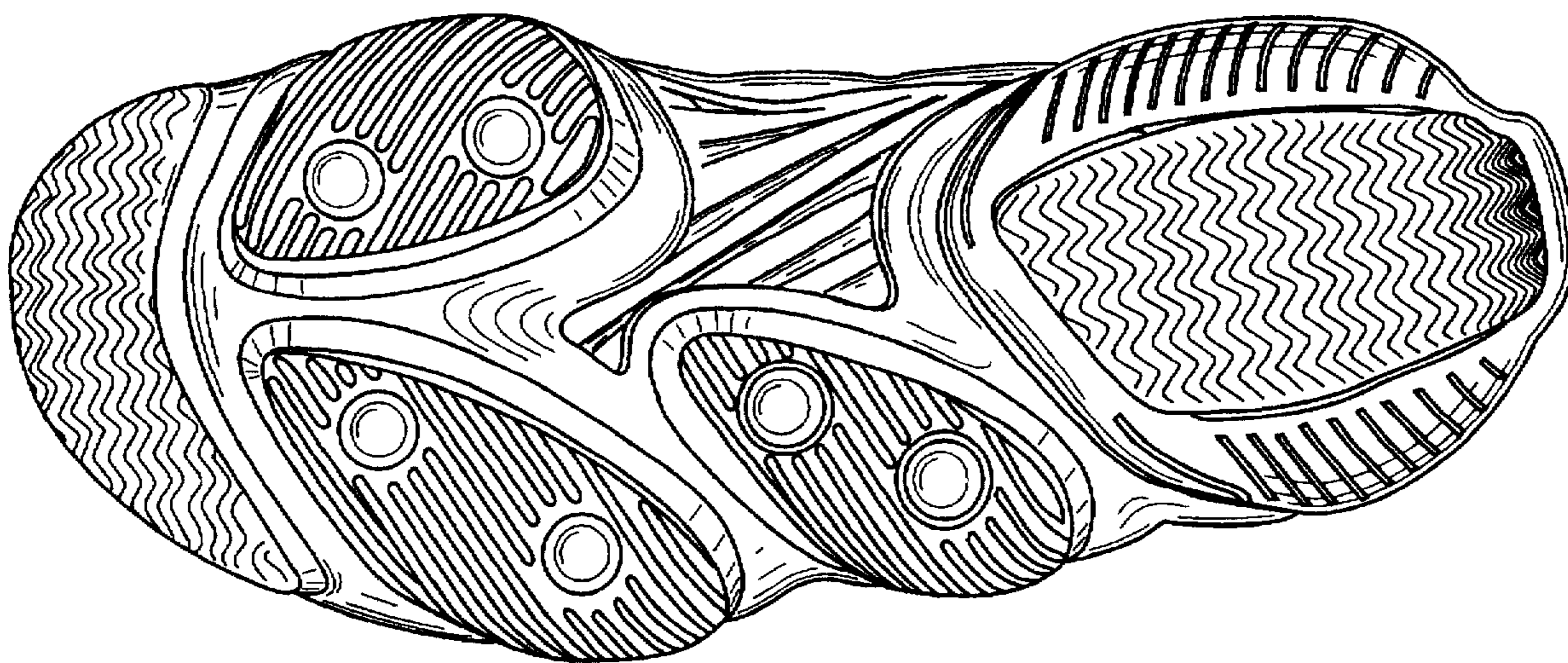


FIG. 1

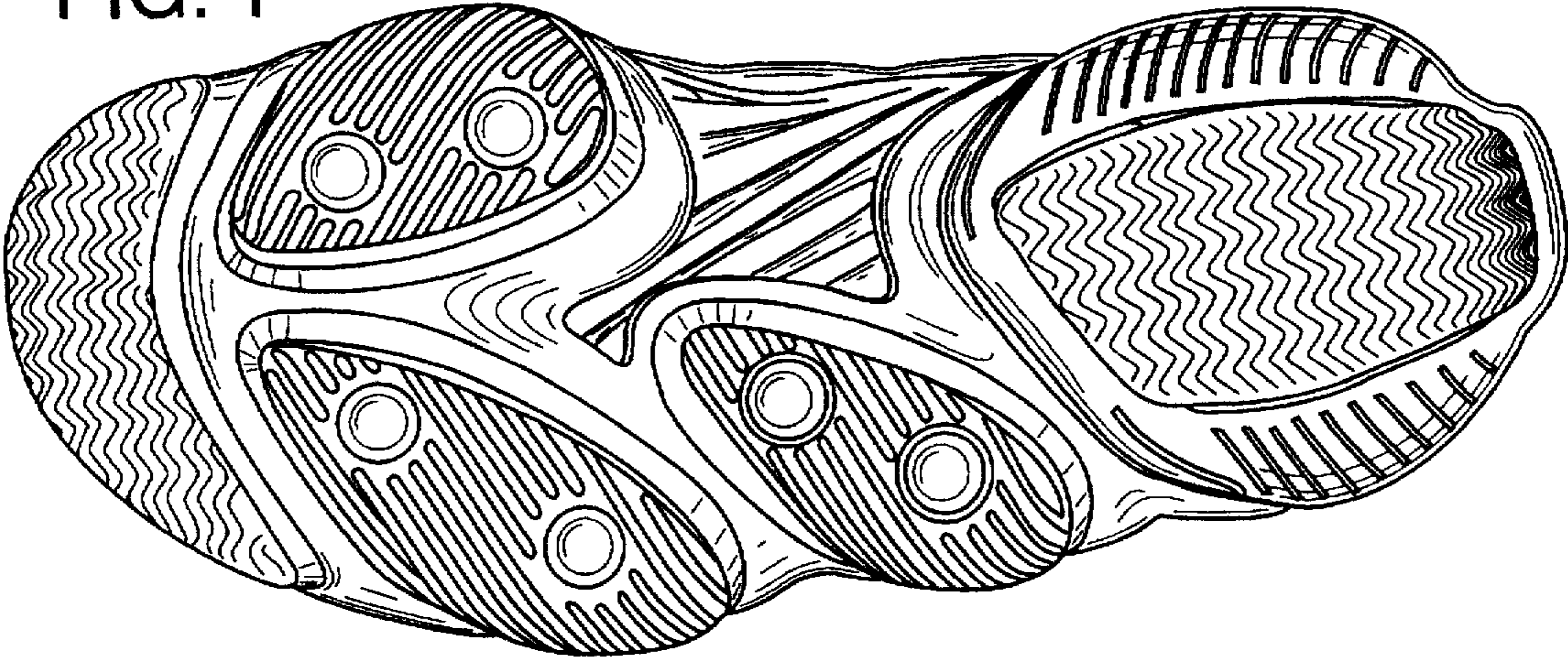


FIG. 2

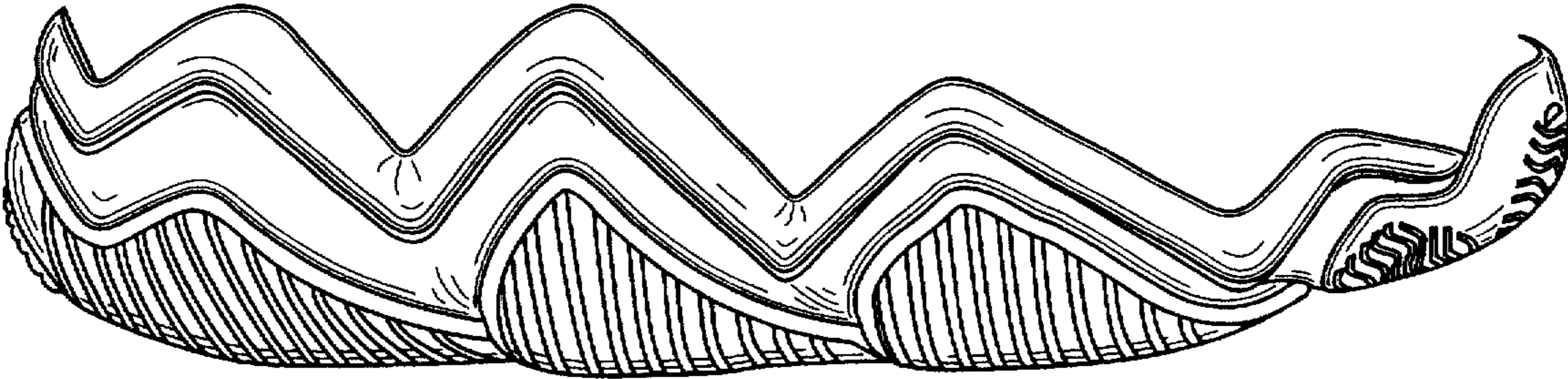


FIG. 3



FIG. 4

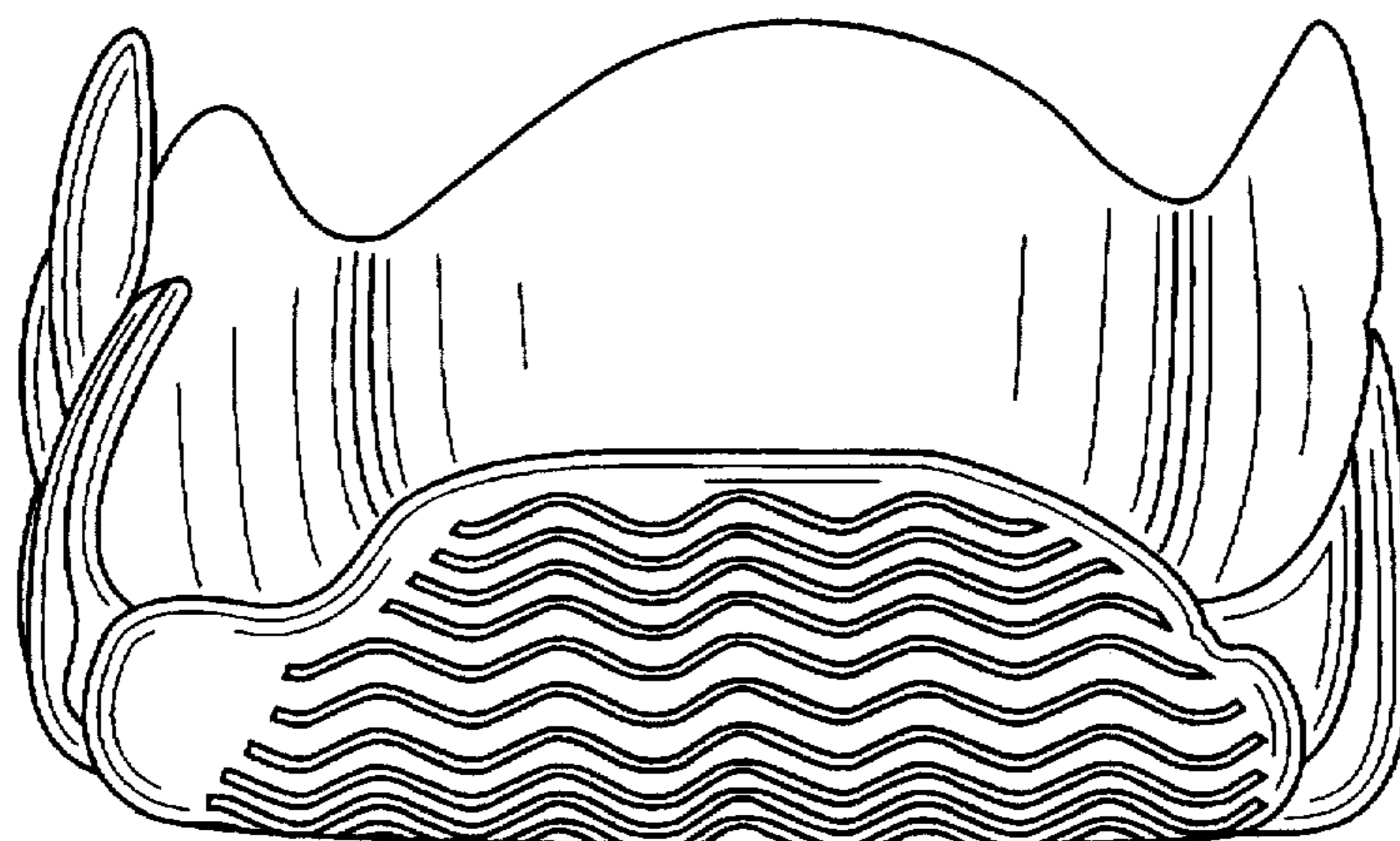


FIG. 5

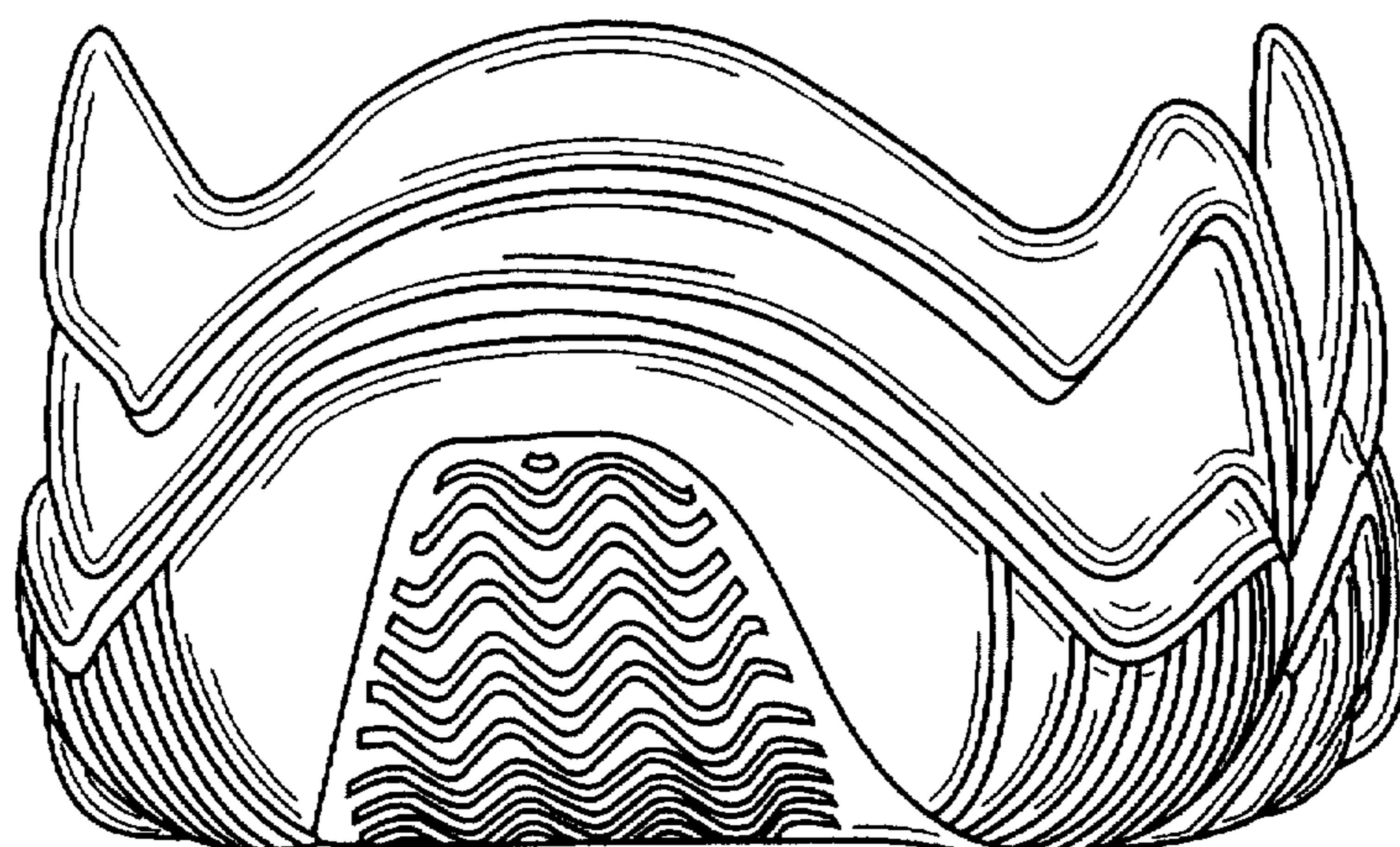


FIG. 6

