



US00D393337S

# United States Patent [19]

Seki

[11] Patent Number: **Des. 393,337**

[45] Date of Patent: **\*\*Apr. 14, 1998**

[54] **SEATBELT ACCESSORY ATTACHABLE TO EXISTING VEHICLE SEATBELT FOR LENGTHENING PURPOSES**

3,175,862 3/1965 Robbins ..... 297/482  
4,706,992 11/1987 Downing et al. .... 280/801

### OTHER PUBLICATIONS

[76] Inventor: **Toshihiro Seki**, 30696 Crest Forest, Farmington Hills, Mich. 48331

Bakelite Review Jul. 1965 top left.

*Primary Examiner*—Paula A. Mortimer

[\*\*] Term: **14 Years**

### [57] CLAIM

[21] Appl. No.: **56,088**

The ornamental design for a seatbelt accessory attachable to existing vehicle seatbelt for lengthening purposes, as shown and described.

[22] Filed: **Jun. 21, 1996**

### DESCRIPTION

[51] LOC (6) Cl. .... **02-07**

[52] U.S. Cl. .... **D2/624; D2/631**

[58] Field of Search ..... D2/627, 631, 639;  
297/482, 468; 280/801; 2/300, 301, 311,  
314

FIG. 1 is a front elevational view of the seatbelt accessory attachable to existing vehicle seatbelt for lengthening purposes showing my new design;  
FIG. 2 is a rear elevational view thereof;  
FIG. 3 is a right view thereof;  
FIG. 4 is a left side thereof;  
FIG. 5 is a top plan view thereof;  
FIG. 6 is a bottom plan view thereof; and  
FIG. 7 is an isometric view thereof.

### [56] References Cited

#### U.S. PATENT DOCUMENTS

D. 352,591 11/1994 Laney ..... D2/631  
D. 353,932 1/1995 New ..... D2/627  
1,816,262 7/1931 Ritter ..... D2/626 X  
3,074,761 1/1963 Ryan ..... D2/639 X

**1 Claim, 3 Drawing Sheets**

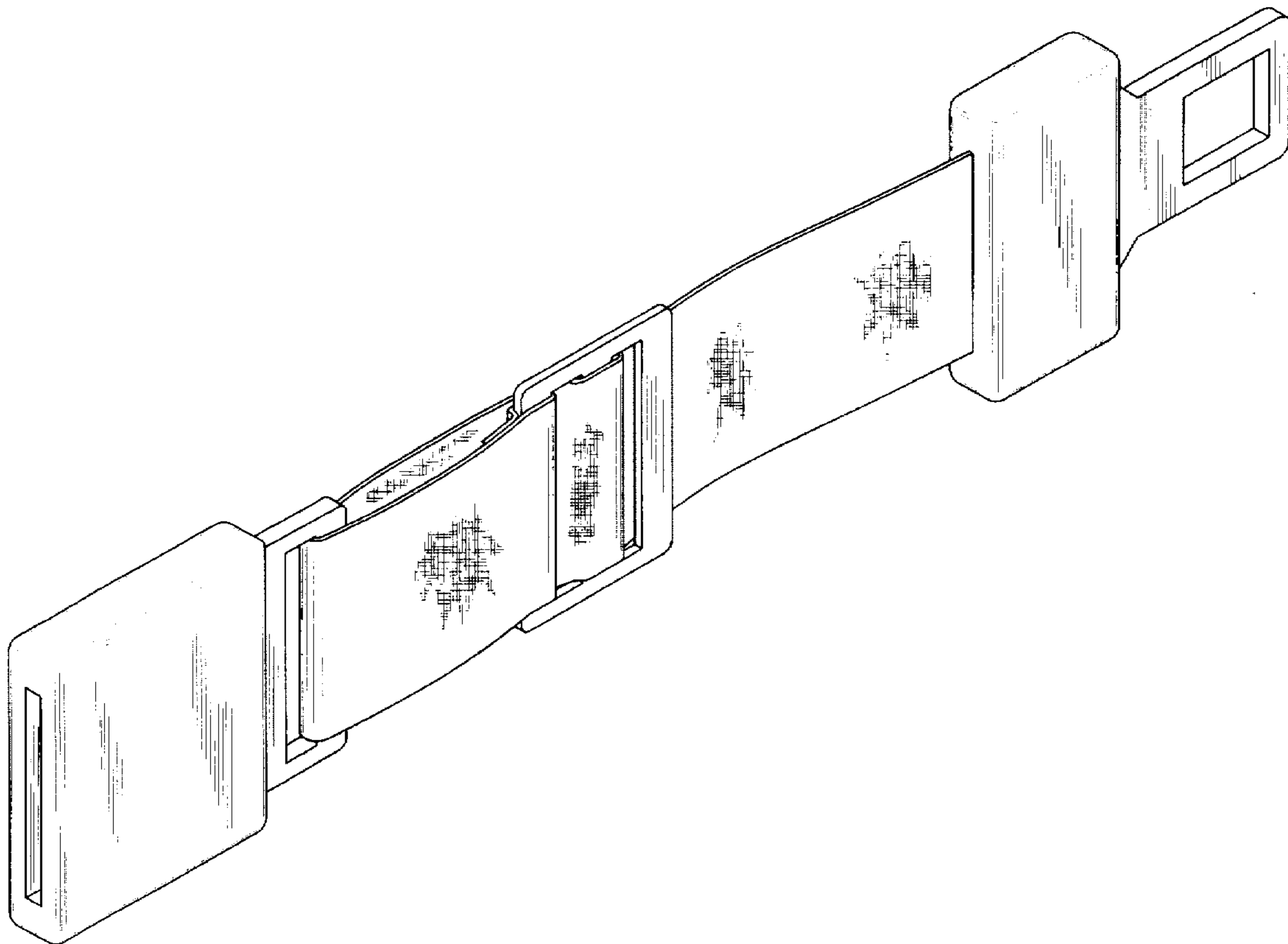


FIG. 1

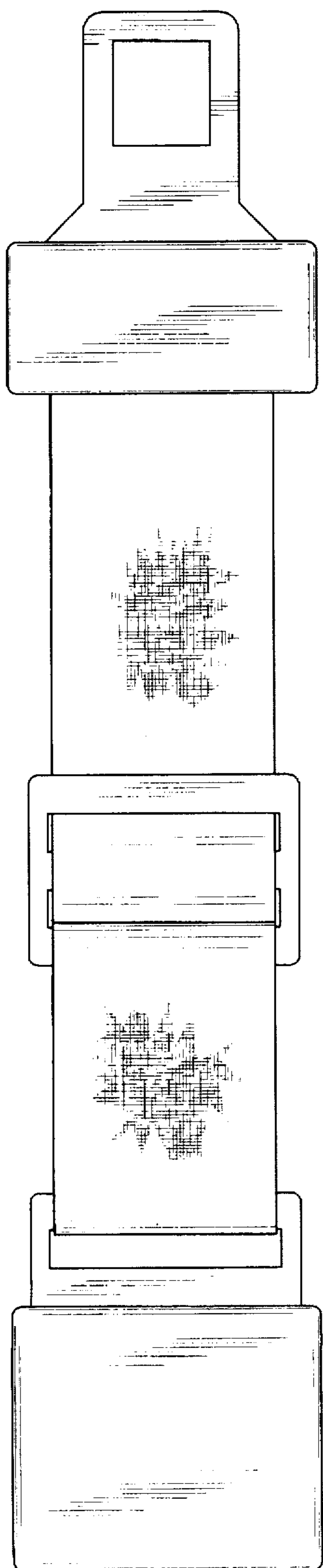


FIG. 2

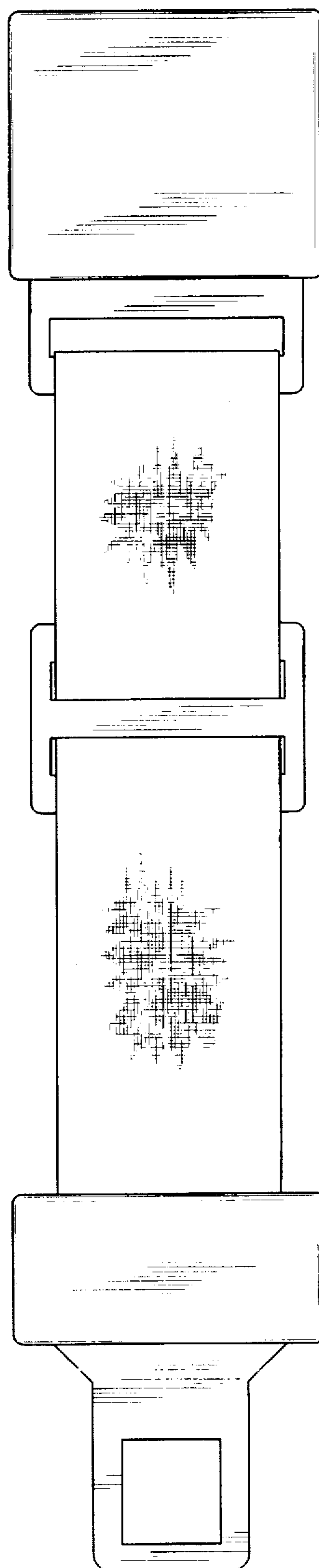


FIG. 3



FIG. 4




FIG. 5

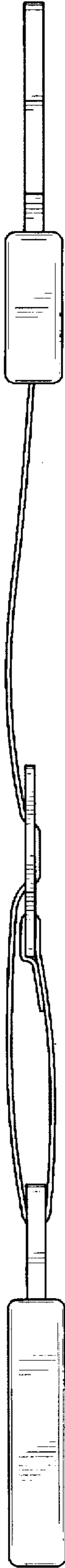
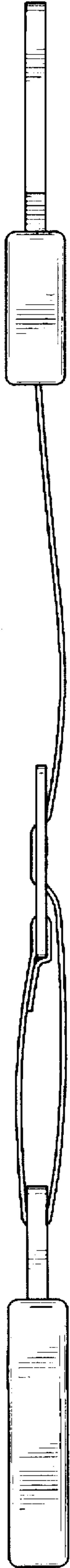


FIG. 6



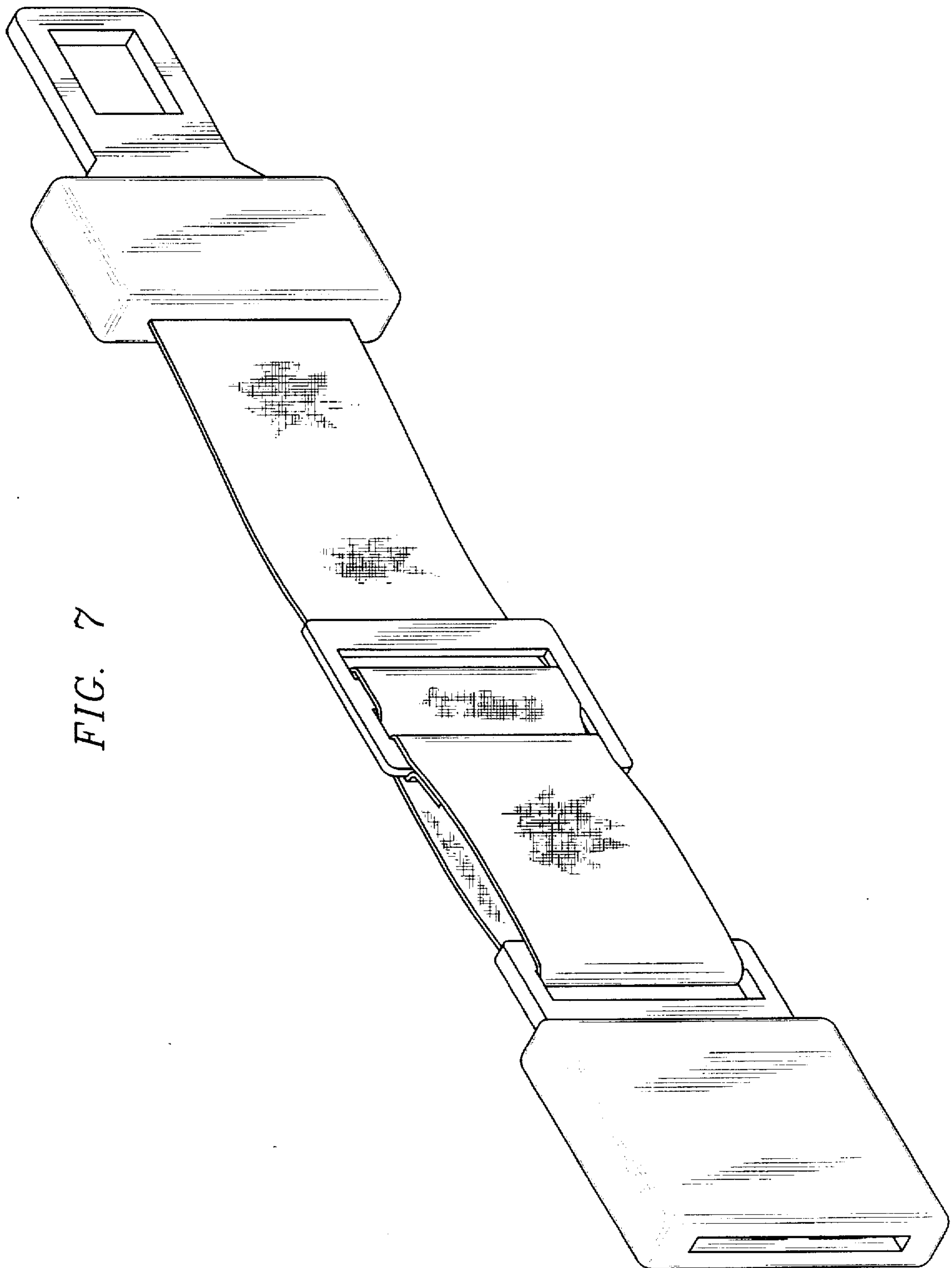


FIG. 7