



US00D393336S

United States Patent [19]

Zadworny, Jr. et al.

[11] Patent Number: **Des. 393,336**

[45] Date of Patent: ****Apr. 14, 1998**

[54] HOOK AND LOOP GLOVE

[76] Inventors: **John Zadworny, Jr.; Peggy A. Zadworny**, both of 20 Doyle Dr., Ansonia, Conn. 06401

[**] Term: **14 Years**

[21] Appl. No.: **70,816**

[22] Filed: **May 16, 1997**

[51] LOC (6) Cl. **02-06**

[52] U.S. Cl. **D2/619; D2/610**

[58] Field of Search D2/617, 618, 619, D2/620, 621; 2/159, 160

[56] References Cited

U.S. PATENT DOCUMENTS

215,738	5/1879	Harris	2/159 X
1,746,268	2/1930	Lepetich	2/159 X
2,034,120	3/1936	Straus	2/159
2,325,482	7/1943	Curran	2/159

OTHER PUBLICATIONS

Mademoiselle Apr. 1952 p. 55 (Right Glove).
Handbags and Accessories Sep. 1951 (Middle Left Glove).
Handbags and Fashion Accessories (Left Glove), 1950.

Primary Examiner—Paula A. Mortimer

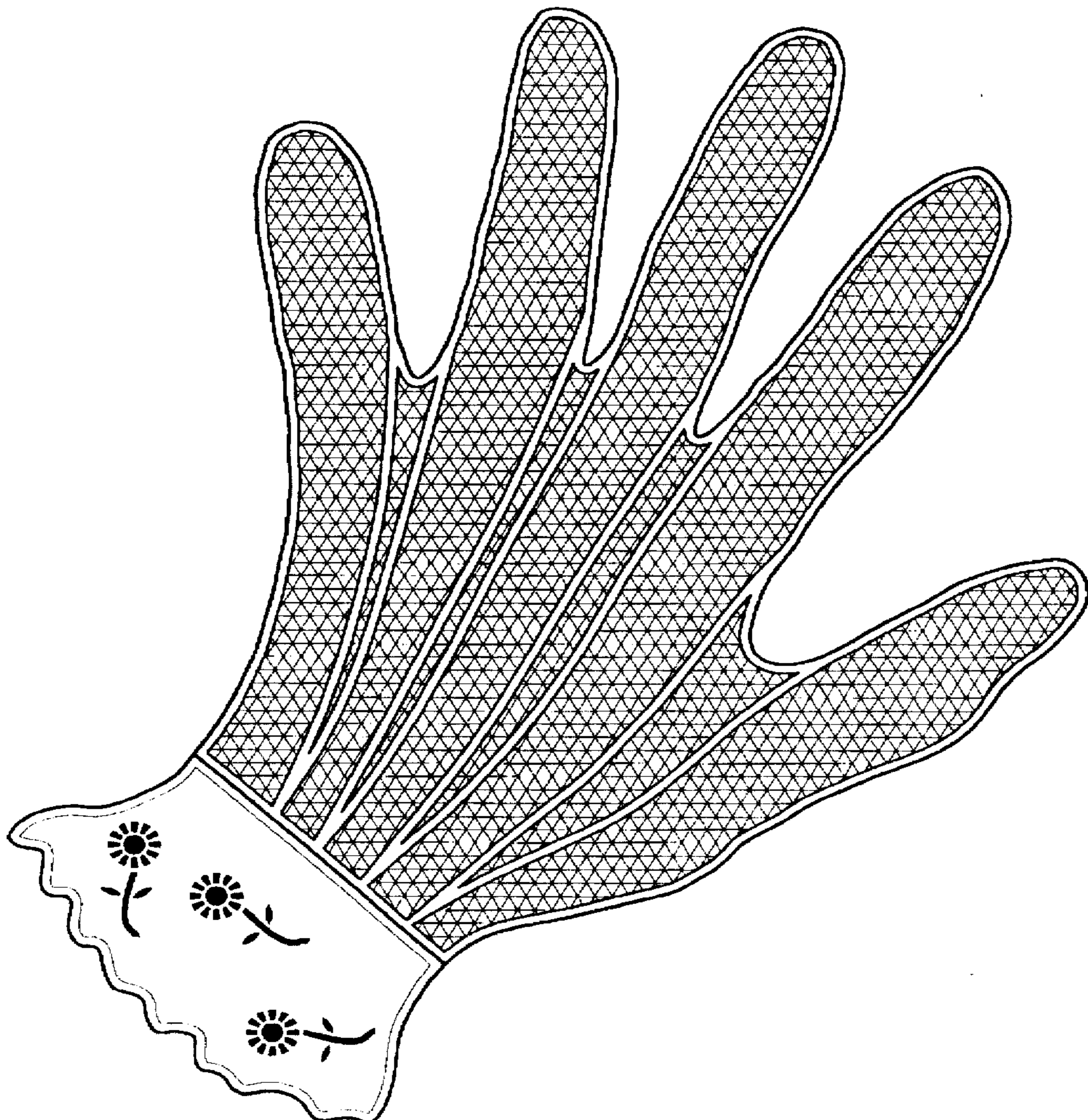
[57] CLAIM

The ornamental design for a hook and loop glove, as shown.

DESCRIPTION

FIG. 1 is a front elevational view of a hook and loop glove showing our new design;
FIG. 2 is a rear elevational view of the hook and loop glove of FIG. 1;
FIG. 3 is a left side elevational view of the hook and loop glove of FIG. 1;
FIG. 4 is a right side elevational view of the hook and loop glove of FIG. 1;
FIG. 5 is a top plan view of the hook and loop glove of FIG. 1; and
FIG. 6 is a bottom plan view of the hook and loop glove of FIG. 1.

1 Claim, 3 Drawing Sheets



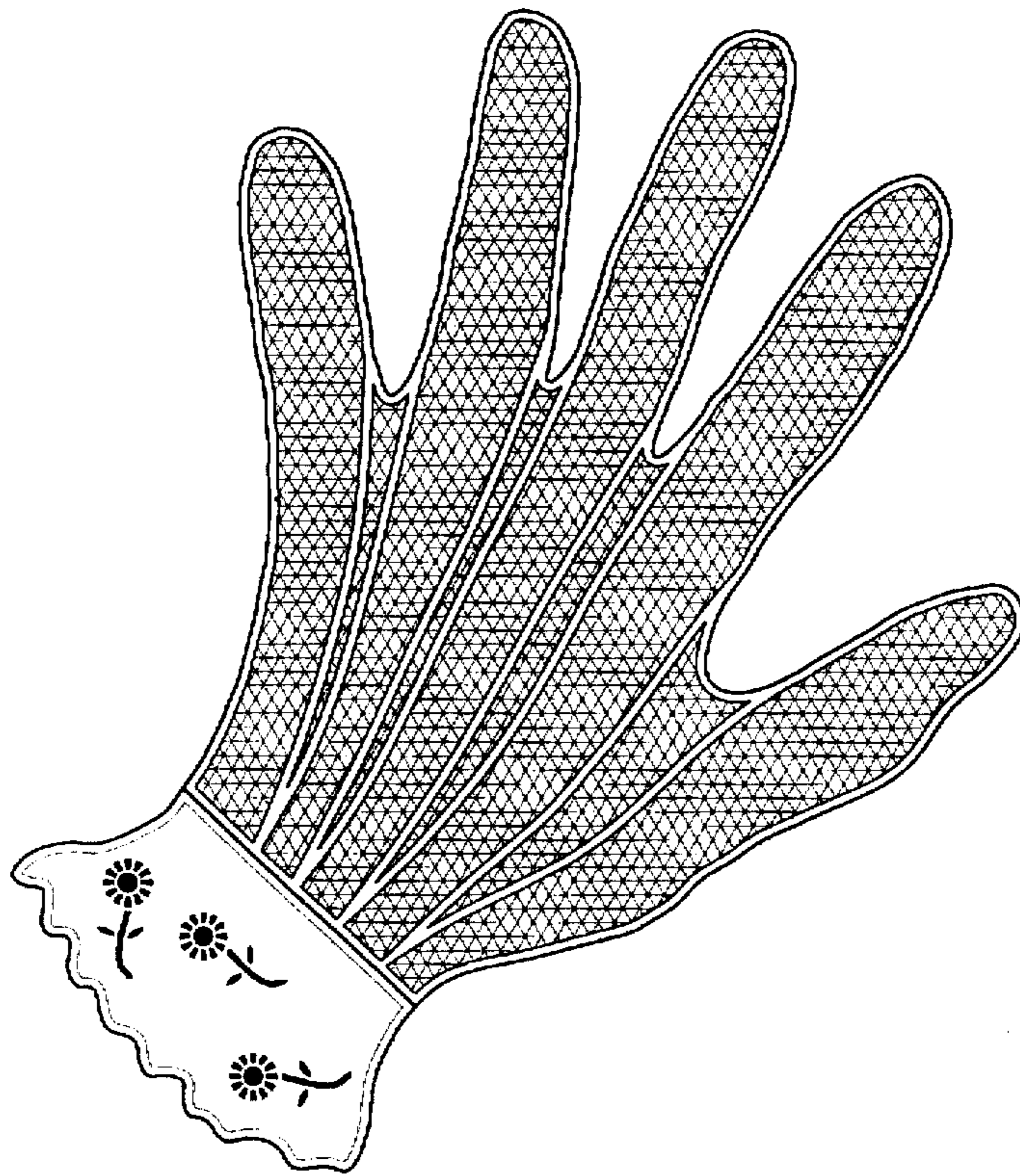


Fig. 1

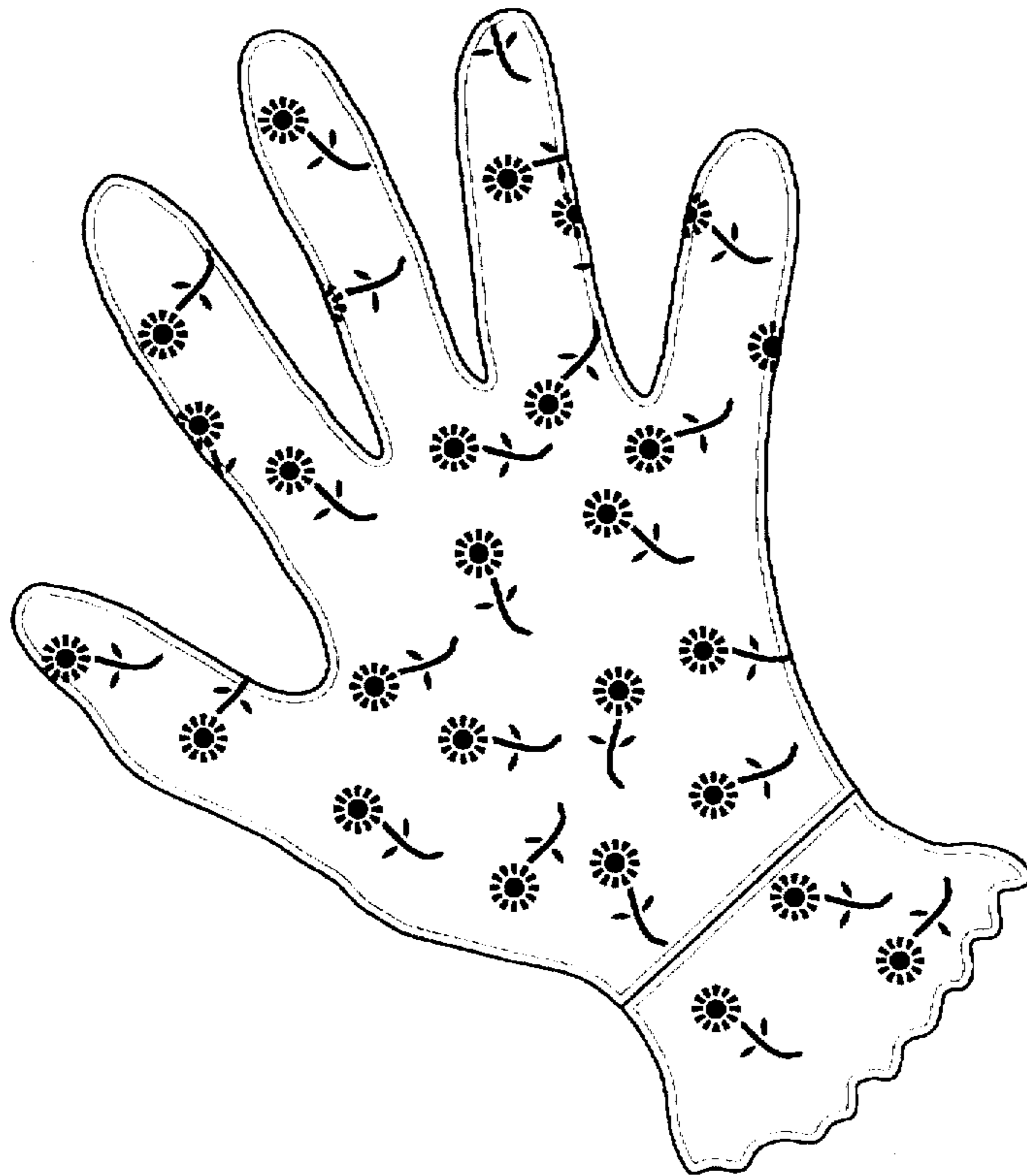


Fig. 2



Fig. 3



Fig. 4




Fig. 5



Fig. 6