

US00D393334S

# United States Patent [19]

Presnell et al.

[11] Patent Number: **Des. 393,334**

[45] Date of Patent: **\*\*Apr. 7, 1998**

## [54] REFUSE CONTAINER

[75] Inventors: **Donald C. Presnell**, Stephens City;  
**Kirstin J. van Duermen**, Winchester,  
both of Va.

[73] Assignee: **Rubbermaid Commercial Products Inc.**, Winchester, Va.

[\*\*] Term: **14 Years**

[21] Appl. No.: **70,401**

[22] Filed: **Mar. 28, 1997**

[51] LOC (6) Cl. .... **09-09**

[52] U.S. Cl. .... **D34/9**

[58] Field of Search ..... D34/1, 5-11; 220/908-911,  
220/403, 404

## [56] References Cited

### U.S. PATENT DOCUMENTS

D. 233,127	10/1974	Kam, Jr.	.....	D7/194
D. 271,248	11/1983	Maza et al.	.....	D34/8
D. 276,753	12/1984	Maza et al.	.....	D34/11
D. 280,459	9/1985	McClelland	.....	D34/8
D. 280,857	10/1985	Fuller et al.	.....	D34/11
D. 318,354	7/1991	Delmerico	.....	D34/1
D. 321,576	11/1991	Hradisky	.....	D34/8
D. 333,716	3/1993	Bird et al.	.....	D34/8
D. 343,267	1/1994	Craft et al.	.....	D34/11
D. 352,144	11/1994	Brookshire et al.	.....	D34/9
D. 368,563	4/1996	Brightbill et al.	.....	D34/9
D. 381,784	7/1997	Keller et al.	.....	D34/9
3,219,227	11/1965	Deisner	.....	220/31
4,972,966	11/1990	Craft	.....	220/404

5,170,904	12/1992	Neuhaus	.....	220/262
5,219,085	6/1993	Craft et al.	.....	220/252

## OTHER PUBLICATIONS

"Ash/Trash" advertisement, Rubbermaid, 1 page, (undated) 1992.

"Better by Design" advertisement, Frem Corporation, 1 page, (1991).

"The Defenders Step Cans" advertisement, 2 pages (1995).

"Household Containers" advertisement, Rubbermaid, 2 pages, (1993).

"Indoor/Outdoor Containers" advertisement, Rubbermaid, 3 pages, (undated) 1992.

"Step-On Containers" advertisement, Rubbermaid Commercial Products, 4 pages, (1992).

*Primary Examiner*—Alan P. Douglas

*Assistant Examiner*—Robin V. Taylor

*Attorney, Agent, or Firm*—Renner, Kenner, Greive, Bobak, Taylor & Weber

## [57] CLAIM

The ornamental design for a refuse container, as shown and described.

## DESCRIPTION

FIG. 1 is a front, top, right side perspective view of a refuse container showing our new design;


FIG. 2 is a front elevational view thereof;

FIG. 3 is a right side elevational view thereof, the left side being a mirror image of this right side;

FIG. 4 is a top plan view thereof; and,

FIG. 5 is a bottom plan view thereof.

**1 Claim, 4 Drawing Sheets**



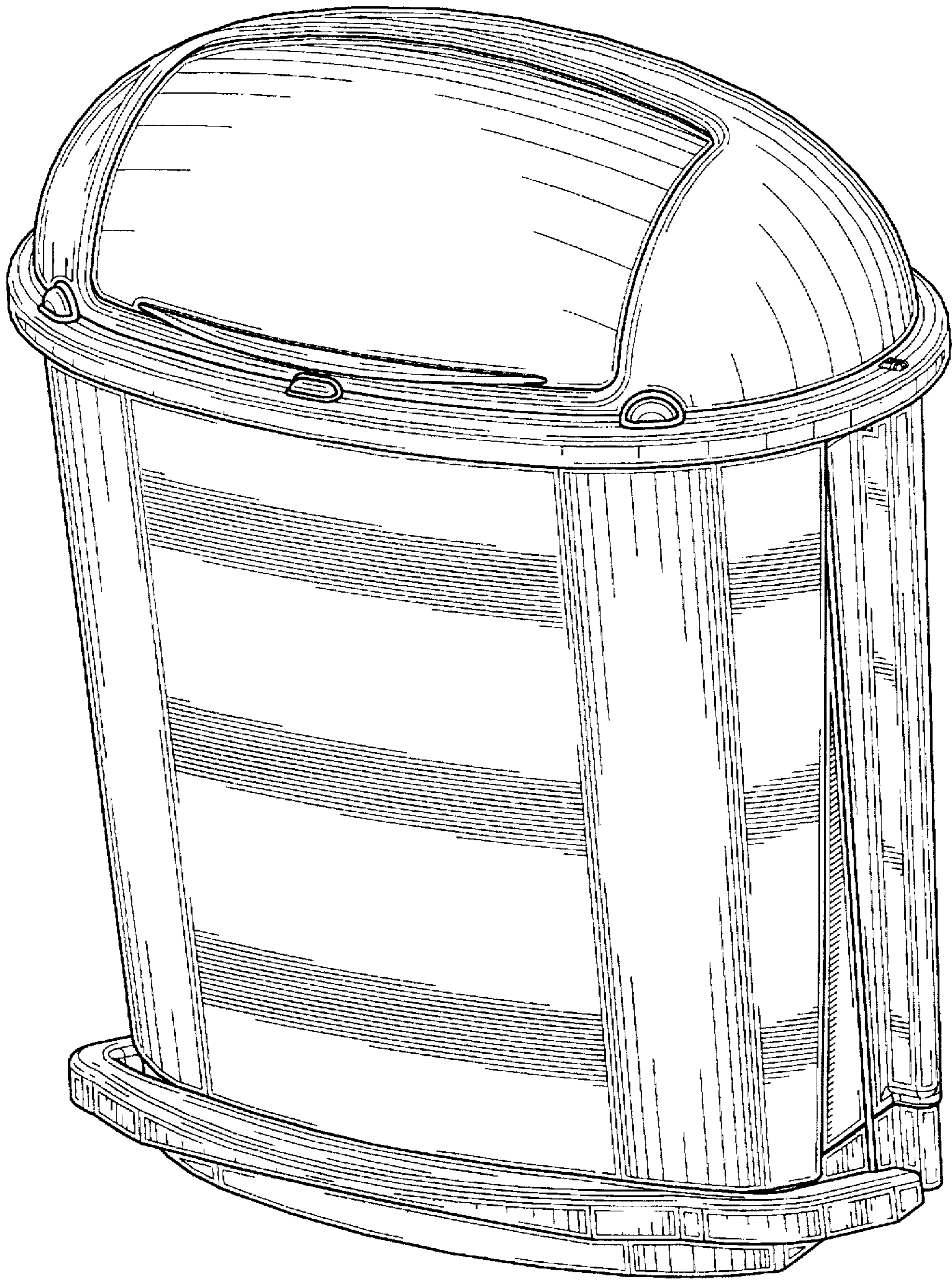


FIG. 1




FIG. 2




FIG. 3

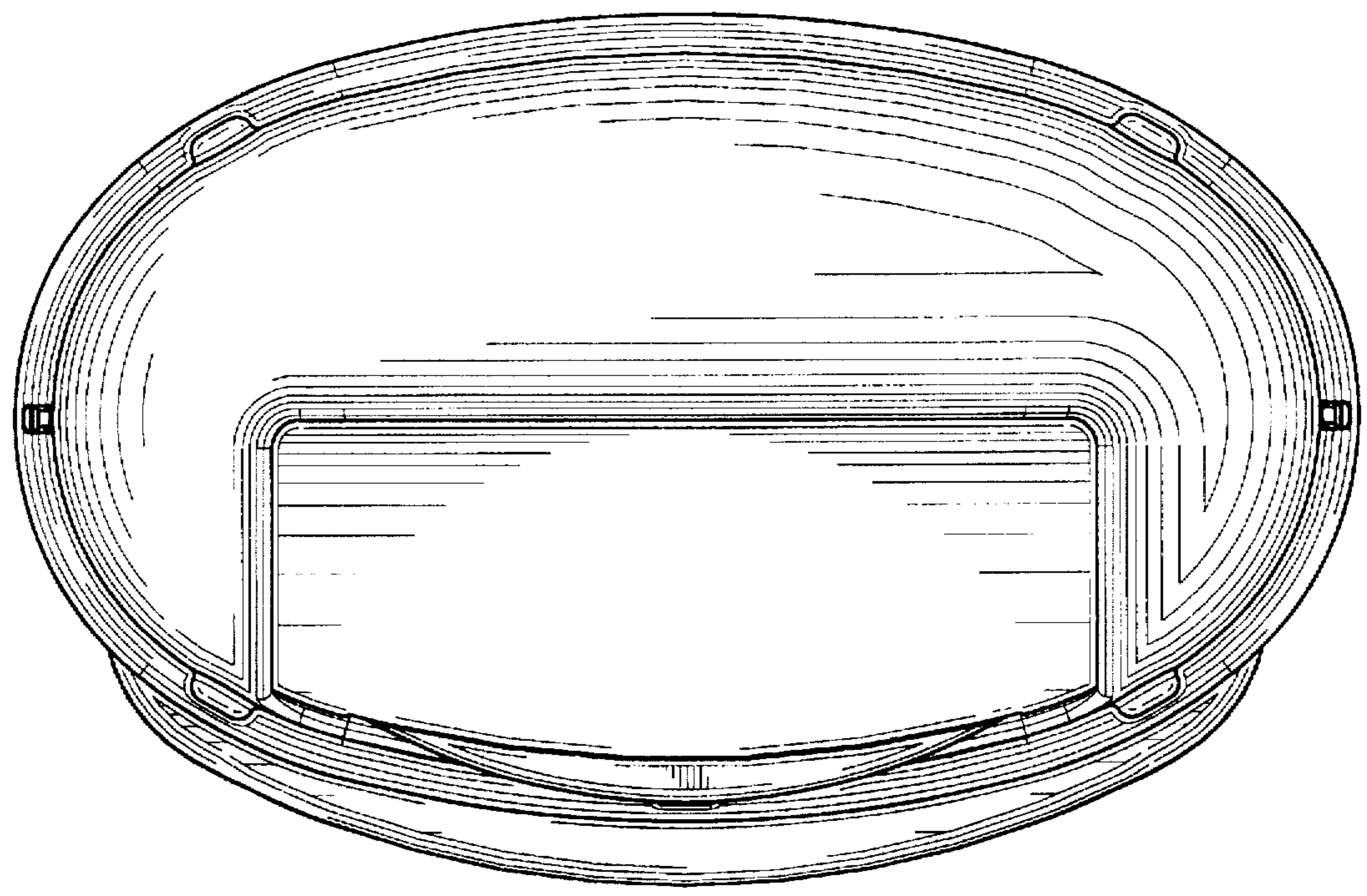


FIG. 4

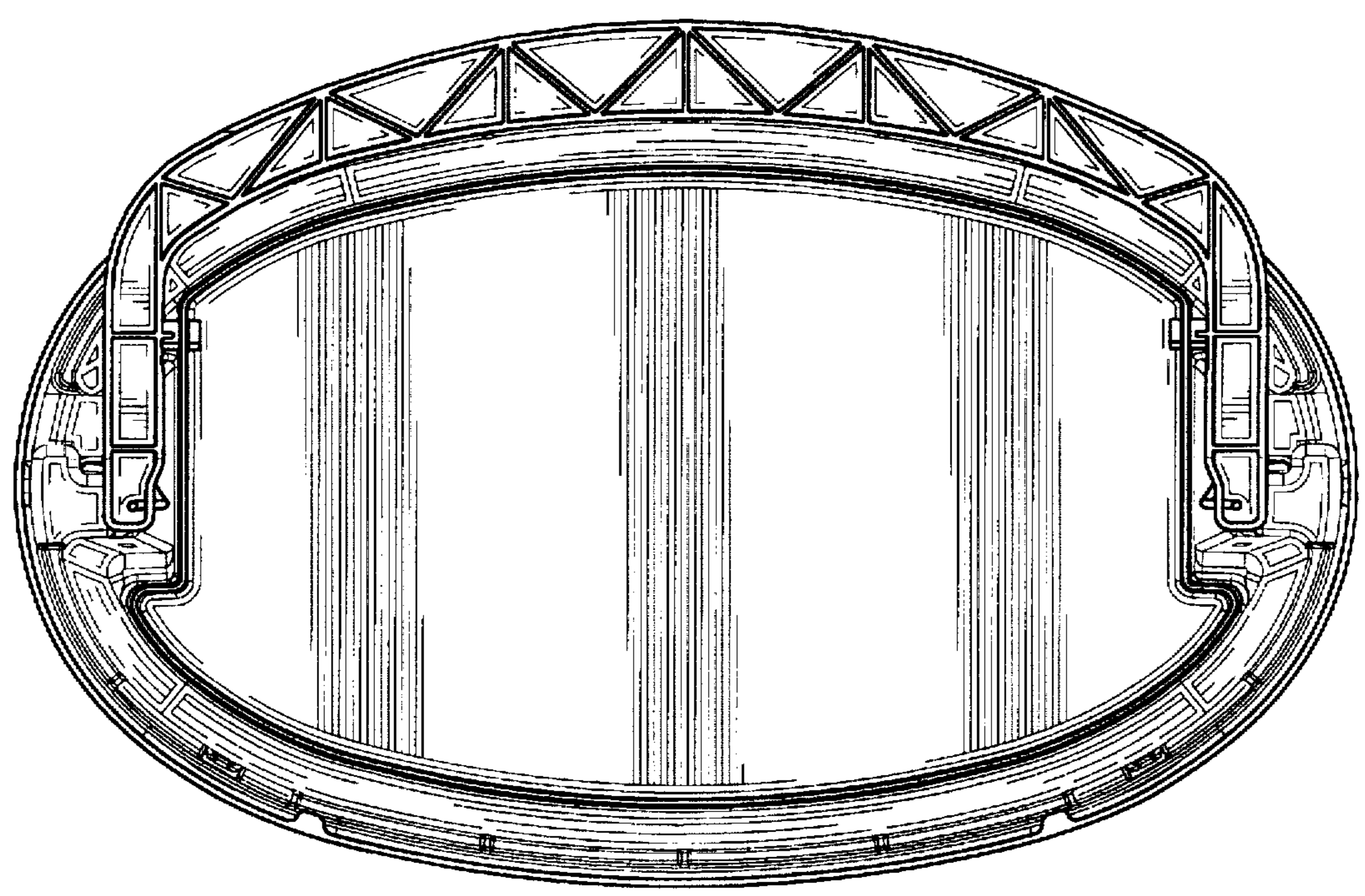


FIG. 5