



US00D393331S

United States Patent [19]
Hester

[11] **Patent Number:** **Des. 393,331**
[45] **Date of Patent:** ****Apr. 7, 1998**

[54] **DENTAL FLOSS DISPENSER**

[76] **Inventor:** **Lisa A. Hester**, 140 Dunecrest Ave.,
Monterey, Calif. 93940

[**] **Term:** **14 Years**

[21] **Appl. No.:** **62,812**

[22] **Filed:** **Nov. 26, 1996**

[51] **LOC (6) Cl.** **28-03**

[52] **U.S. Cl.** **D28/64**

[58] **Field of Search** **D28/64; D9/314;**
132/323-327; 206/63.5, 457, 822, 409

[56] **References Cited**

U.S. PATENT DOCUMENTS

D. 126,826	4/1941	Lane	D9/314
D. 240,769	7/1976	Bowman	D9/314 X
D. 266,194	9/1982	Graves	D28/64
D. 311,259	10/1990	Smith	D28/64
D. 326,000	5/1992	Williams	D28/64
D. 371,223	6/1996	Van Halteren	D28/64
1,488,819	4/1924	Fraser	132/321 X

Primary Examiner—Ted Shooman
Assistant Examiner—C. Tuttle
Attorney, Agent, or Firm—Holland & Hart LLP

[57] **CLAIM**

The ornamental design for a dental floss dispenser, as shown and described.

DESCRIPTION

FIG. 1 is a front perspective view of a dental floss dispenser showing my new design in full lines with the broken lines showing environmental association matter being for illustrative purposes only and forming no part of the claimed design;

FIG. 2 is a top plan view thereof;

FIG. 3 is a front elevational view thereof;

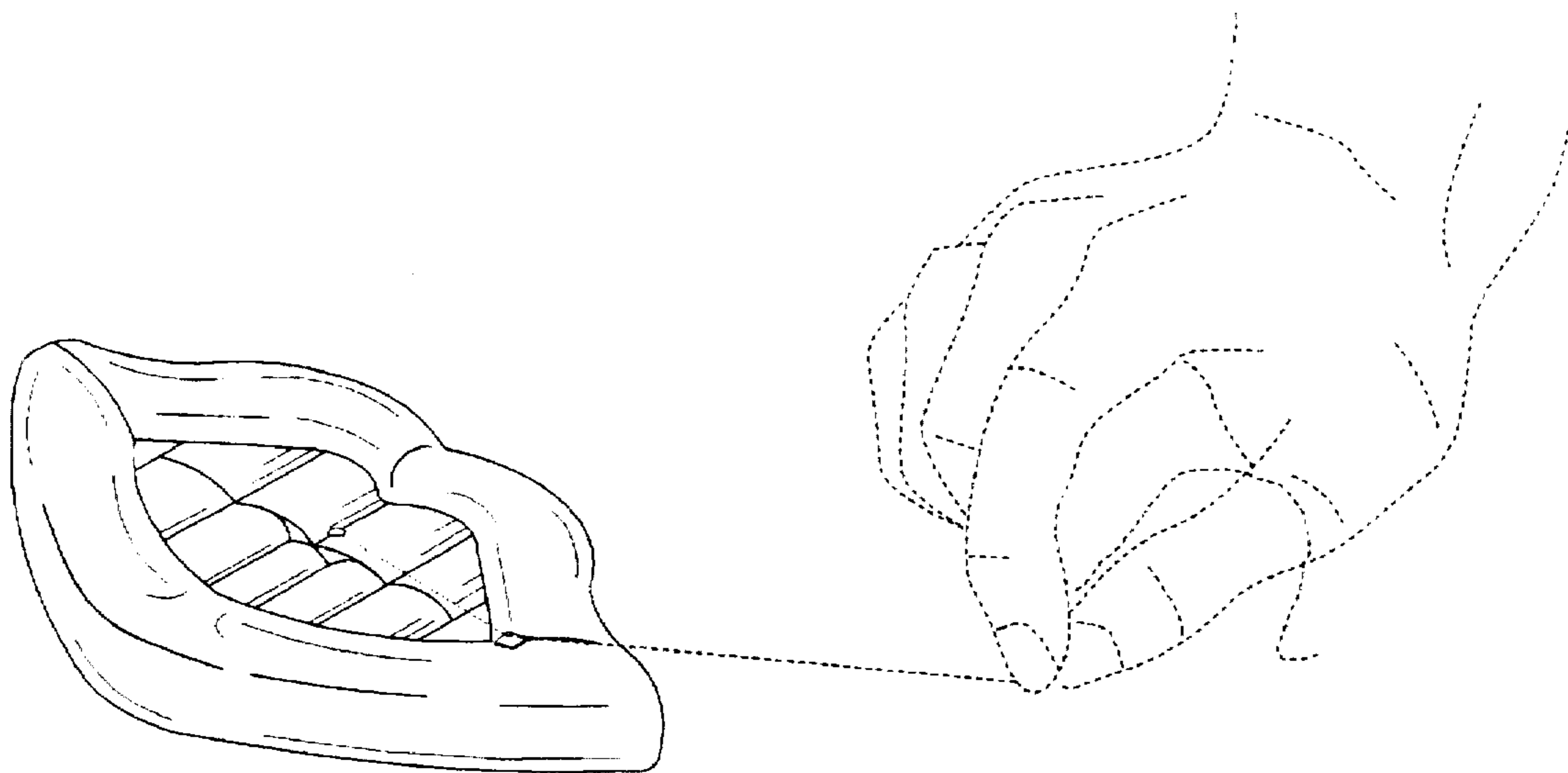
FIG. 4 is a right side elevational view thereof;

FIG. 5 is a back elevational view thereof;

FIG. 6 is a bottom plan view thereof; and,

FIG. 7 is a left side elevational view thereof.

1 Claim, 1 Drawing Sheet



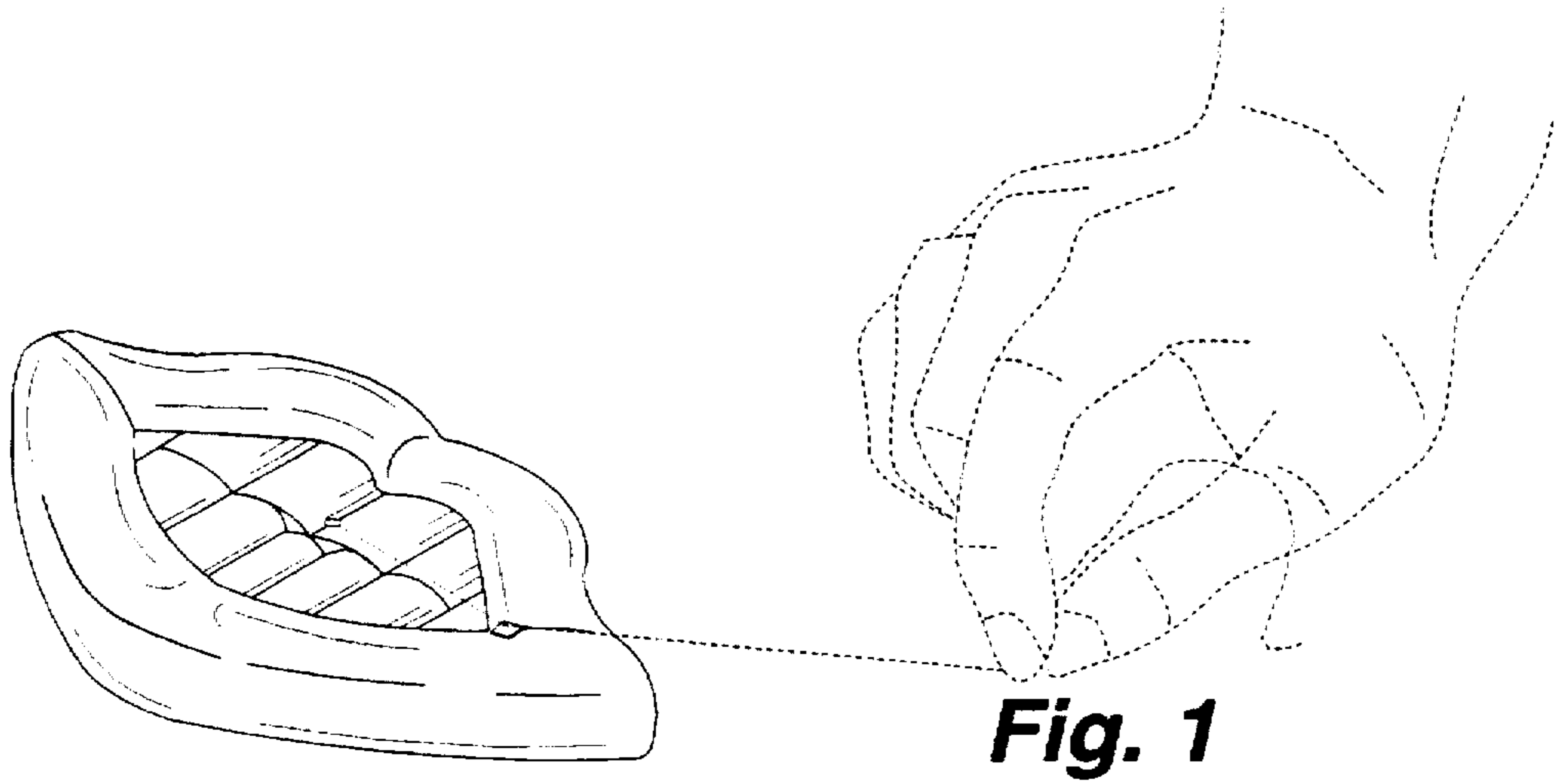


Fig. 2

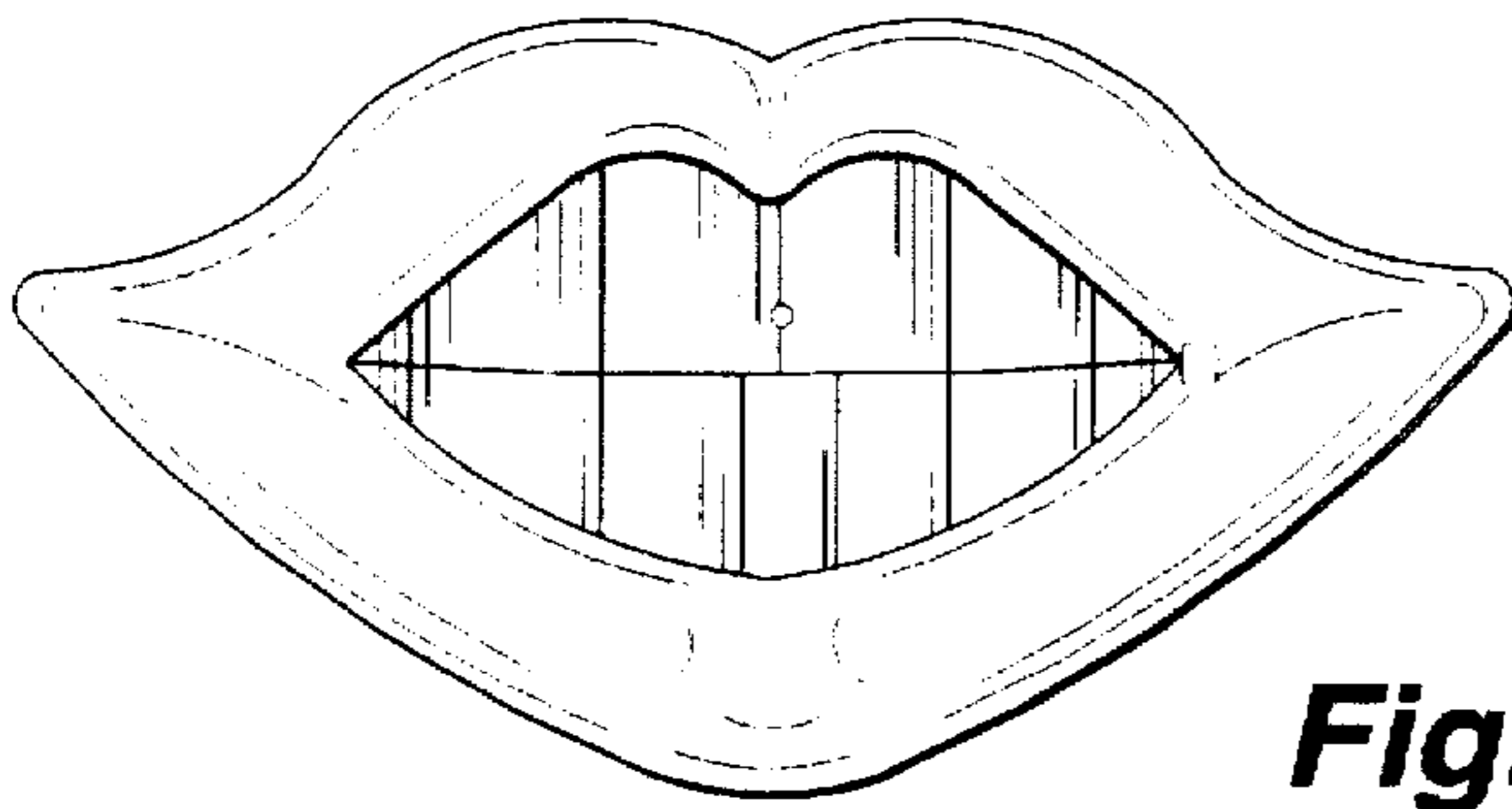


Fig. 3



Fig. 4

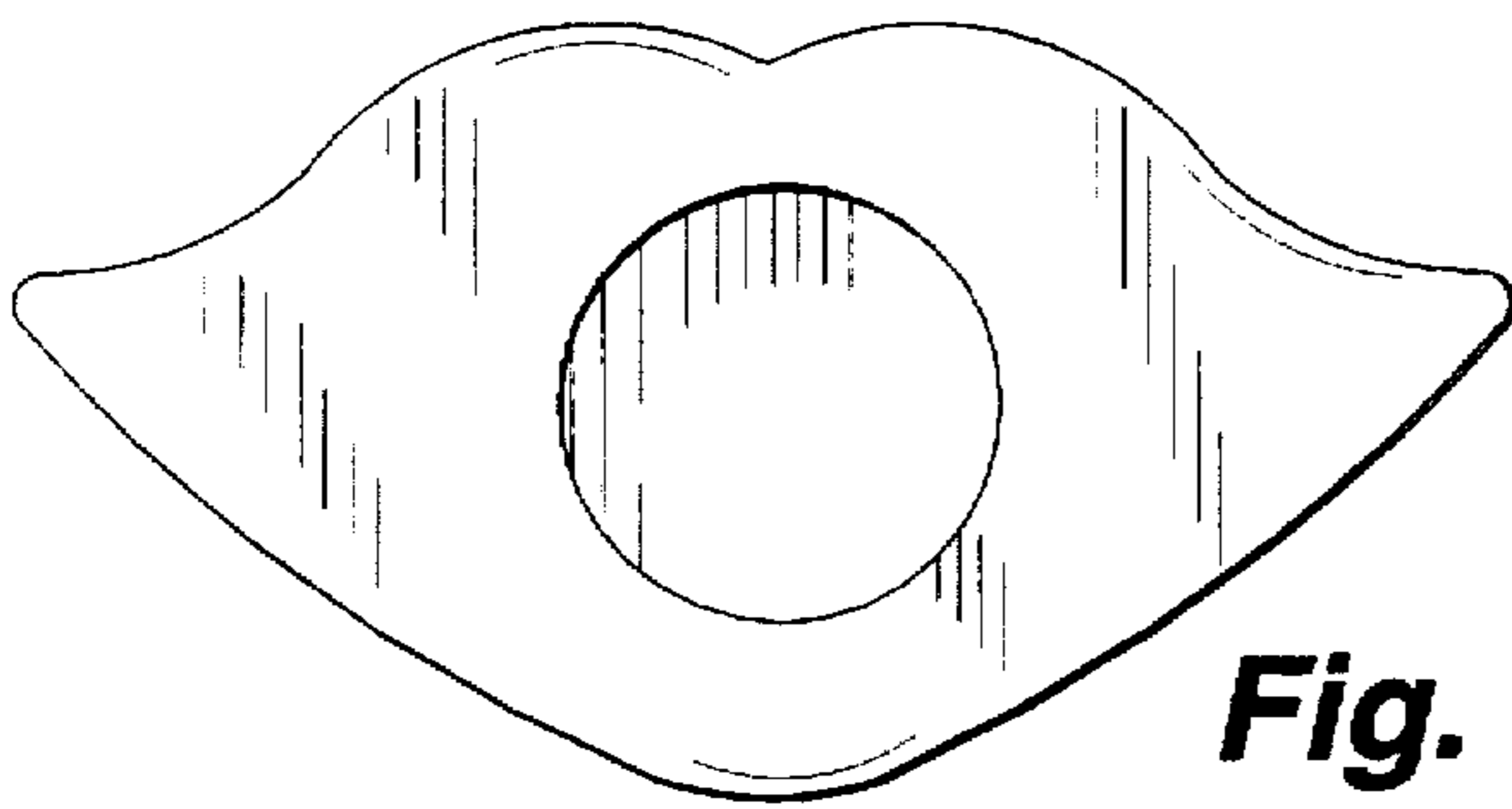


Fig. 5



Fig. 7



Fig. 6