



US00D393314S

United States Patent [19]

Meisner et al.

[11] Patent Number: **Des. 393,314**

[45] Date of Patent: ****Apr. 7, 1998**

[54] **METER FOR ANALYSIS OF BLOOD CONSTITUENTS**

[75] Inventors: **Edward Meisner**, Short Hills; **Michael Ballone**, New Providence; **Thomas Van Dyk**, Prospect Park, all of N.J.; **Gary Grossman**, Riverside, Conn.

[73] Assignee: **MediSense, Inc.**, Bedford, Mass.

[**] Term: **14 Years**

[21] Appl. No.: **58,951**

[22] Filed: **Aug. 28, 1996**

[51] LOC (6) Cl. **24-01**

[52] U.S. Cl. **D24/169**

[58] Field of Search D24/169, 167, D24/165, 216; 128/635, 633, 634, 664, 666, 770, 771, 763, 765; 422/56, 58, 61, 68.1, 102

[56] **References Cited**

U.S. PATENT DOCUMENTS

D. 323,893	2/1992	Arioka	D24/169
D. 324,570	3/1992	Arioka et al.	D24/165
D. 369,864	5/1996	Petersen	D24/169
D. 371,198	6/1996	Savage et al.	D24/169
5,397,537	3/1995	Kanda et al.	422/56
5,424,035	6/1995	Hönes et al.	422/56 X

OTHER PUBLICATIONS

Photographs (3) of Boehringer Mannheim Accu-Check Easy (prior art).
Photographs (3) of Boehringer Mannheim Accu-Check Advantage (prior art).

Photographs (3) of Boehringer Mannheim Accu-Check Instant (prior art).

Photographs (3) of Lifescan SureStep (prior art).

Photographs (3) of Lifescan One Touch Profile (prior art).

Photographs (3) of Lifescan One Scan Basic (prior art).

Photographs (3) of Bayer Glucometer Encore (prior art).

Photographs (3) of Bayer Glucometer Elite (prior art).

Photographs (3) of Sensorex (prior art).

Primary Examiner—Stella Reid
Attorney, Agent, or Firm—Fish & Richardson P.C.

[57] **CLAIM**

The ornamental design for a meter for analysis of blood constituents, as shown and described.

DESCRIPTION

FIG. 1 is a perspective view of a meter for analysis of blood constituents, showing our new design;

FIG. 2 is a front elevation view thereof;

FIG. 3 is a rear elevation view thereof;

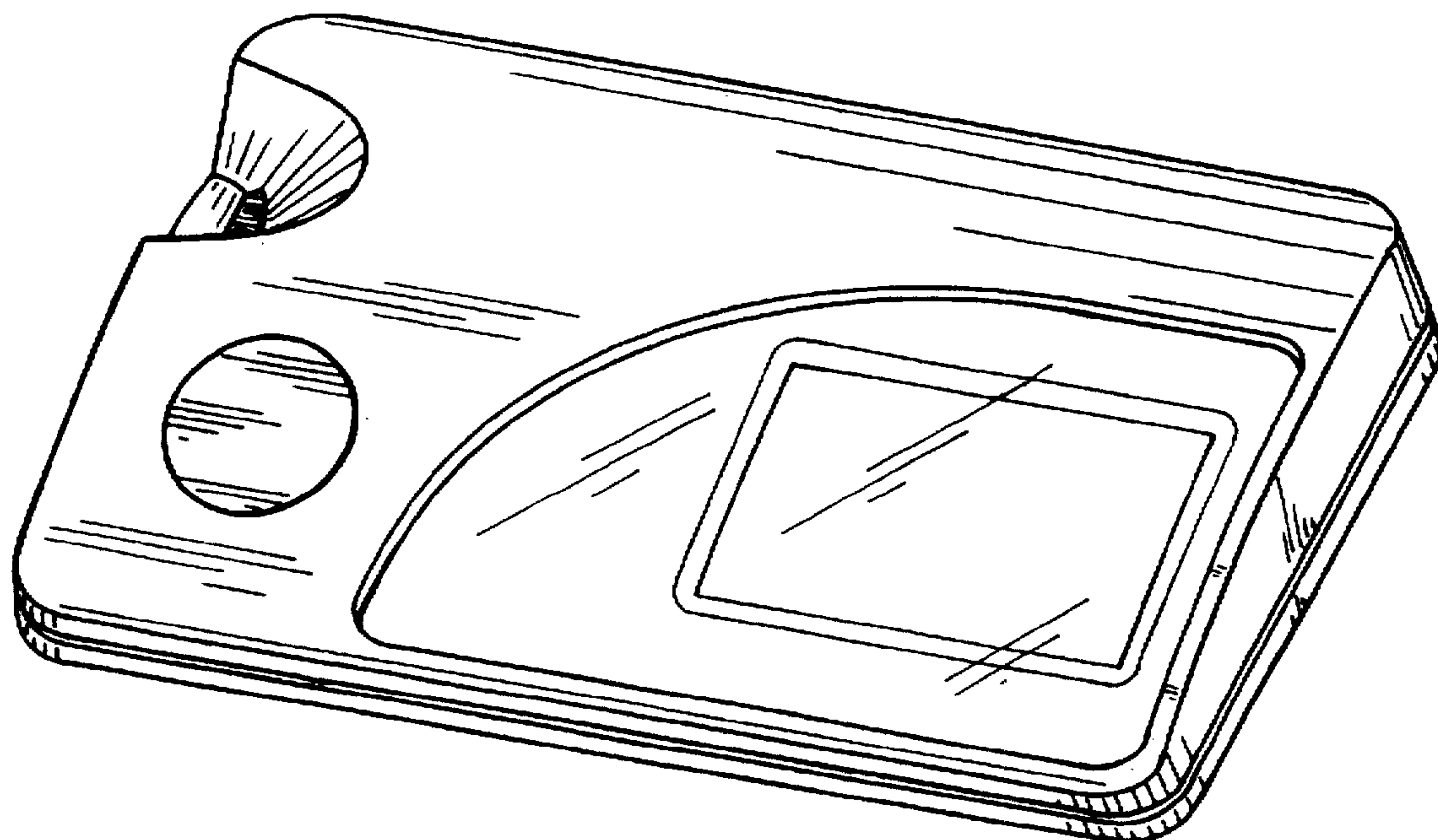
FIG. 4 is a side elevation view thereof;

FIG. 5 is a side elevation view thereof, opposite that shown in FIG. 4;

FIG. 6 is a top plan view thereof; and,

FIG. 7 is a bottom plan view thereof, the broken line showing is for illustrative purposes only and forms no part of the claimed design.

1 Claim, 2 Drawing Sheets



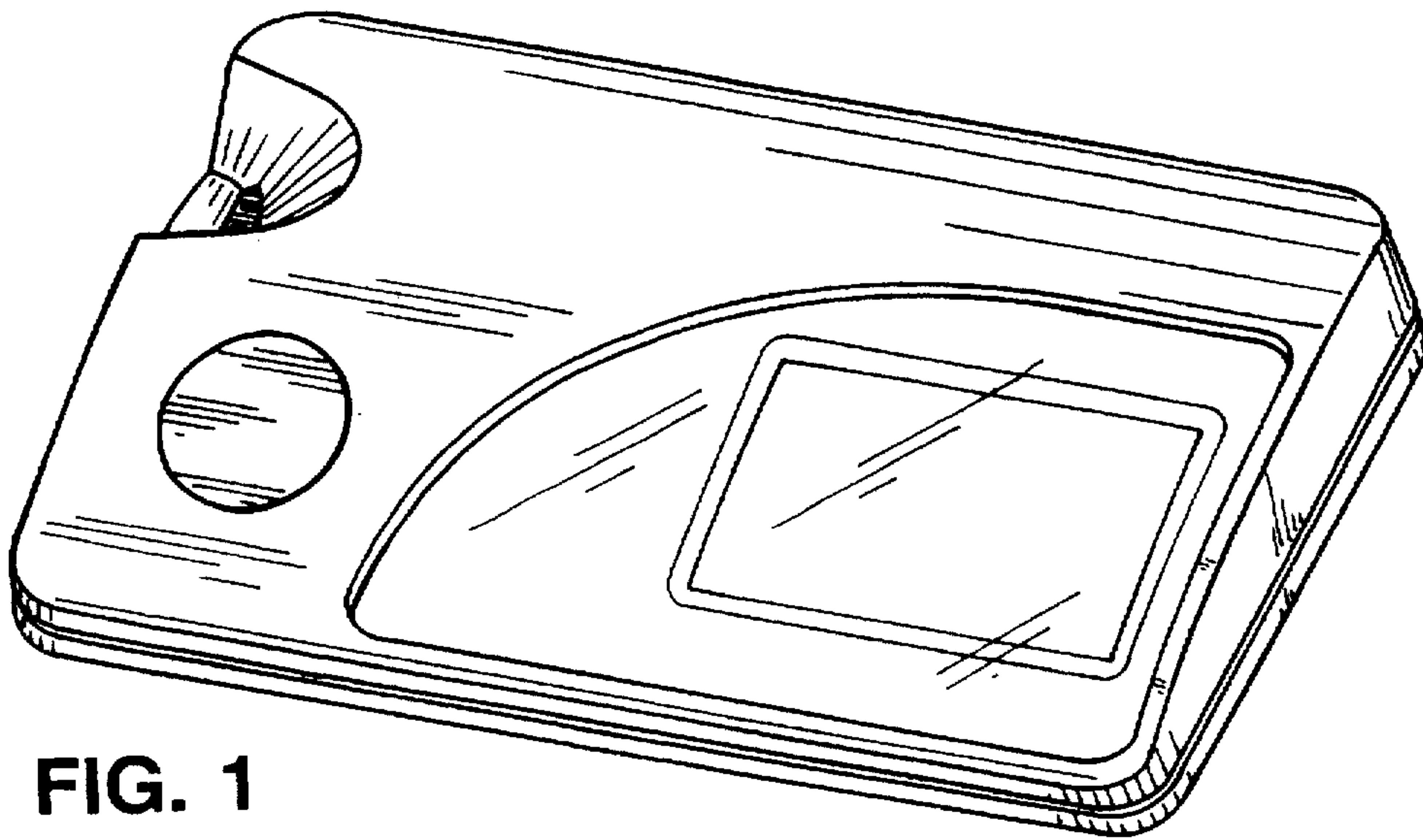


FIG. 1

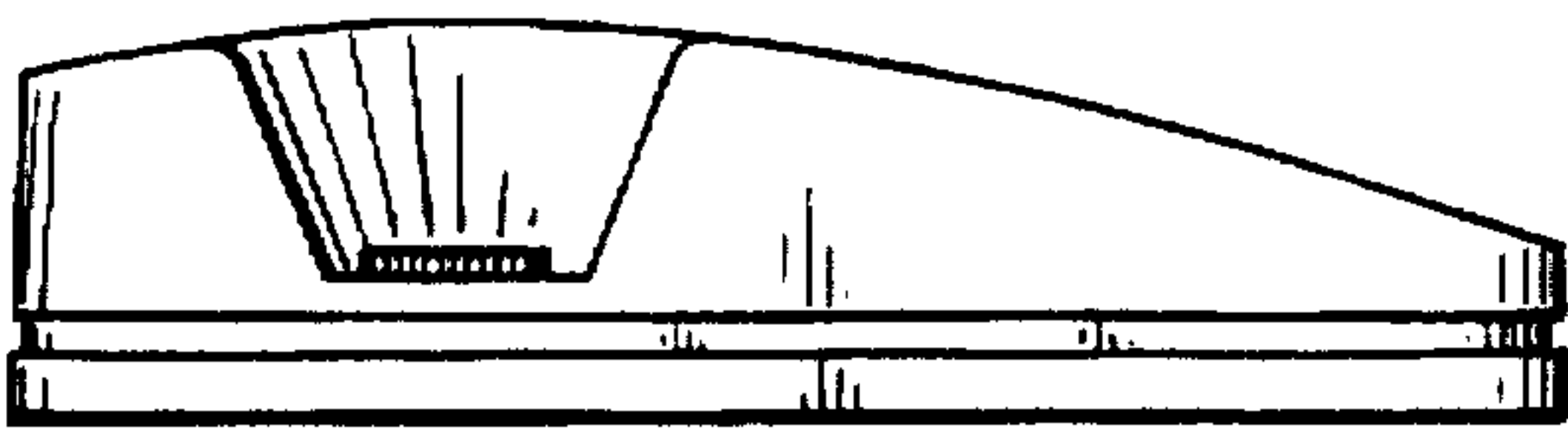


FIG. 4



FIG. 5




FIG. 2




FIG. 3

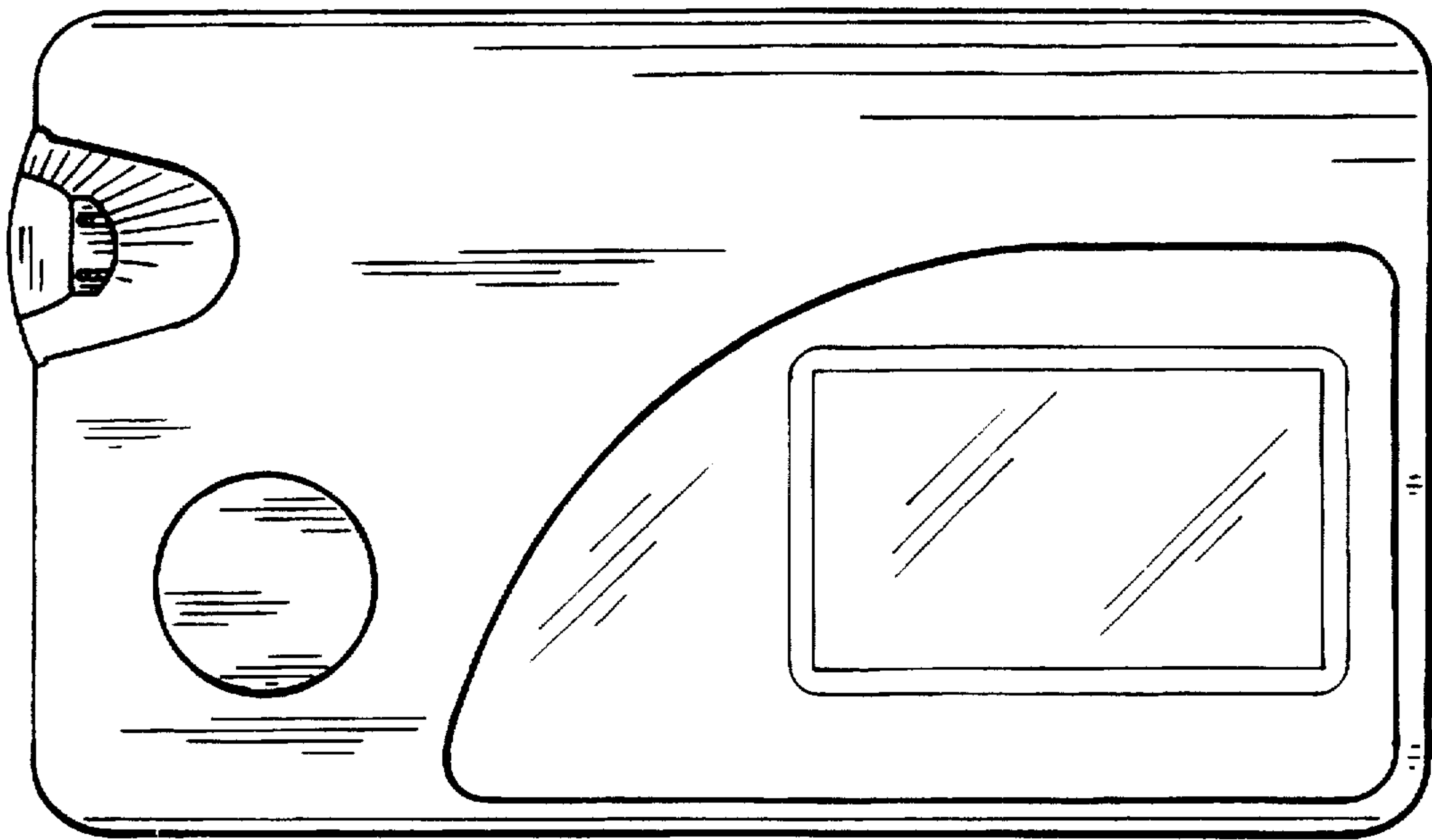


FIG. 6

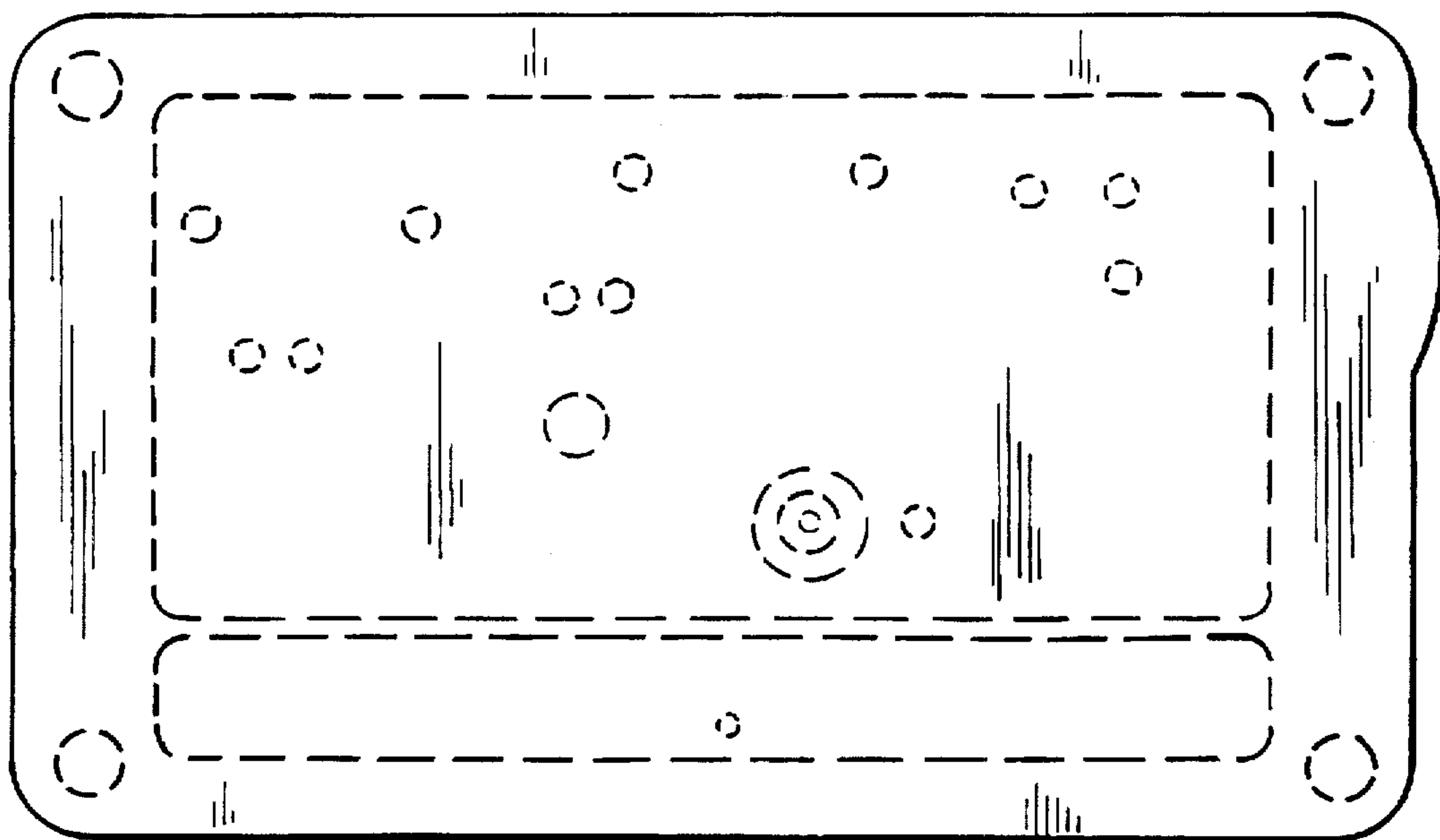


FIG. 7