



US00D393312S

**United States Patent** [19]  
**Huttner**

[11] **Patent Number:** **Des. 393,312**  
[45] **Date of Patent:** **\*\*Apr. 7, 1998**

[54] **EAR CURETTE**  
[75] **Inventor:** **James J. Huttner**, Sylvania, Ohio  
[73] **Assignee:** **Bionix Development Corporation**,  
Toledo, Ohio  
[\*\*] **Term:** **14 Years**

[21] **Appl. No.:** **72,299**  
[22] **Filed:** **Jun. 12, 1997**  
[51] **LOC (6) Cl.** ..... **24-02**  
[52] **U.S. Cl.** ..... **D24/147**  
[58] **Field of Search** ..... **D24/147; 606/160,**  
**606/162**

[56] **References Cited**

**U.S. PATENT DOCUMENTS**

D. 219,252 11/1970 Bogoff ..... D24/147  
5,209,757 5/1993 Krug et al. .... 606/162  
5,250,061 10/1993 Michelson ..... 606/160

*Primary Examiner*—Doris Clark  
*Attorney, Agent, or Firm*—Emch, Schaffer, Schaub &  
Porcello Co., L.P.A.


[57] **CLAIM**

The ornamental design for an ear curette, as shown and described.

**DESCRIPTION**

FIG. 1 is a top plan view of an ear curette according to the present design;  
FIG. 2 is a side elevational view of the ear curette as shown in FIG. 1; the opposite side elevational view being a mirror image thereof;  
FIG. 3 is a bottom view of the ear curette as shown in FIG. 1;  
FIG. 4 is an enlarged end view of the rear end of the ear curette shown in FIG. 1; and,  
FIG. 5 is an enlarged view of the front end of the ear curette as shown in FIG. 1.

**1 Claim, 1 Drawing Sheet**



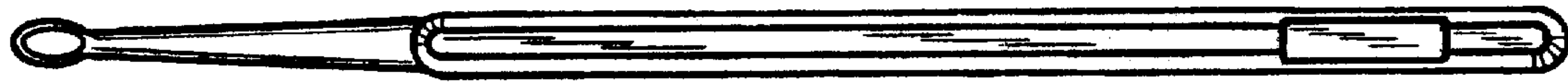


FIG. 1




FIG. 2




FIG. 3



FIG. 4



FIG. 5