



US00D393285S

United States Patent [19]

Nipper et al.

[11] Patent Number: **Des. 393,285**

[45] Date of Patent: ****Apr. 7, 1998**

[54] WINDOW MEDALLION APPARATUS

[76] Inventors: **Cedric Nipper; Valerie Nipper**, both of 180 Parkhill Ave. Apt. 5 W. Staten Island, N.Y. 10304

[**] Term: **14 Years**

[21] Appl. No.: **73,849**

[22] Filed: **Jul. 21, 1997**

[51] LOC (6) Cl. **20-02**

[52] U.S. Cl. **D20/42; D20/28**

[58] Field of Search D20/10, 42, 40, D20/28, 22, 19, 14, 27; 40/643, 617, 597, 588, 642.02; 116/DIG. 24; D10/109; 248/467

[56] References Cited

U.S. PATENT DOCUMENTS

- D. 302,179 7/1989 Patsis et al. D20/31
- D. 316,429 4/1991 Gutierrez D20/42
- 5,103,581 4/1992 Novak 40/617 X

Primary Examiner—Susan J. Lucas
Assistant Examiner—Jennifer Rivard


[57] CLAIM

The ornamental design for a window medallion apparatus, as shown and described.

DESCRIPTION

FIG. 1 is a front elevation view of the window medallion apparatus of the present invention;
 FIG. 2 is a back elevation view of the window medallion apparatus of FIG. 1;
 FIG. 3 is a left side elevation view of the window medallion apparatus of FIG. 1;
 FIG. 4 is a right side elevation view of the window medallion apparatus of FIG. 1;
 FIG. 5 is a top plan view of the window medallion apparatus of FIG. 1; and,
 FIG. 6 is a bottom plan view of the window medallion apparatus of FIG. 1.
 The shading is fragmentarily shown for convenience of illustration.

1 Claim, 3 Drawing Sheets



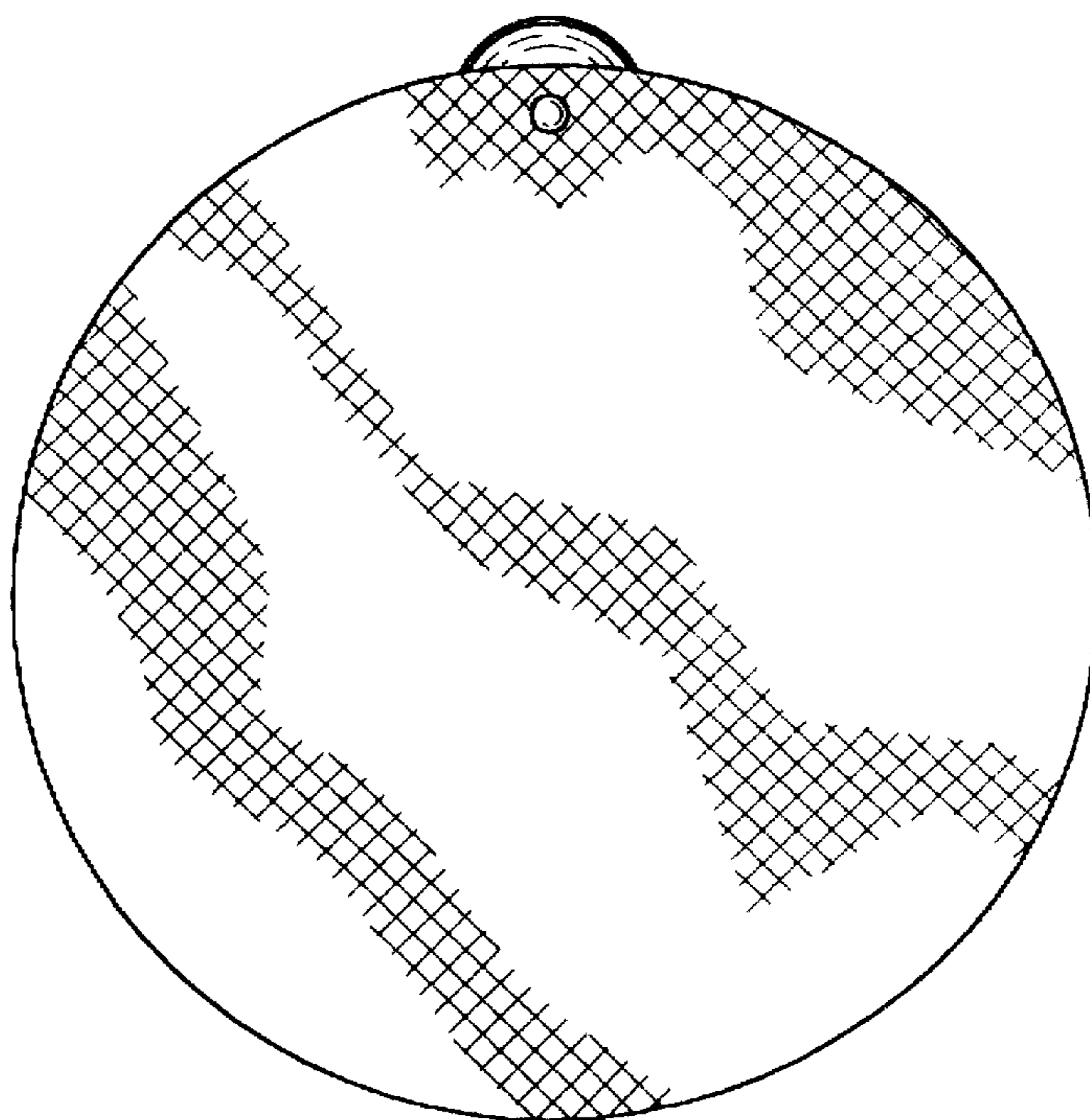


Fig. 2




Fig. 1

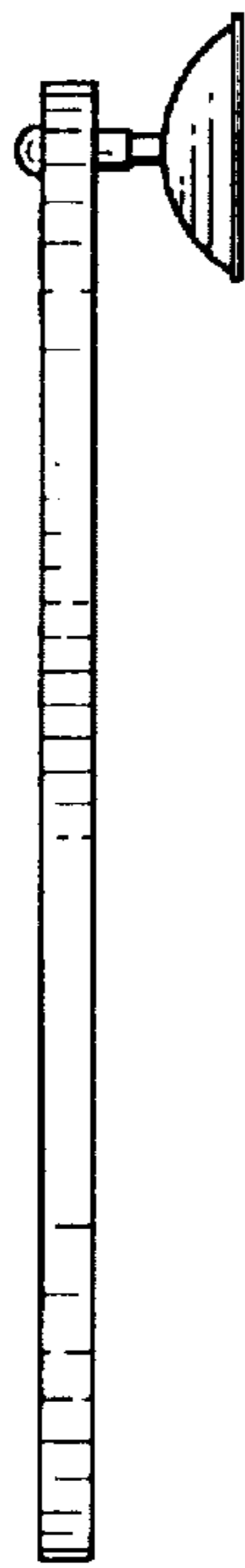


Fig. 3



Fig. 4

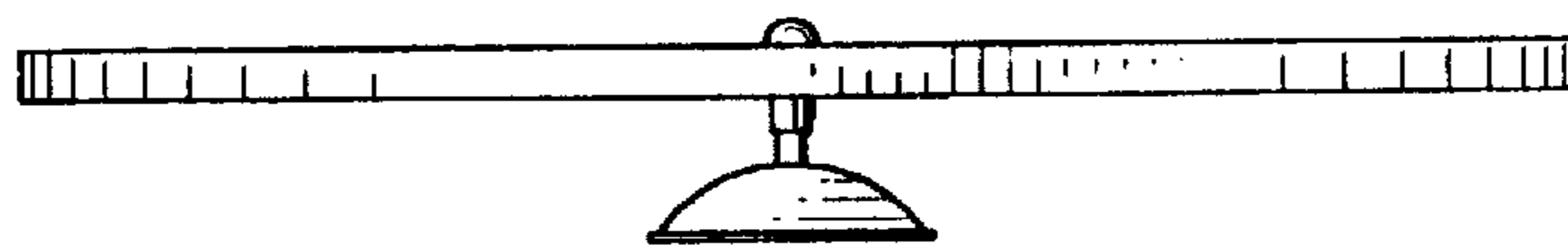


Fig. 5

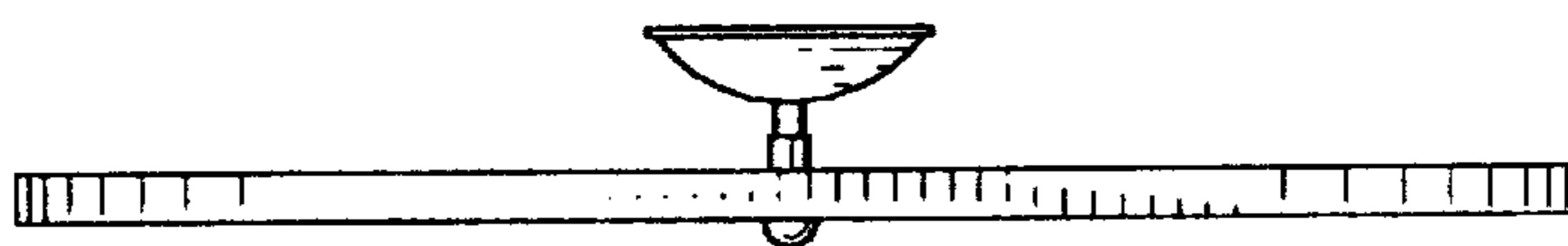


Fig. 6