



US00D393280S

**United States Patent** [19]  
**Cheng**

[11] **Patent Number:** **Des. 393,280**  
[45] **Date of Patent:** **\*\*Apr. 7, 1998**

[54] **COMBINED WRITING INSTRUMENT AND ROLL-OUT MAP**

[76] **Inventor:** **Chang-Ming Cheng**, 2F, No. 58, Lane 285, Sec. 5, Yen-Ping Rd., Taipei, Taiwan

[\*\*] **Term:** **14 Years**

[21] **Appl. No.:** **72,676**

[22] **Filed:** **Jun. 23, 1997**

[51] **LOC (6) Cl.** ..... **19-06**

[52] **U.S. Cl.** ..... **D19/42; D19/36; D19/51; D19/46; 401/195**

[58] **Field of Search** ..... **D19/35, 36, 41-51, D19/53-58, 81-85, 89; 401/99, 209, 52, 195; 40/334**

[56] **References Cited**

**U.S. PATENT DOCUMENTS**

- D. 83,700 3/1931 Schmermund ..... D19/42
- D. 87,308 7/1932 Malcolm ..... D19/42

- D. 297,649 9/1988 Schiffner ..... D19/36
- D. 338,036 8/1993 Sullivan ..... D19/51 X
- 1,561,725 11/1925 Kezley ..... 40/334
- 2,601,650 6/1952 Walter et al. .... 401/52 X

*Primary Examiner*—Martie Thompson  
*Attorney, Agent, or Firm*—Bacon & Thomas

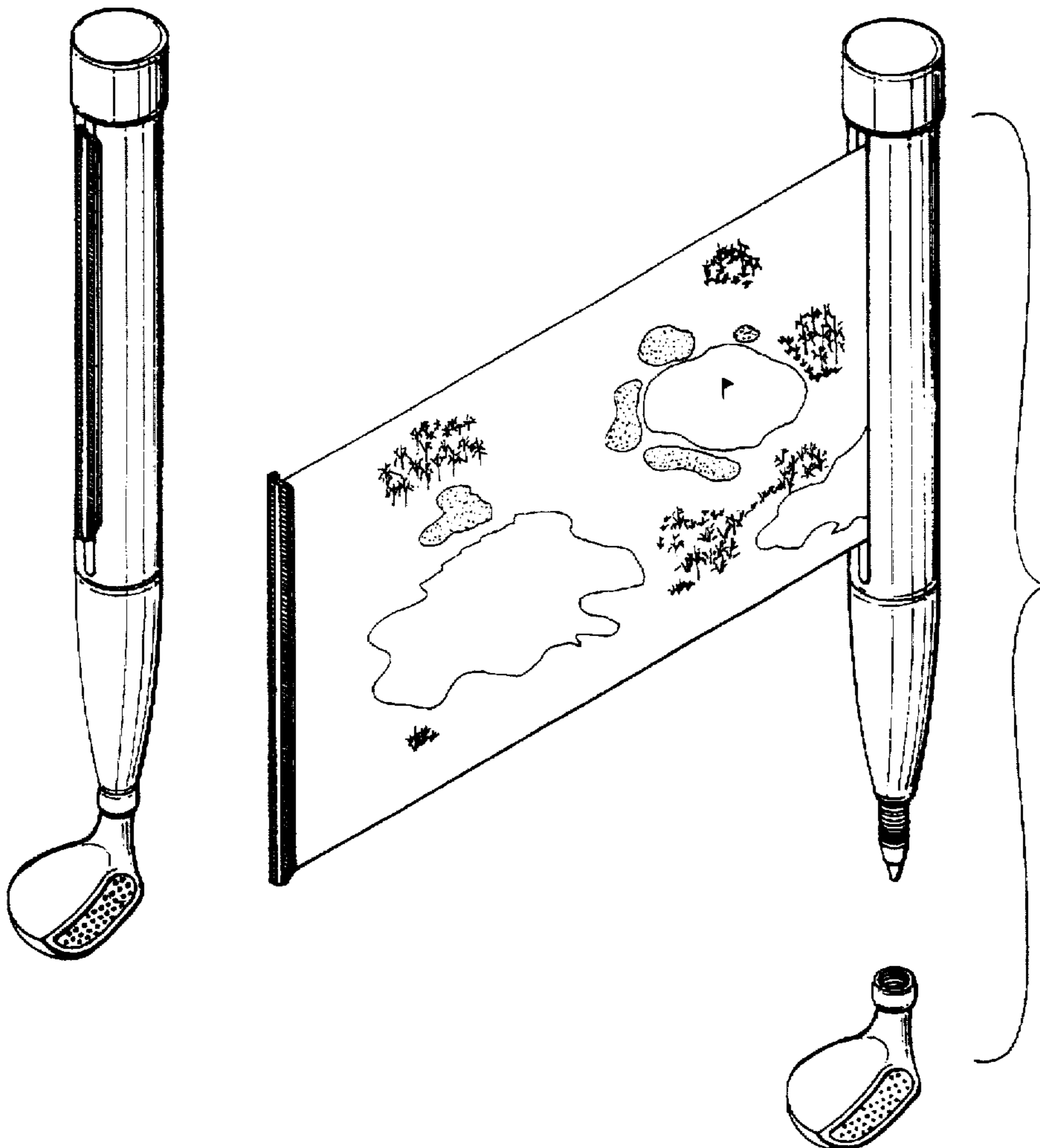
[57] **CLAIM**

The ornamental design for a combined writing instrument and roll-out map, as shown and described.

**DESCRIPTION**

FIG. 1 is a perspective view of a combined writing instrument and roll-out map showing my new design; FIG. 2 is a front elevational view; FIG. 3 is a rear elevational view; FIG. 4 is a left side view; FIG. 5 is a right side view; FIG. 6 is a top plan view; and FIG. 7 is a bottom plan view thereof; and, FIG. 8 is a perspective view in an exploded condition with the roll-out map in a partially extended condition.

**1 Claim, 4 Drawing Sheets**



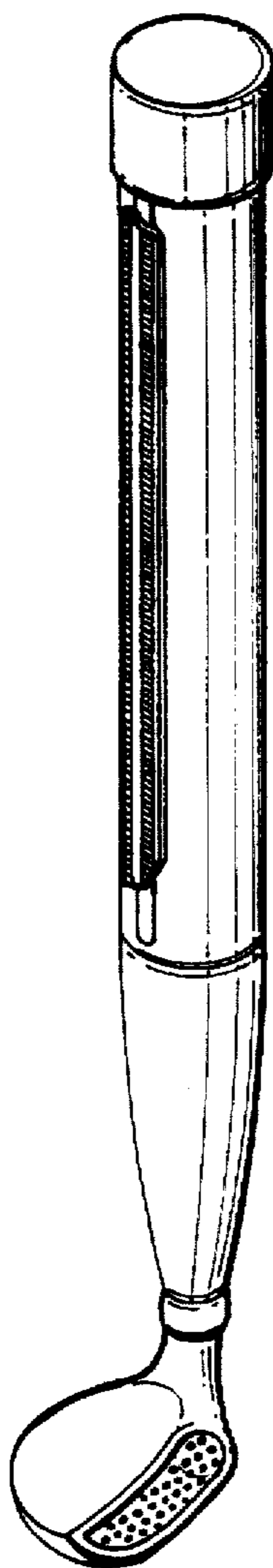


FIG. 1

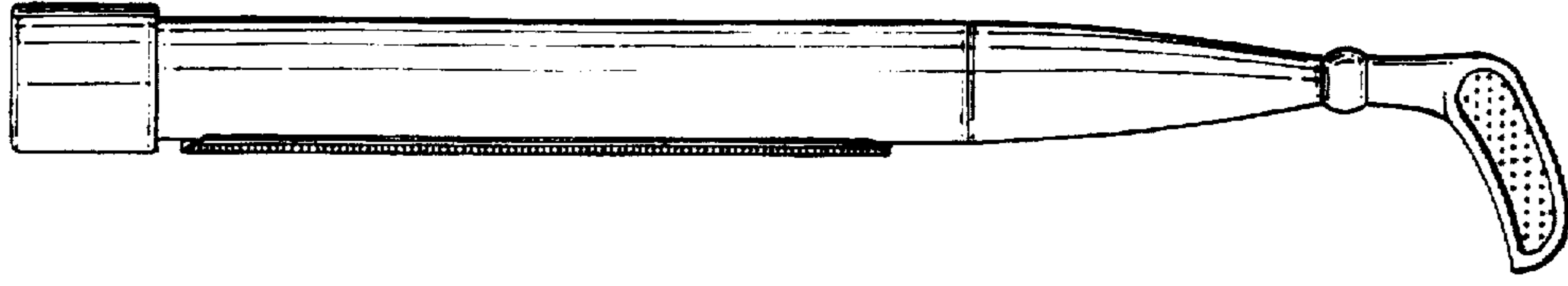


FIG. 5




FIG. 4




FIG. 3

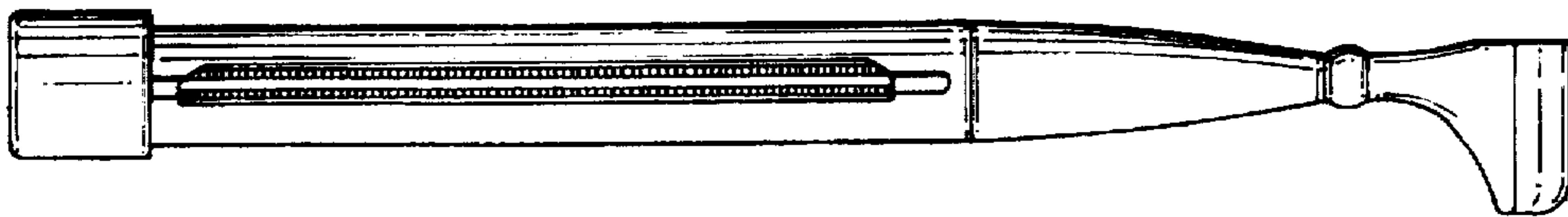


FIG. 2




FIG. 6

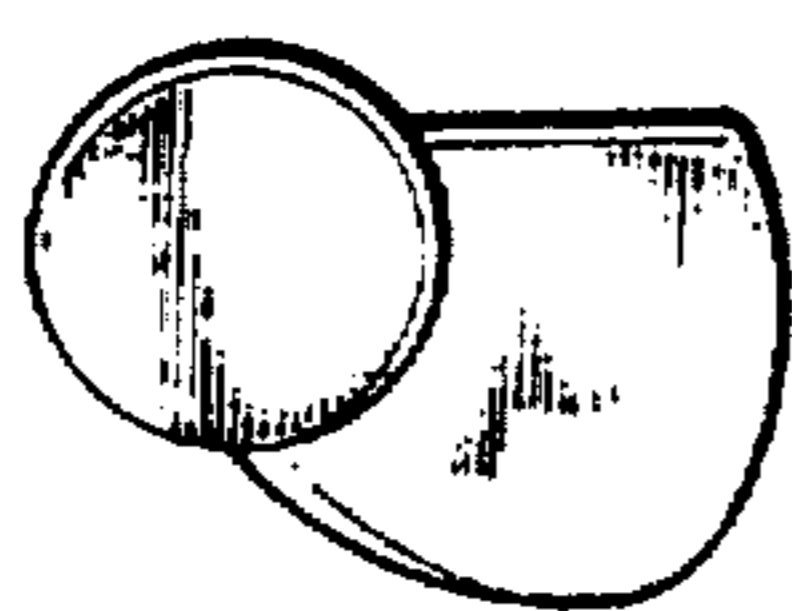


FIG. 7

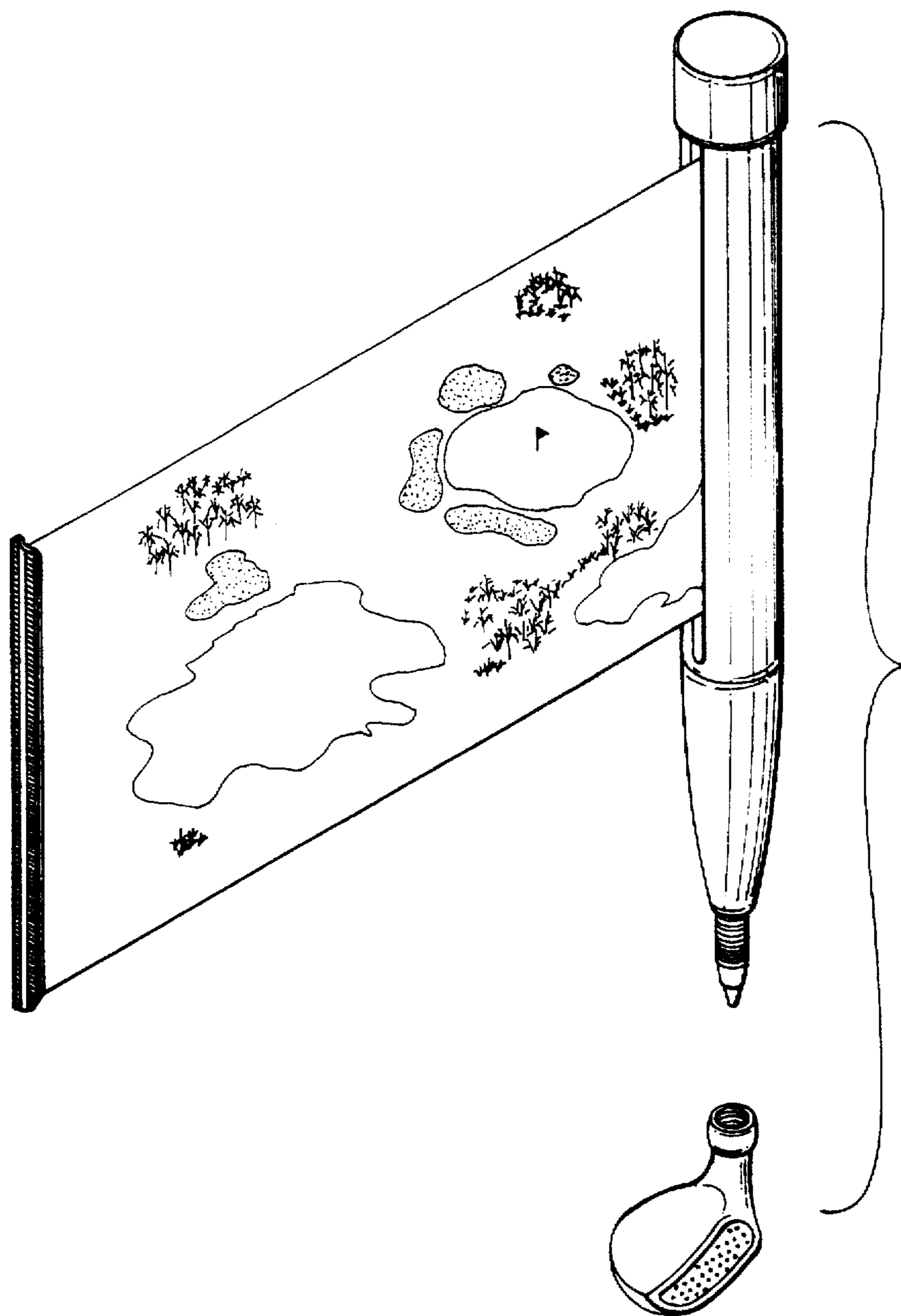


FIG. 8