



US00D393279S

United States Patent [19]
Byun

[11] **Patent Number:** **Des. 393,279**
[45] **Date of Patent:** ****Apr. 7, 1998**

[54] **PEN AND TIMEPIECE COMBINATION**

[76] **Inventor:** **Hyo Sam Byun**, 110 W. 30th St., 3rd Floor, New York, N.Y. 10001

[**] **Term:** **14 Years**

[21] **Appl. No.:** **73,486**

[22] **Filed:** **Jul. 14, 1997**

Related U.S. Application Data

[63] **Continuation-in-part of Ser. No. 52,137, Mar. 25, 1996.**

[51] **LOC (6) Cl.** **19-06**

[52] **U.S. Cl.** **D19/36; D10/31; D19/50; D19/51; D19/46; D19/56**

[58] **Field of Search** **D19/35, 36, 41-51, D19/53-58, 81-85; D10/2, 126, 31; 368/10; 401/52, 195, 99, 100, 209**

[56] **References Cited**

U.S. PATENT DOCUMENTS

D. 76,298 9/1928 Grabelsky D19/36 X

D. 124,725	1/1941	Ornstein	D10/31
D. 354,309	1/1995	Lin	D10/36
D. 364,892	12/1995	Lin	D19/49
1,427,985	9/1922	Vasselli	D19/46 X
2,129,480	9/1938	Schlacht	401/195 X
2,718,749	9/1955	Florman	401/195 X
4,162,754	7/1979	Fleming	401/195 X

Primary Examiner—Martie Thompson
Attorney, Agent, or Firm—Ezra Sutton

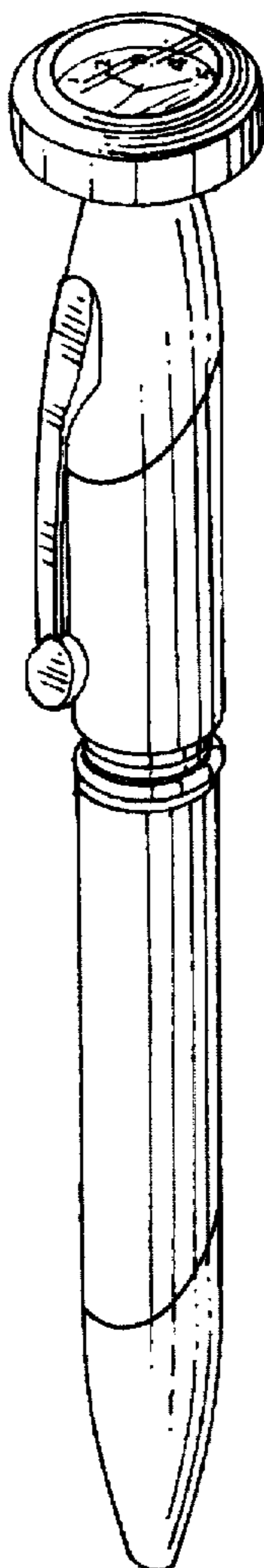
[57] **CLAIM**

The ornamental design for a pen and timepiece combination, as shown and described.

DESCRIPTION

FIG. 1 is a top, right front perspective view of a pen and timepiece combination showing my new design;
FIG. 2 is a front view thereof;
FIG. 3 is a rear view thereof;
FIG. 4 is a left side view thereof;
FIG. 5 is a right side view thereof;
FIG. 6 is an enlarged top plan view thereof; and
FIG. 7 is an enlarged bottom plan view thereof.

1 Claim, 3 Drawing Sheets



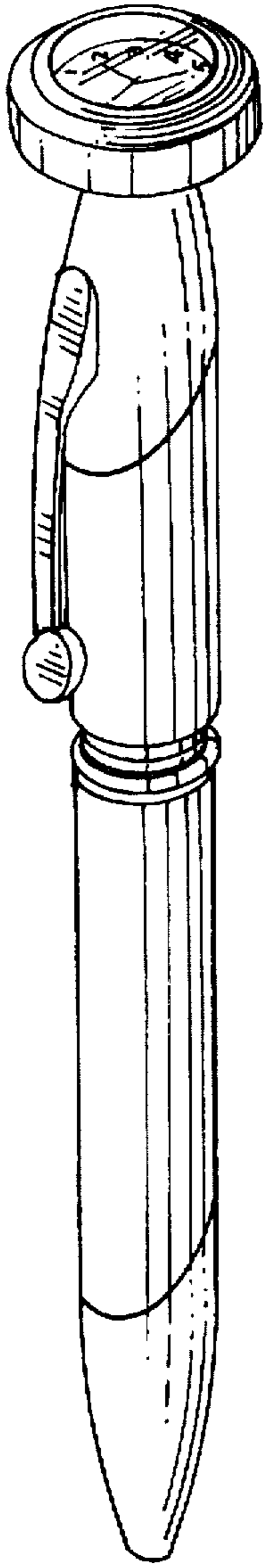


FIG. 1

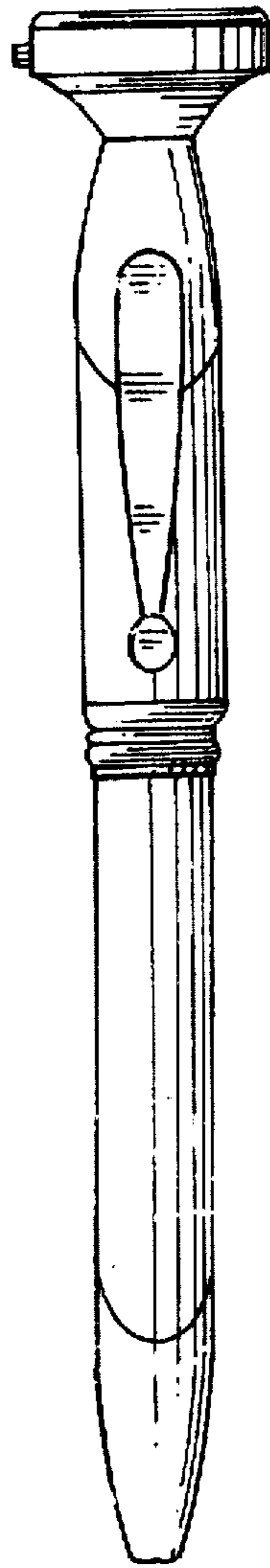


FIG. 2

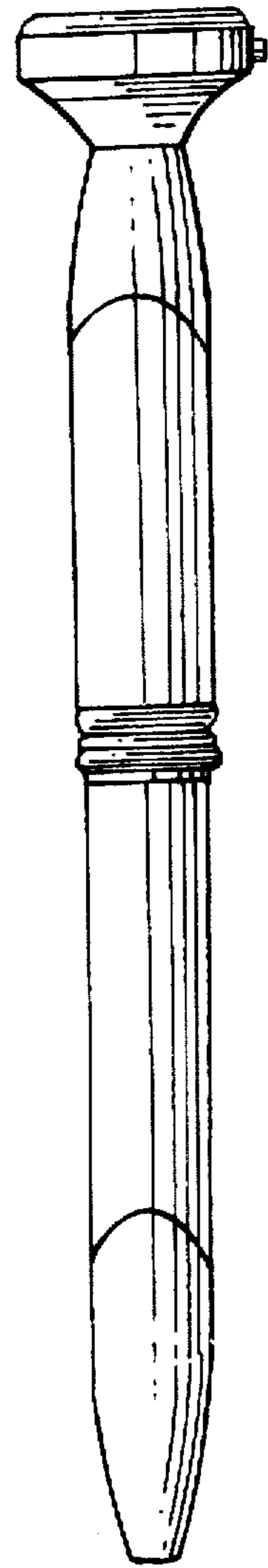


FIG. 3

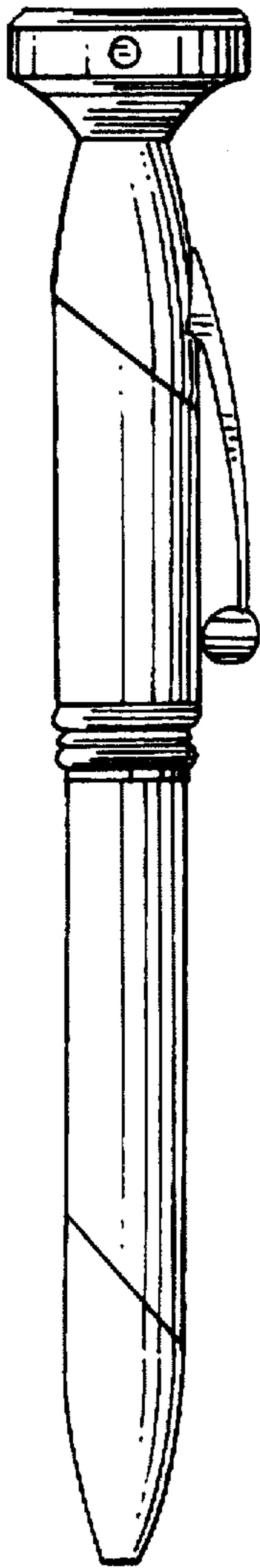


FIG. 4

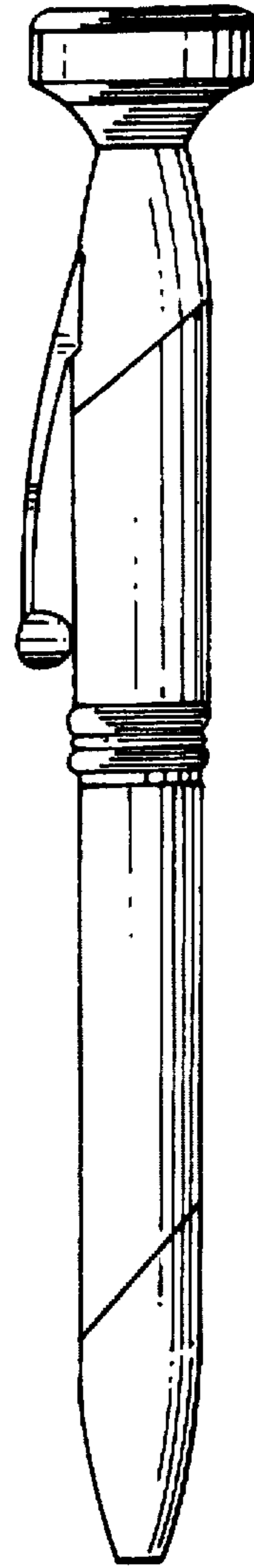


FIG. 5

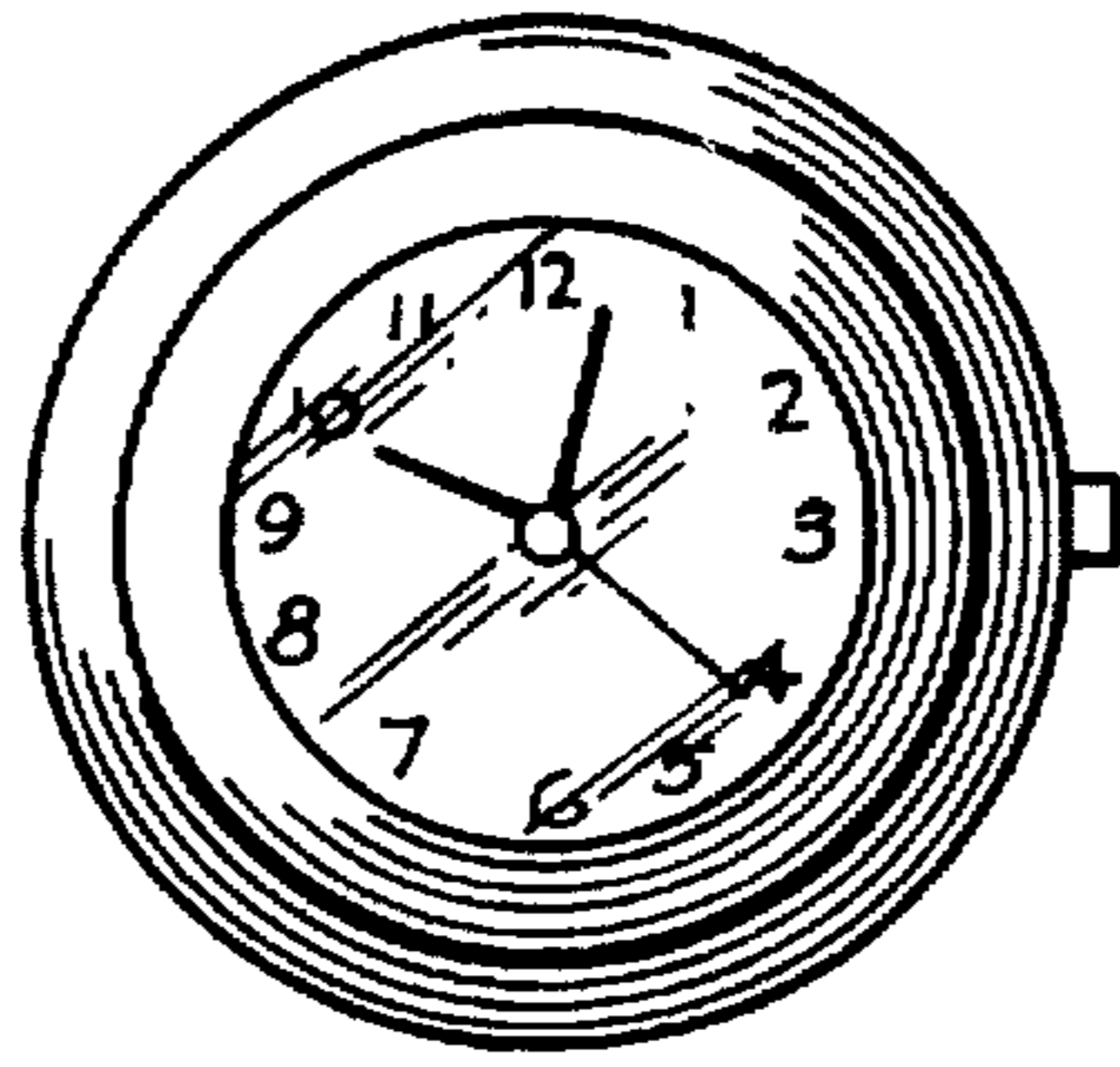


FIG. 6

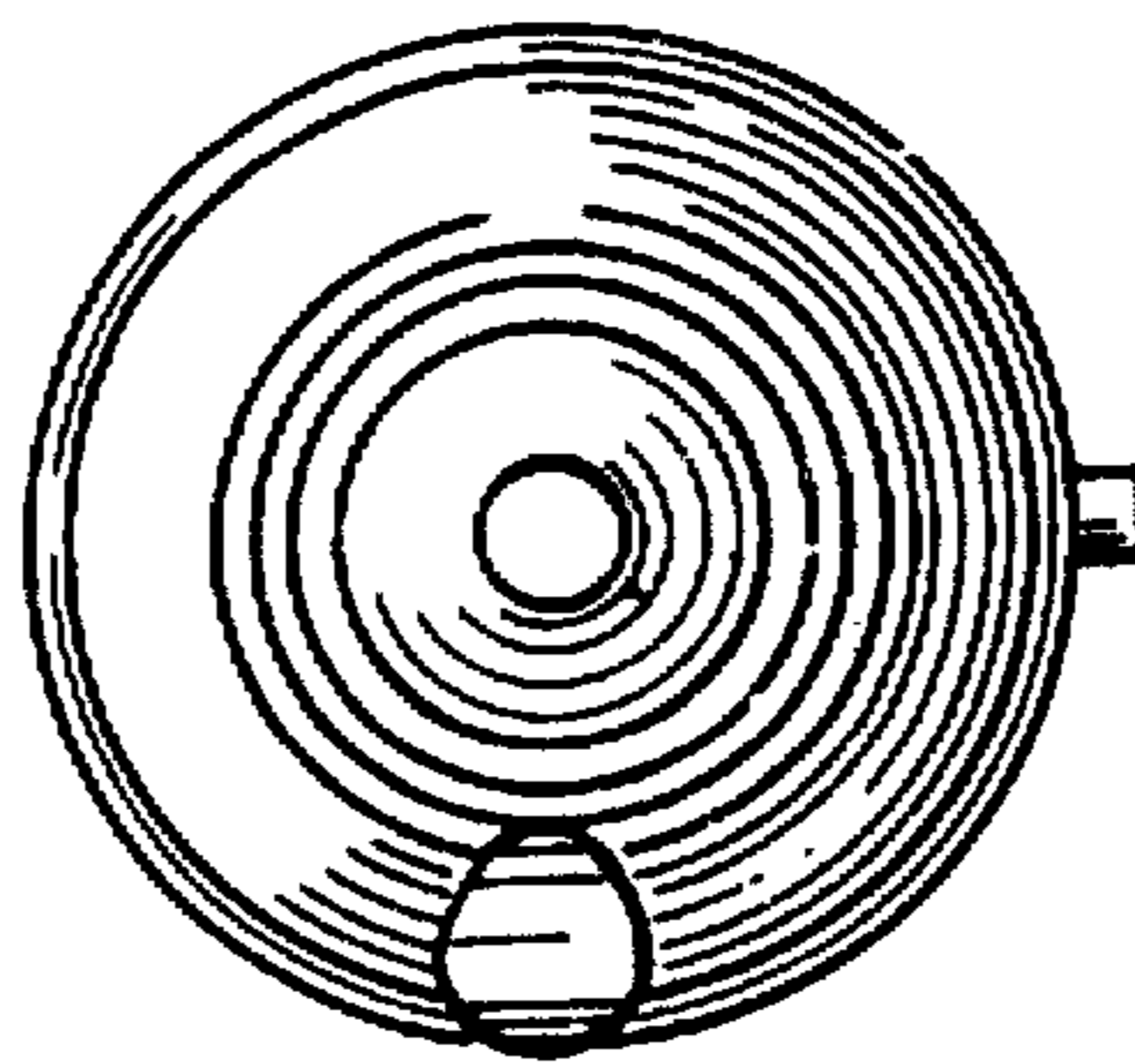


FIG. 7