



US00D393276S

United States Patent [19]
Alvarado

[11] **Patent Number:** **Des. 393,276**
[45] **Date of Patent:** ****Apr. 7, 1998**

[54] **DRUMSTICK**

[75] **Inventor:** **Jessie Alvarado**, G-5112 Fenton Rd.,
Flint, Mich. 48507

[73] **Assignee:** **Jessie Alvarado**, Flint, Mich.

[**] **Term:** **14 Years**

[21] **Appl. No.:** **58,295**

[22] **Filed:** **Jun. 24, 1996**

[51] **LOC (6) Cl.** **17-04**

[52] **U.S. Cl.** **D17/22; 84/422.4**

[58] **Field of Search** **D17/22, 99; D21/64;**
84/422.4

[56] **References Cited**

U.S. PATENT DOCUMENTS

3,165,964	1/1965	Stys et al.	84/422.4
4,557,176	12/1985	Boturfa	84/422.4
5,218,152	6/1993	Campbell et al.	84/422.4
5,520,090	5/1996	Eagle	84/422.4

FOREIGN PATENT DOCUMENTS

620637	5/1961	Italy	84/422.4
--------	--------	-------	----------

OTHER PUBLICATIONS

Music Trades, Jul. 1989 p. 161 (Kaman' drumsticks).

Primary Examiner—Philip S. Hyder

Assistant Examiner—Adir Aronovich

Attorney, Agent, or Firm—Young & Basile, P.C.

[57] **CLAIM**

The ornamental design for a drumstick, as shown and described.

DESCRIPTION

FIG. 1 is a top plan view of a drumstick showing my new design;

FIG. 2 is a front elevational view thereof;

FIG. 3 is a bottom plan view thereof;

FIG. 4 is a rear elevational view thereof;

FIG. 5 is a left-side elevational view thereof;

FIG. 6 is a right-side elevational view thereof;

FIG. 7 is a perspective view thereof;

FIG. 8 is a sectional view taken in the direction of arrows 8—8 of FIG. 7; and,

FIG. 9 is a sectional view taken in the direction of arrows 9—9 in FIG. 7.

1 Claim, 2 Drawing Sheets

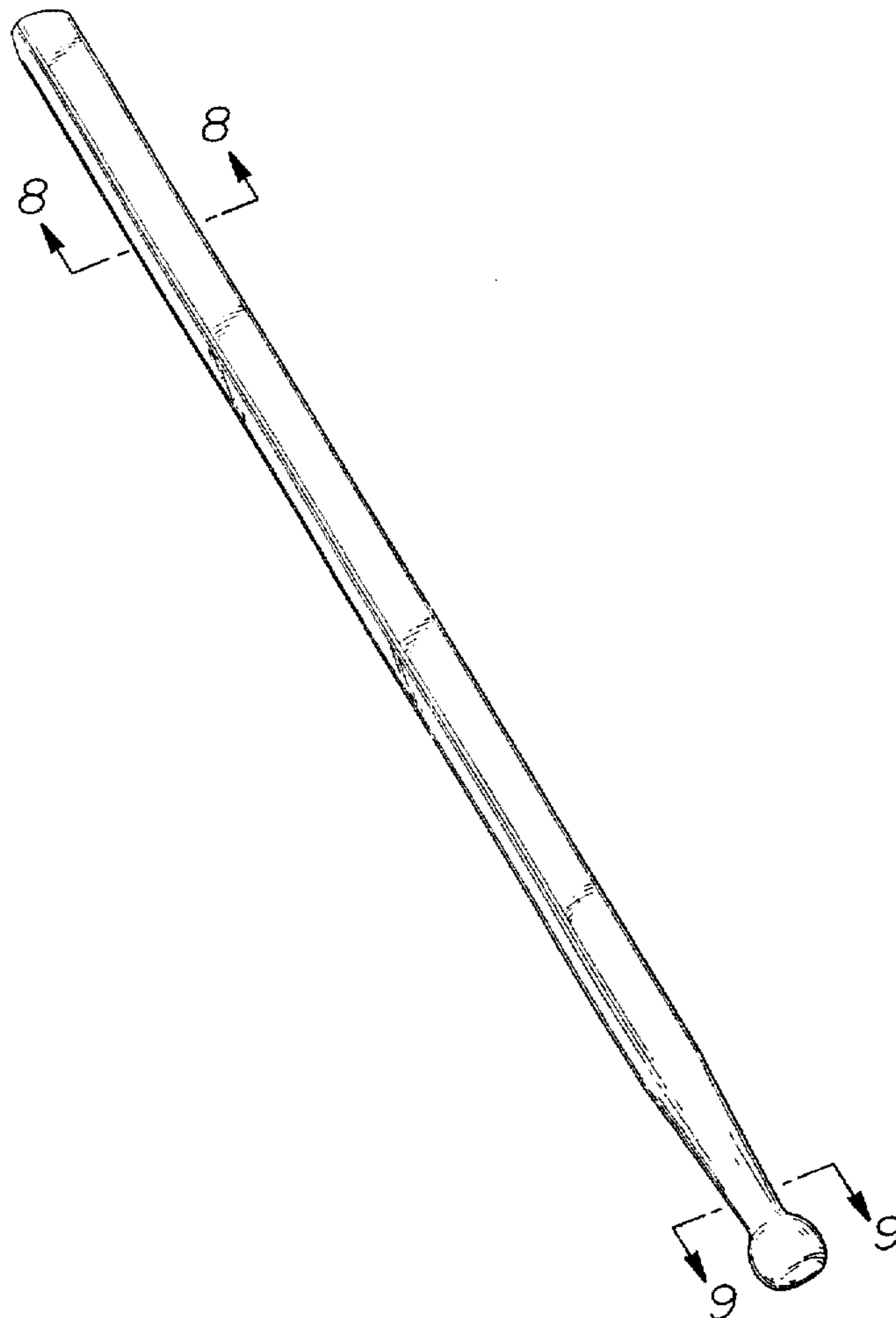




FIG-1

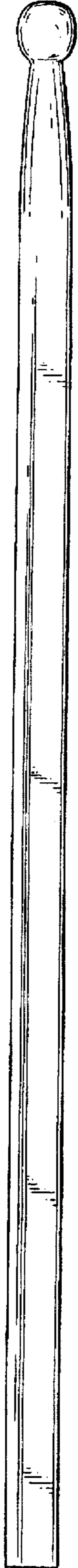


FIG-2

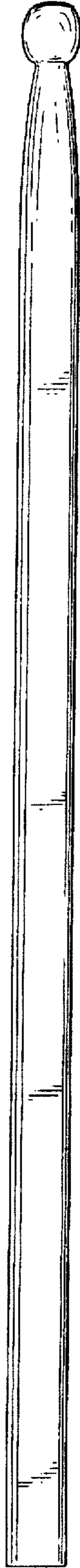


FIG-3



FIG-4



FIG-6



FIG-5

