



US00D393258S

United States Patent [19]

[11] Patent Number: **Des. 393,258**

Cappa et al.

[45] Date of Patent: ****Apr. 7, 1998**

[54] **DISPLAY SCREEN WITH AN ICON**

[75] Inventors: **Armando M. Cappa**, Reseda; **Jeffrey D. Konopka**, Northridge; **Warren R. Heer**, La Palma, all of Calif.

[73] Assignee: **Pacesetter, Inc.**

[**] Term: **14 Years**

[21] Appl. No.: **49,411**

[22] Filed: **Jan. 24, 1996**

[51] **LOC (6) Cl.** **14-02**

[52] **U.S. Cl.** **D14/114.5**

[58] **Field of Search** D10/11; D19/6;
D18/24, 27; D14/114, 114.1-114.9; 395/155,
157, 159

[56] **References Cited**

U.S. PATENT DOCUMENTS

- D. 254,379 3/1980 Steele D18/270
- D. 270,272 8/1983 Dickey D18/33

OTHER PUBLICATIONS

Reunion for Windows 3.0 User's Guide, Leister Productions, spouse icon, p. 28, double heart icon, p. 49, 1993.
 Corel Gallery clipart catalog, symb485, symb534, p. 145, 1994.
 Symbol Sourcebook, Van Nostrand Reinhold, dangerous disorder symbol, p. 170, 1972.

Graphical Symbols for Use on Equipment, International Standard, Commission Electrotechnique Internationale, International Electrotechnical Commission, Publication 417, First Edition, (Jun. 1973) pp. 5110a, 5335a-5336a.

Primary Examiner—M. H. Tung

[57] **CLAIM**

The ornamental design for a display screen with an icon, as shown and described.

DESCRIPTION

FIG. 1 is a front perspective view of a display screen with an icon, the broken line drawing of a computer system is shown for illustration purposes only and forms no part of the claimed design;

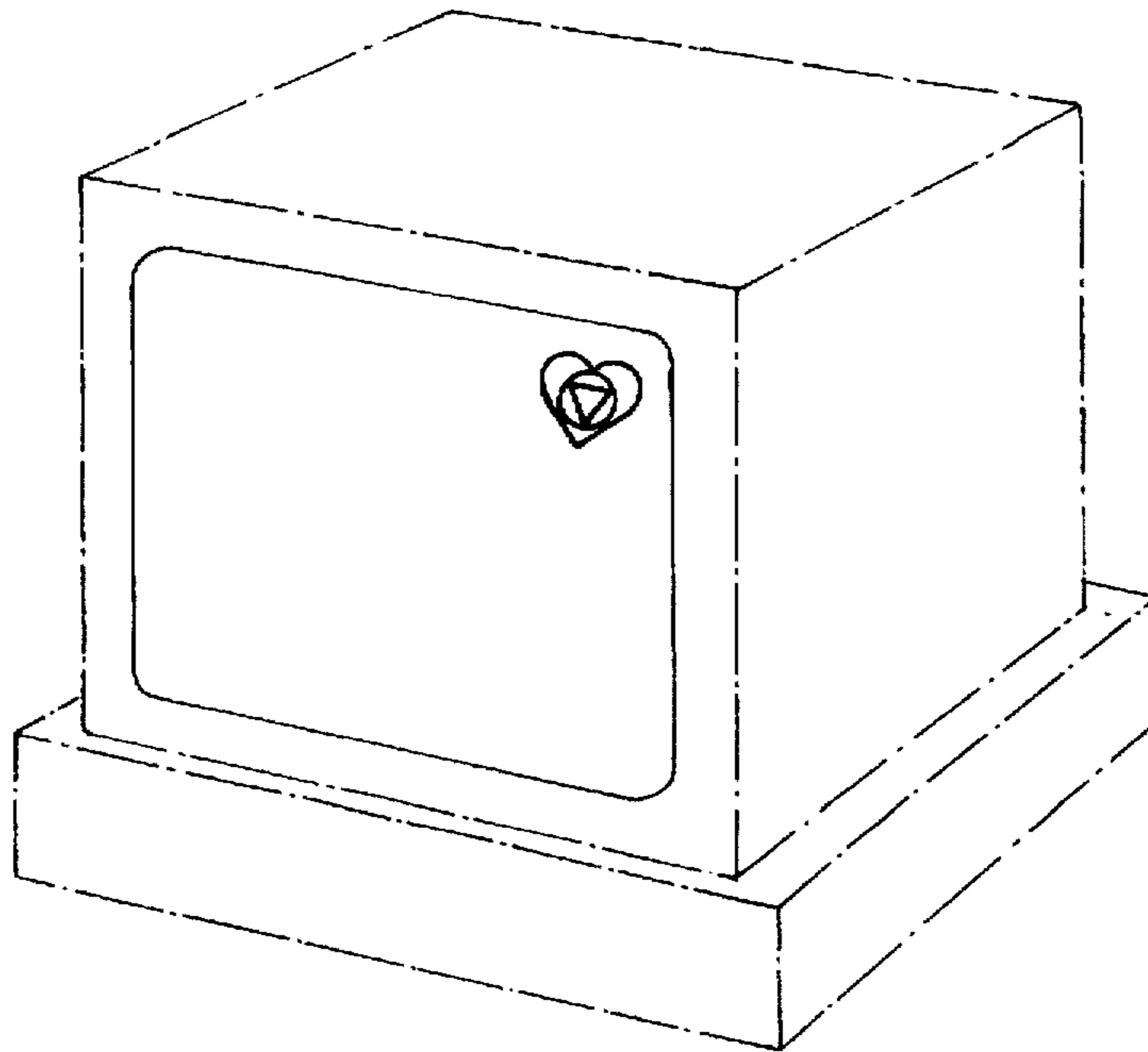
FIG. 2 is a front view of a second embodiment thereof, the broken line drawing of a computer system is shown for illustration purposes only and forms no part of the claimed design;

FIG. 3 is a front view of the first embodiment shown in FIG. 1, on an enlarged scale, the display screen is shown partially for ease of illustration;

FIG. 4 is a front view of a third embodiment thereof, on an enlarged scale, the display screen is shown partially for ease of illustration; and,

FIG. 5 is a front view of a fourth embodiment thereof, on an enlarged scale, the display screen is shown partially for ease of illustration.

1 Claim, 2 Drawing Sheets



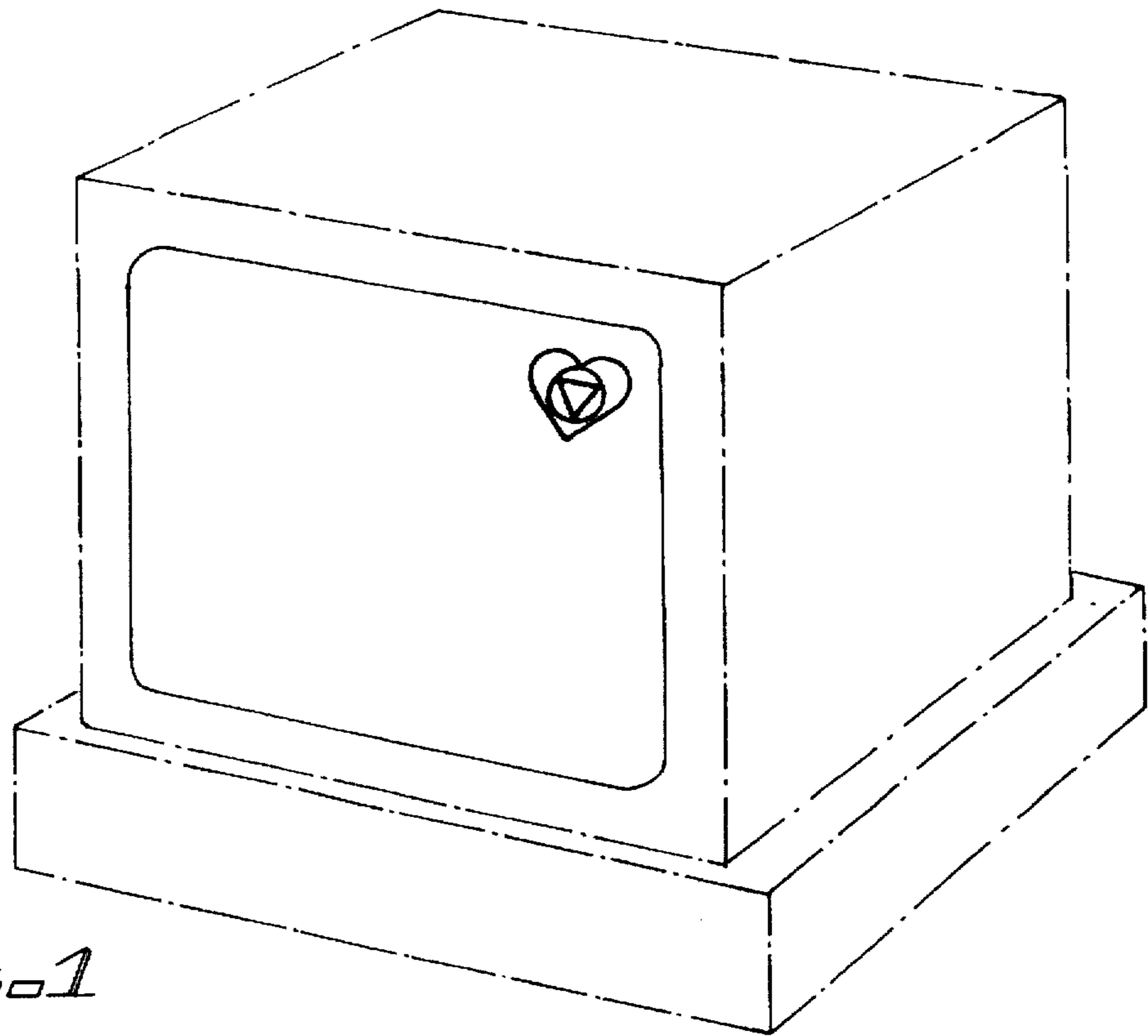


FIG. 1




FIG. 2

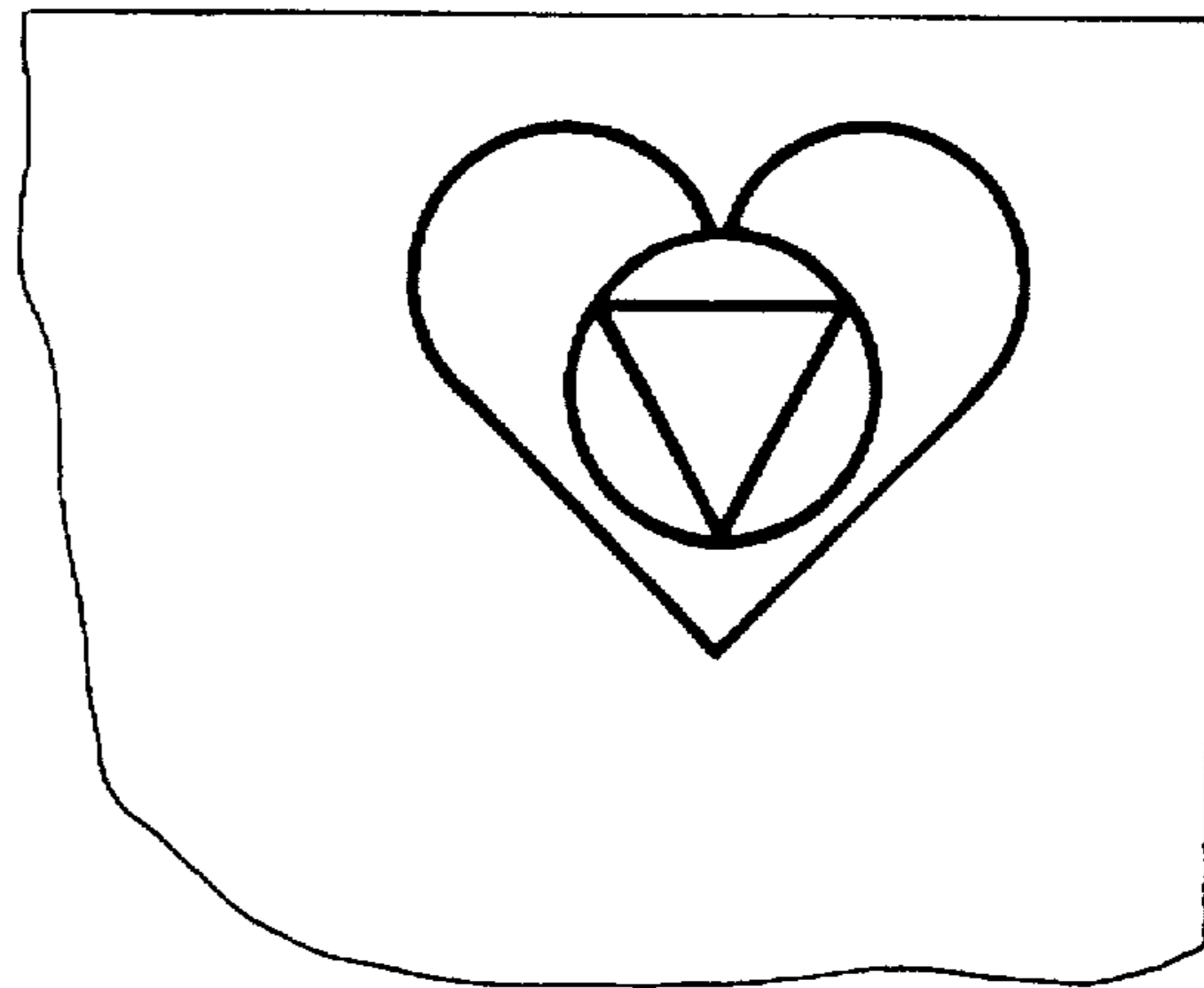


FIG. 3




FIG. 4




FIG. 5