



US00D393242S

United States Patent [19] Wood

[11] Patent Number: Des. 393,242
[45] Date of Patent: **Apr. 7, 1998

- [54] **BACK SEAT SERVICE TRAY**
- [76] Inventor: **Rob R. Wood**, 2808 River Ave., Gen. Delivery Youngs Point, Ontario, Canada, K0L 3G0
- [**] Term: **14 Years**
- [21] Appl. No.: **70,828**
- [22] Filed: **May 16, 1997**
- [51] **LOC (6) Cl.** **12-16**
- [52] **U.S. Cl.** **D12/416; D12/419; D12/425**
- [58] **Field of Search** **D12/400, 415, D12/416, 419, 426; 224/275, 497, 498-499; 297/125, 135, 146, 188.1, 463.1-463.2; D6/335-336, 406, 333**

4,770,107 9/1988 Miller 297/135 X
 4,792,183 12/1988 Townsend, III 297/146 X
 5,170,720 12/1992 Scheurer 297/135 X

Primary Examiner—James Gandy
Assistant Examiner—Stacia Sinuik

[57] **CLAIM**

The ornamental design for a back seat service tray, as shown and described.

DESCRIPTION

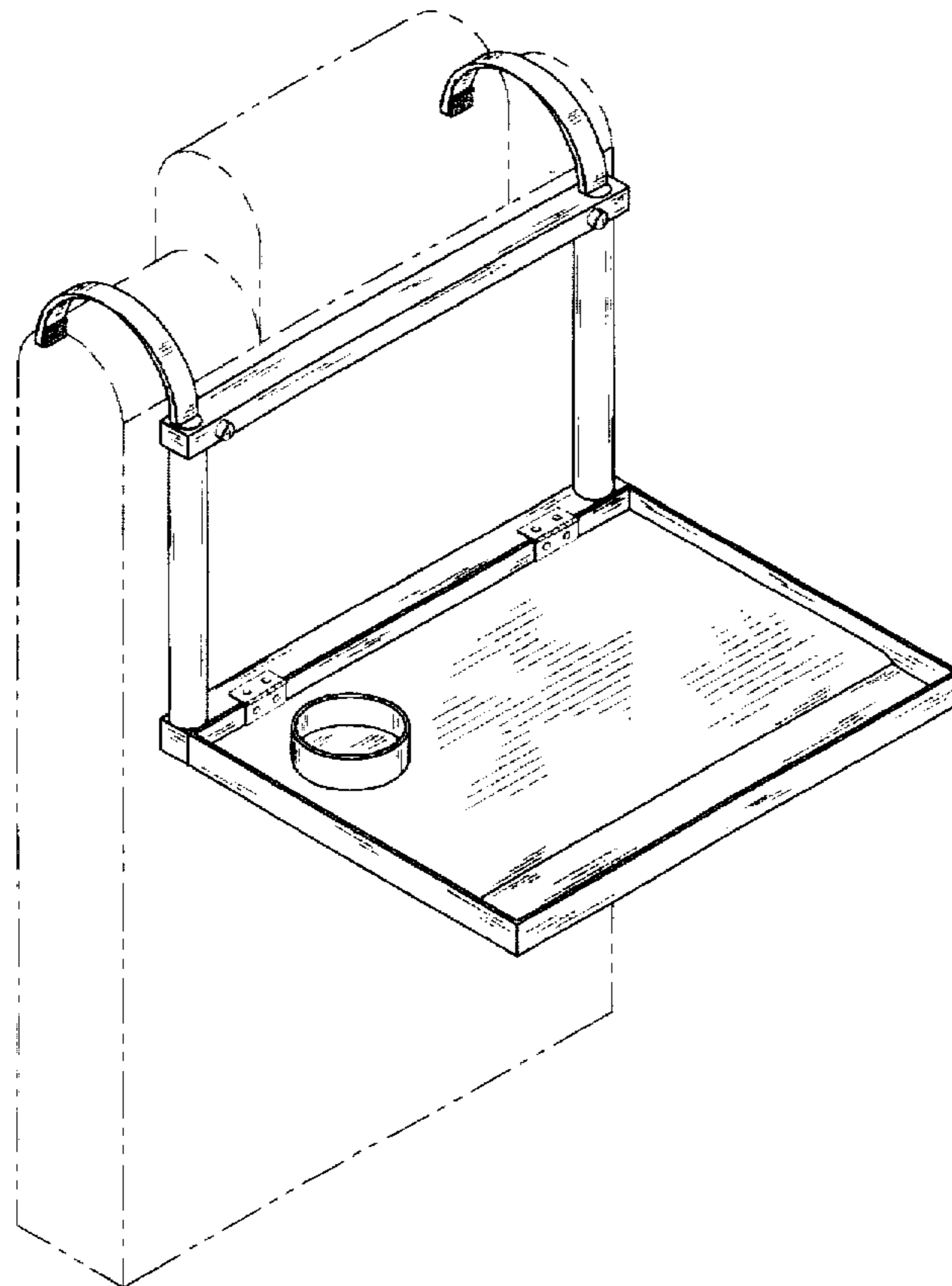
FIG. 1 is a front plan view of the back seat service tray of the present invention;
 FIG. 2 is a back plan view of the back seat service tray of FIG. 1;
 FIG. 3 is a left side plan view of the back seat service tray of FIG. 1;
 FIG. 4 is a right side plan view of the back seat service tray of FIG. 1;
 FIG. 5 is a bottom plan view of the back seat service tray of FIG. 1;
 FIG. 6 is a top plan view of the back seat service tray of FIG. 1; and
 FIG. 7 is a perspective view of the back seat service tray of FIG. 1.
 The broken line showing of a seat back in FIG. 7 of the drawing is for illustrative purposes only and forms no part of the claimed design.

[56] **References Cited**

U.S. PATENT DOCUMENTS

- D. 153,348 4/1949 Gainsbro D12/423
- D. 257,296 10/1980 White D12/416
- D. 321,300 11/1991 Postic D6/406 X
- D. 340,339 10/1993 Kean et al. D12/425 X
- D. 344,625 3/1994 Berry D12/416
- 2,173,569 9/1939 Troendle 297/146
- 2,601,177 6/1952 Smullen 297/146 X
- 2,640,597 6/1953 Thomson 297/146
- 2,833,334 5/1958 Hunt, Jr. 297/146
- 3,068,048 12/1962 Mahon et al. 297/135

1 Claim, 4 Drawing Sheets






Fig. 1




Fig. 2

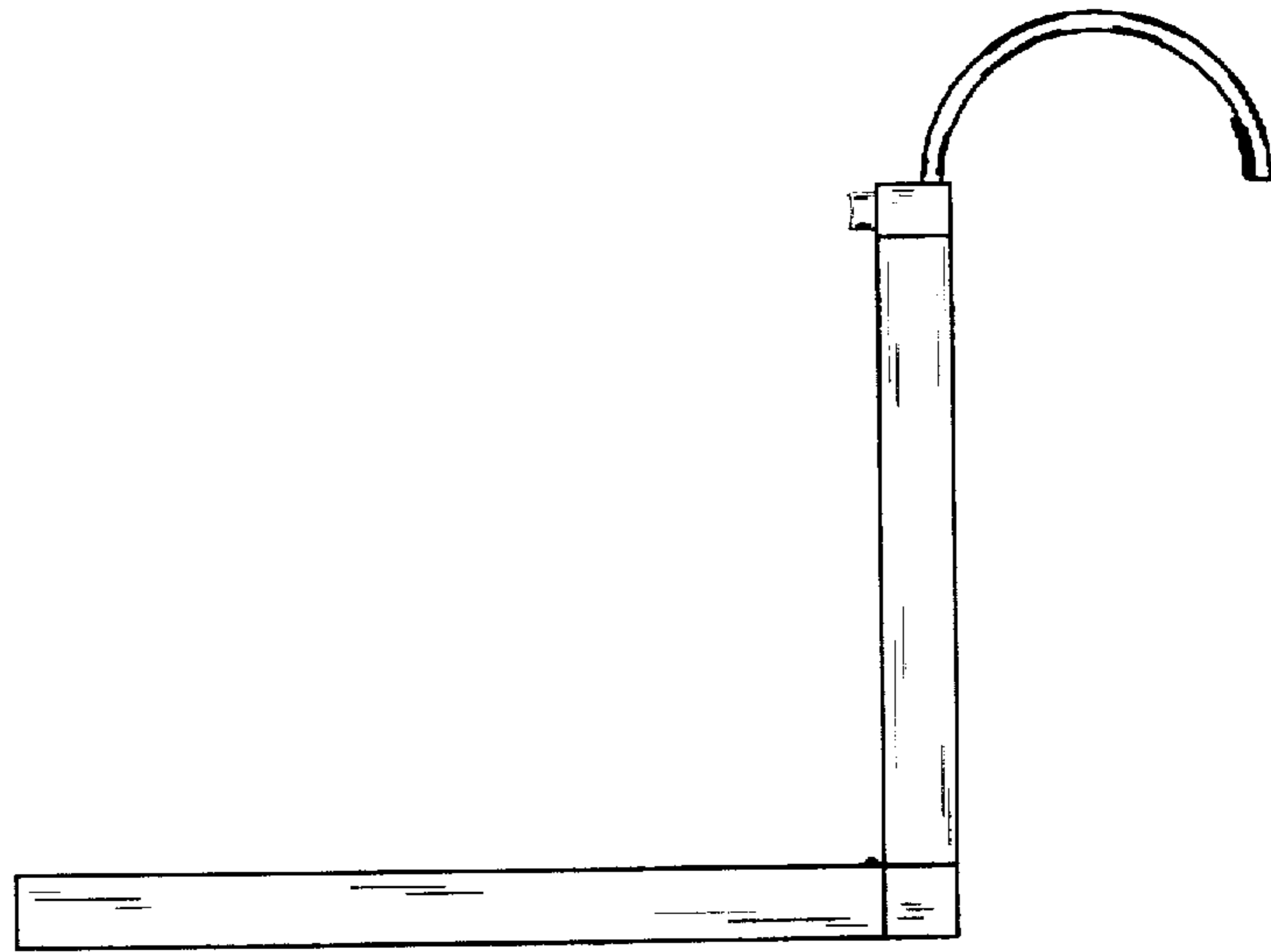


Fig. 3

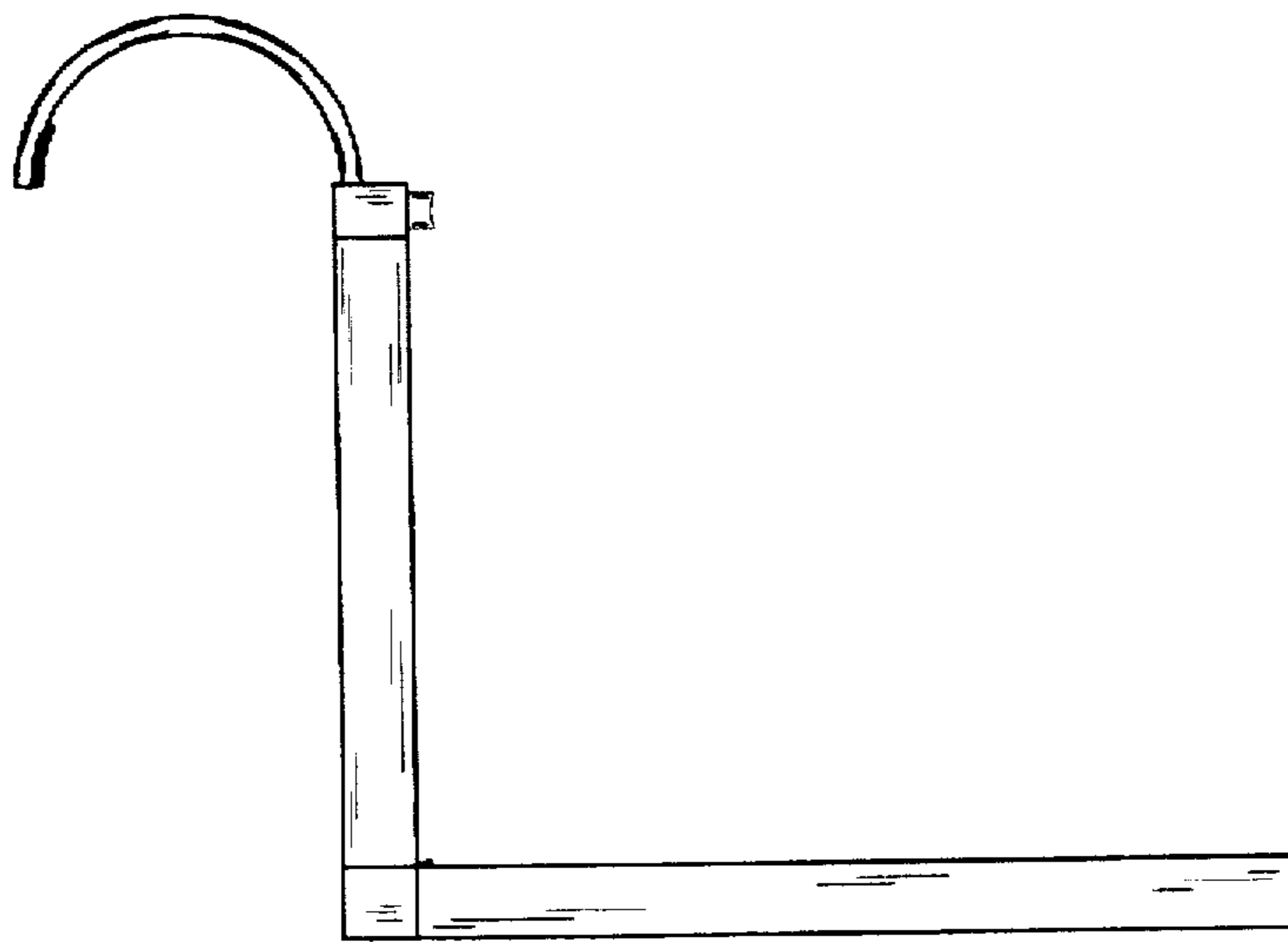


Fig. 4




Fig. 5




Fig. 6

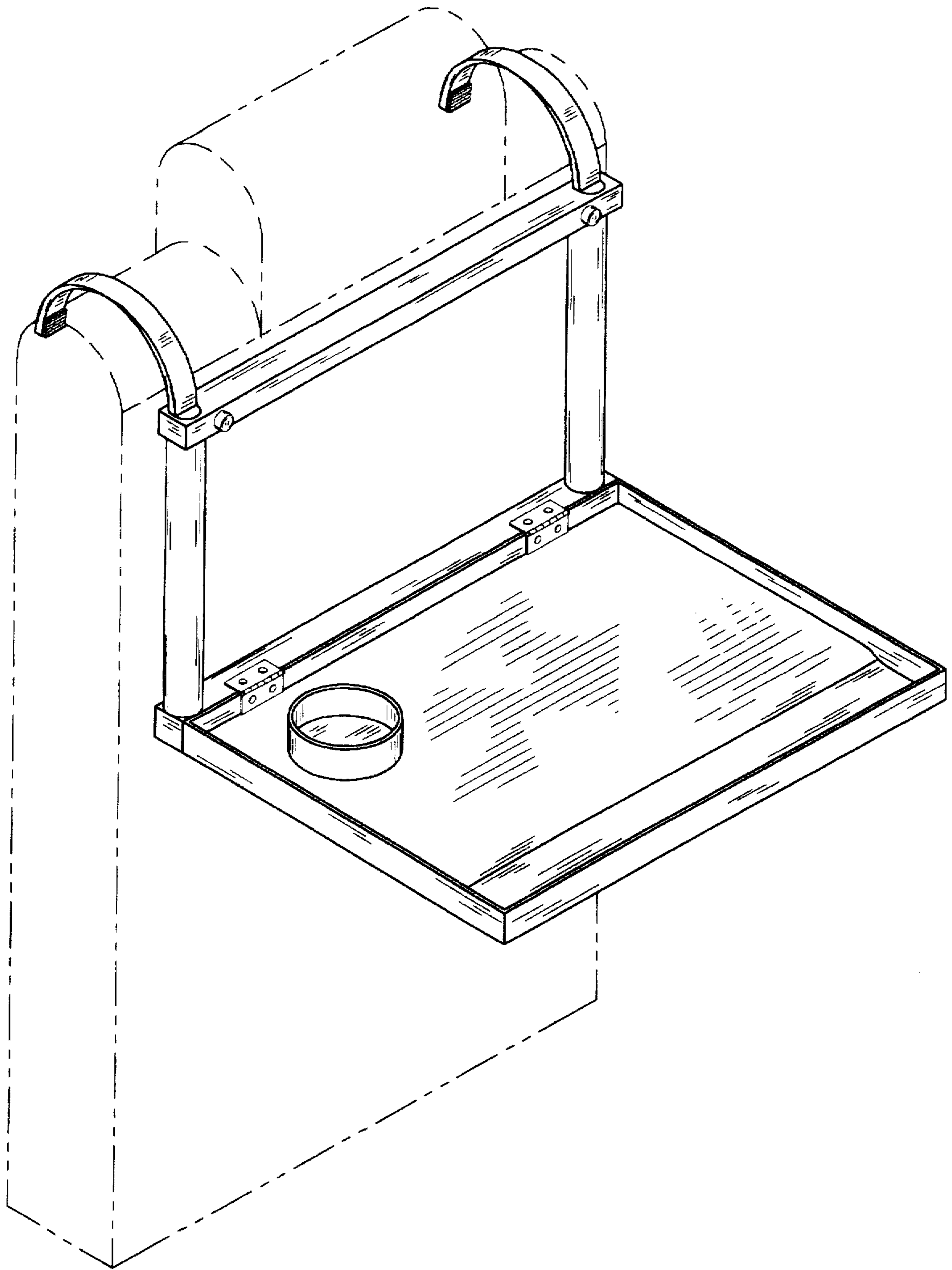


Fig. 7