

US00D393239S

United States Patent [19]
Schmid

[11] **Patent Number:** **Des. 393,239**
[45] **Date of Patent:** ****Apr. 7, 1998**

[54] **WHEEL**
[75] **Inventor:** **Ralf Schmid**, Schwetzingen, Germany
[73] **Assignee:** **Rial-Leichtmetallfelgen GmbH**,
Fussgonheim, Germany
[**] **Term:** **14 Years**

[21] **Appl. No.:** **60,348**
[22] **Filed:** **Sep. 26, 1996**

[30] **Foreign Application Priority Data**
Mar. 26, 1996 [DE] Germany M9602764.09

[51] **LOC (6) Cl.** **12-16**
[52] **U.S. Cl.** **D12/209**
[58] **Field of Search** **D12/204-213;**
301/64.1, 65, 37.1

[56] **References Cited**

U.S. PATENT DOCUMENTS

D. 84,321 6/1931 Beutke et al. D12/211
D. 88,510 12/1932 Eksergian et al. D12/211

D. 339,561 9/1993 Maiworm et al. D12/211
D. 344,924 3/1994 Braungart et al. D12/211

OTHER PUBLICATIONS

Custom Wheel & Tire Style Guide, p. 19, See "E/3". 1994.
Ultra Custom Wheel Brochure, See "Type 70". 1995.
Boyd's Wheels Brochure, See "302 Turbine 8". Aug. 1996.

Primary Examiner—James Gandy
Assistant Examiner—Stacia Sinuik
Attorney, Agent, or Firm—Anderson, Kill & Olick, P.C.

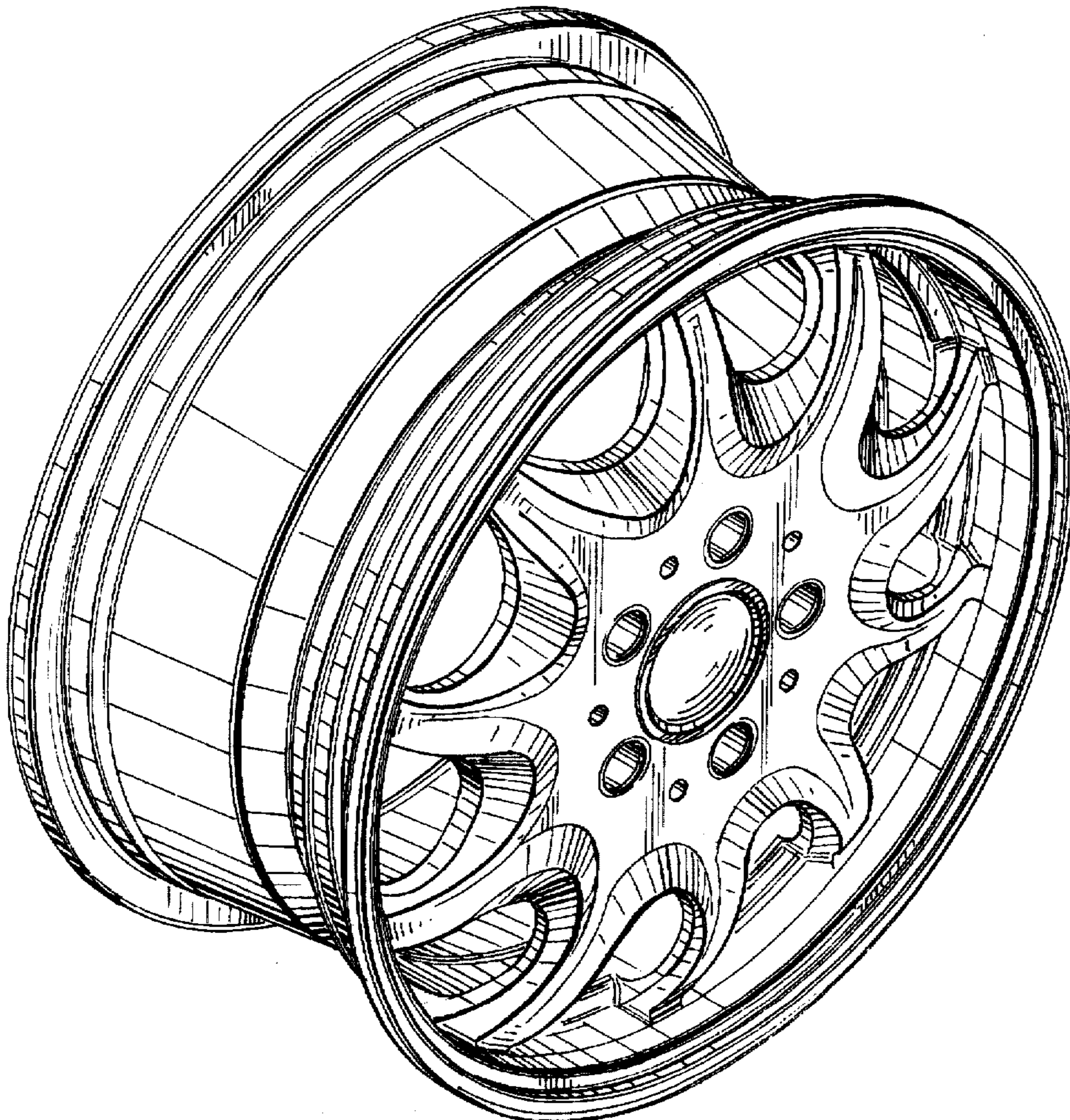
[57] **CLAIM**

The ornamental design for a wheel, as shown and described.

DESCRIPTION

FIG. 1 is a perspective view of a wheel showing my new design;
FIG. 2 is a side view of the wheel shown in FIG. 1;
FIG. 3 is a front view of the wheel shown in FIG. 1;
FIG. 4 is a rear view of the wheel shown in FIG. 1; and,
FIG. 5 is a cross-sectional view along line 5—5 in FIG. 3.

1 Claim, 3 Drawing Sheets



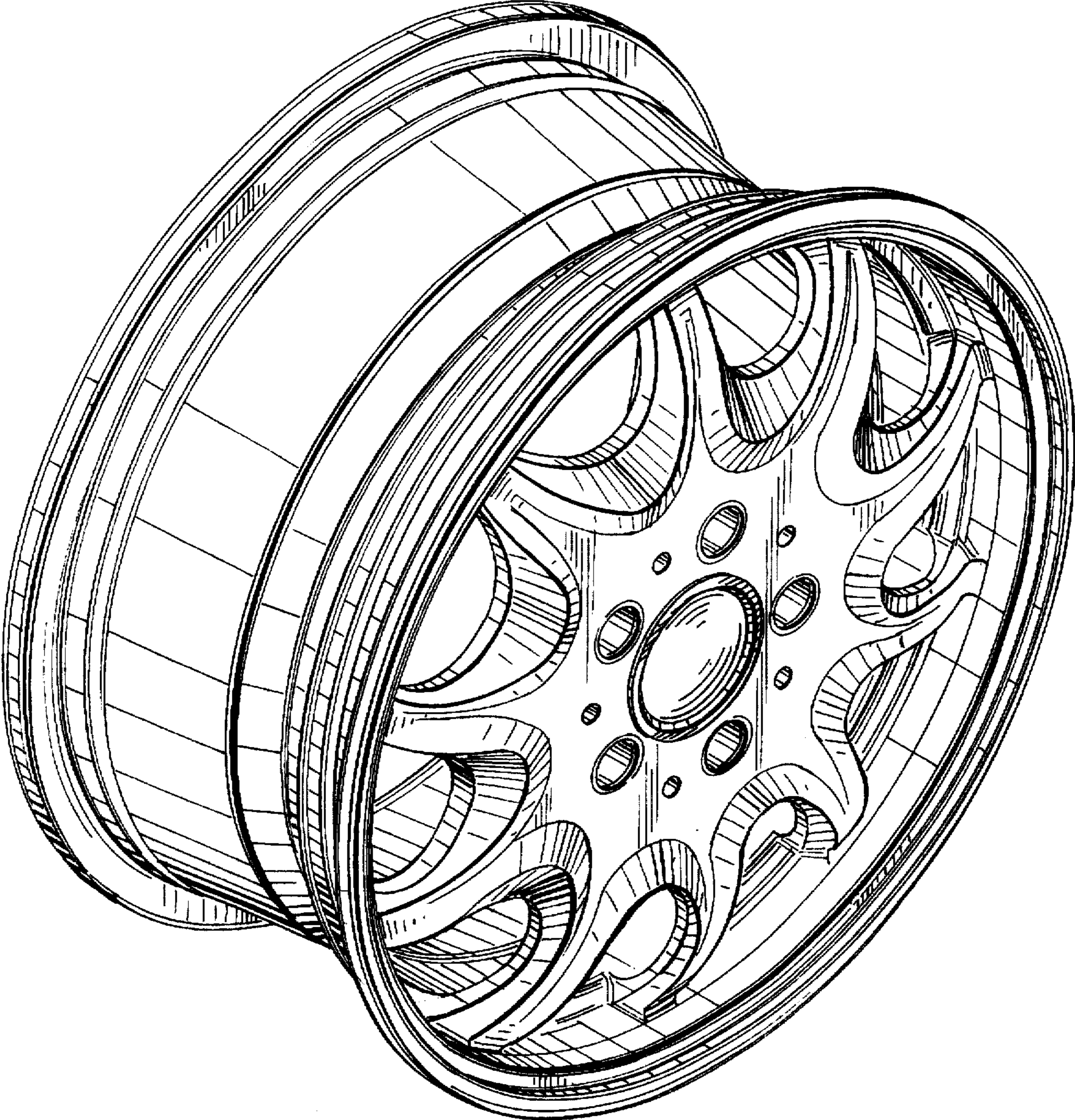


FIG.1

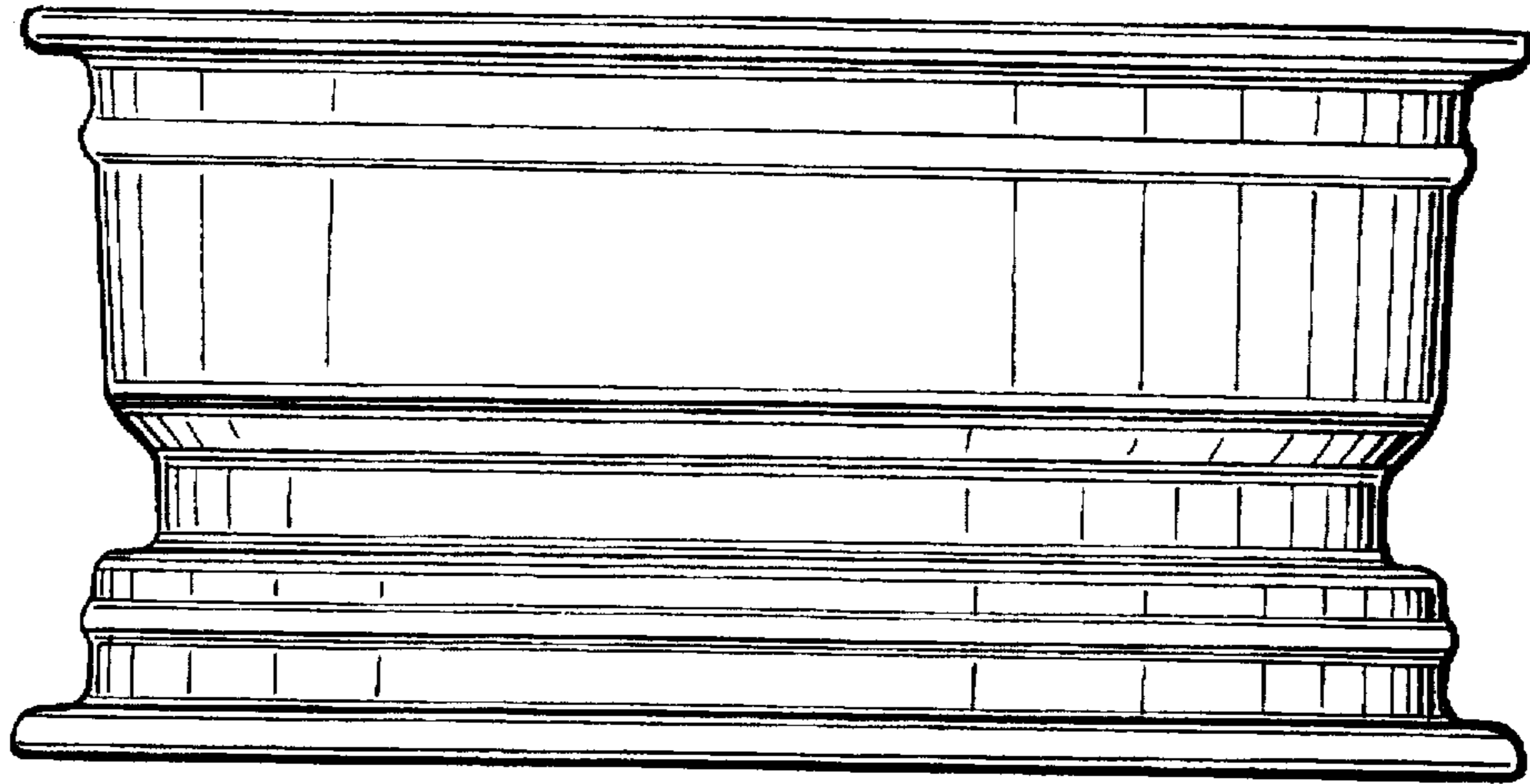


FIG. 2




FIG. 3




FIG. 4

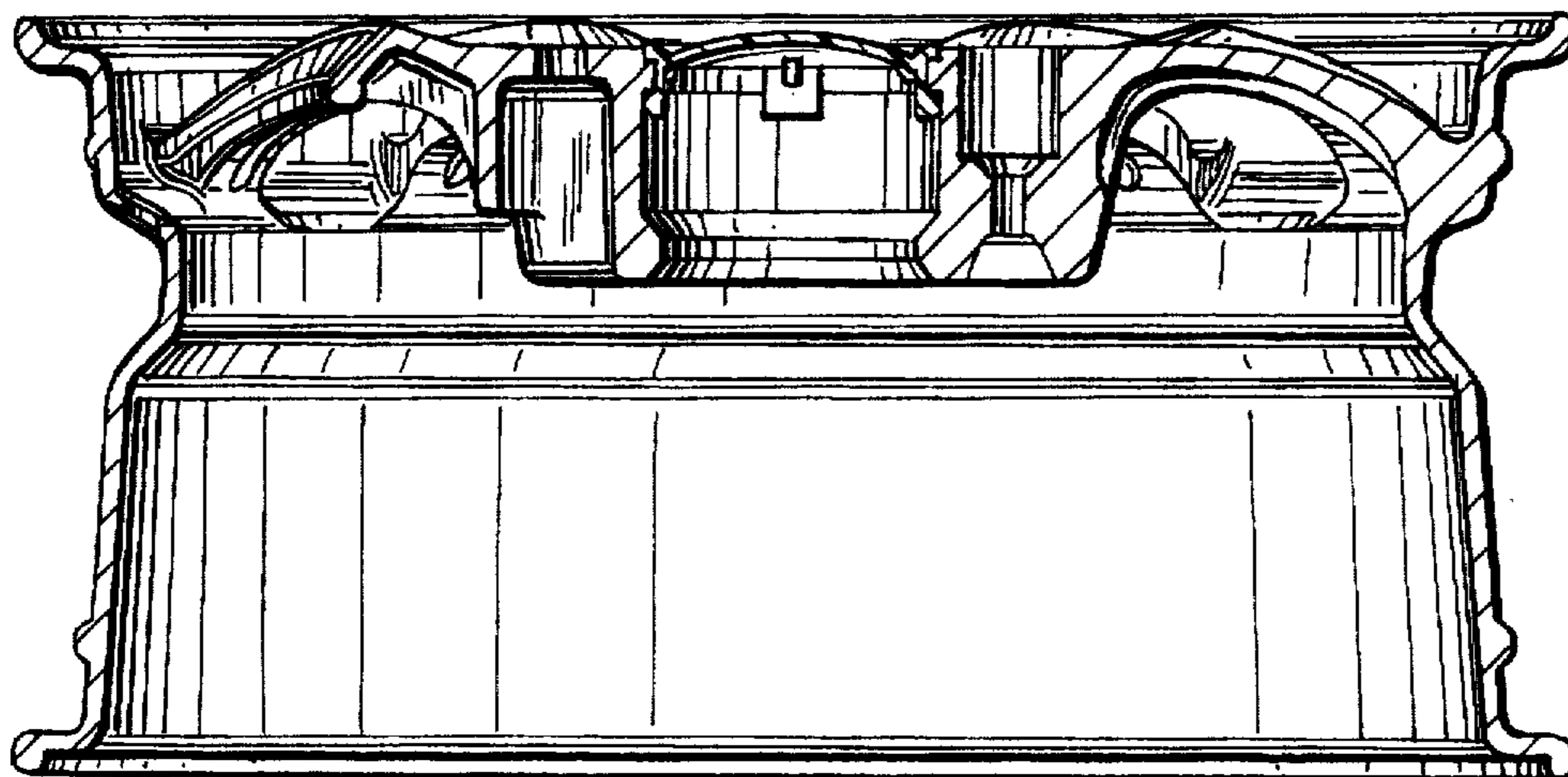


FIG. 5