



US00D393238S

United States Patent [19]
Kraines

[11] **Patent Number:** **Des. 393,238**
[45] **Date of Patent:** ****Apr. 7, 1998**

[54] **VEHICLE FLOOR MAT**

3,577,581 5/1971 Stata 296/97.23
4,420,180 12/1983 Dupont et al. 15/215

[75] **Inventor:** **Steven D. Kraines, Beverly Hills, Calif.**

OTHER PUBLICATIONS

[73] **Assignee:** **Kraco Enterprises, Inc., Compton, Calif.**

Superior Rubber Products Advertisement, Housewares Review Magazine, Dec. 5, 1960, p. 16.

[**] **Term:** **14 Years**

Primary Examiner—James Gandy
Assistant Examiner—Robert M. Spear
Attorney, Agent, or Firm—Wood, Herron & Evans

[21] **Appl. No.:** **67,706**

[57] **CLAIM**

[22] **Filed:** **Mar. 7, 1997**

The ornamental design for a vehicle floor mat, as shown and described.

[51] **LOC (6) Cl.** **12-16**

[52] **U.S. Cl.** **D12/203**

[58] **Field of Search** **D12/203, 400;**
D6/582, 592; 15/215; 280/163, 164.1, 169;
296/97.23

DESCRIPTION

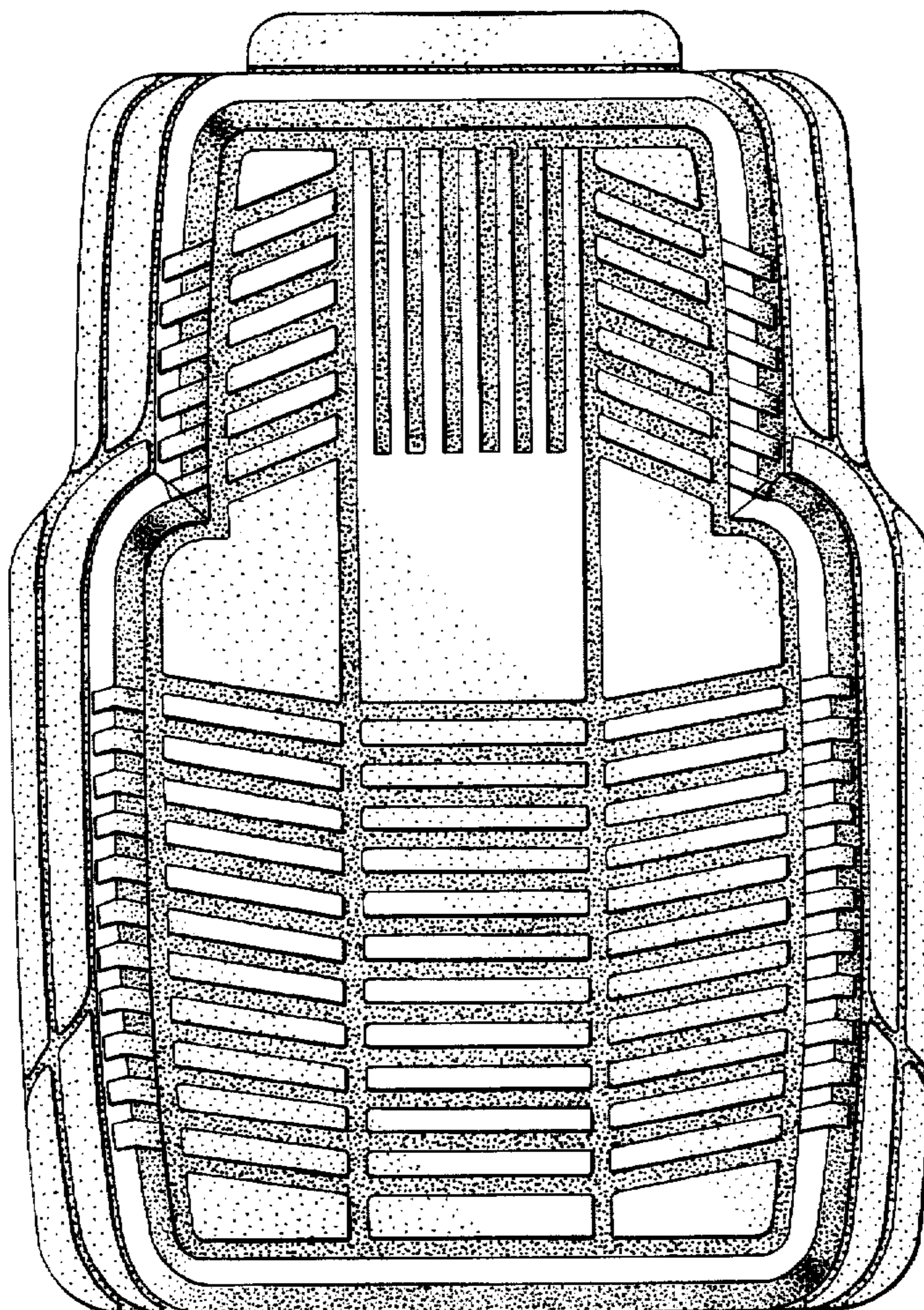
[56] **References Cited**

U.S. PATENT DOCUMENTS

D. 91,960 4/1934 Netzel et al. D12/203
D. 313,789 1/1991 Thundercloud D12/203
1,457,152 5/1923 Disch et al. 280/169
3,424,265 1/1969 Stata 296/97.23
3,526,016 9/1970 Stata D12/203 X

FIG. 1 is a top plan view of my ornamental design for a vehicle floor mat;
FIG. 2 is a right side elevational view thereof, with the left side being a mirror image thereof;
FIG. 3 is a rear elevational view thereof;
FIG. 4 is a front elevational view thereof; and,
FIG. 5 is a bottom plan view thereof, shown at a reduced scale.

1 Claim, 2 Drawing Sheets



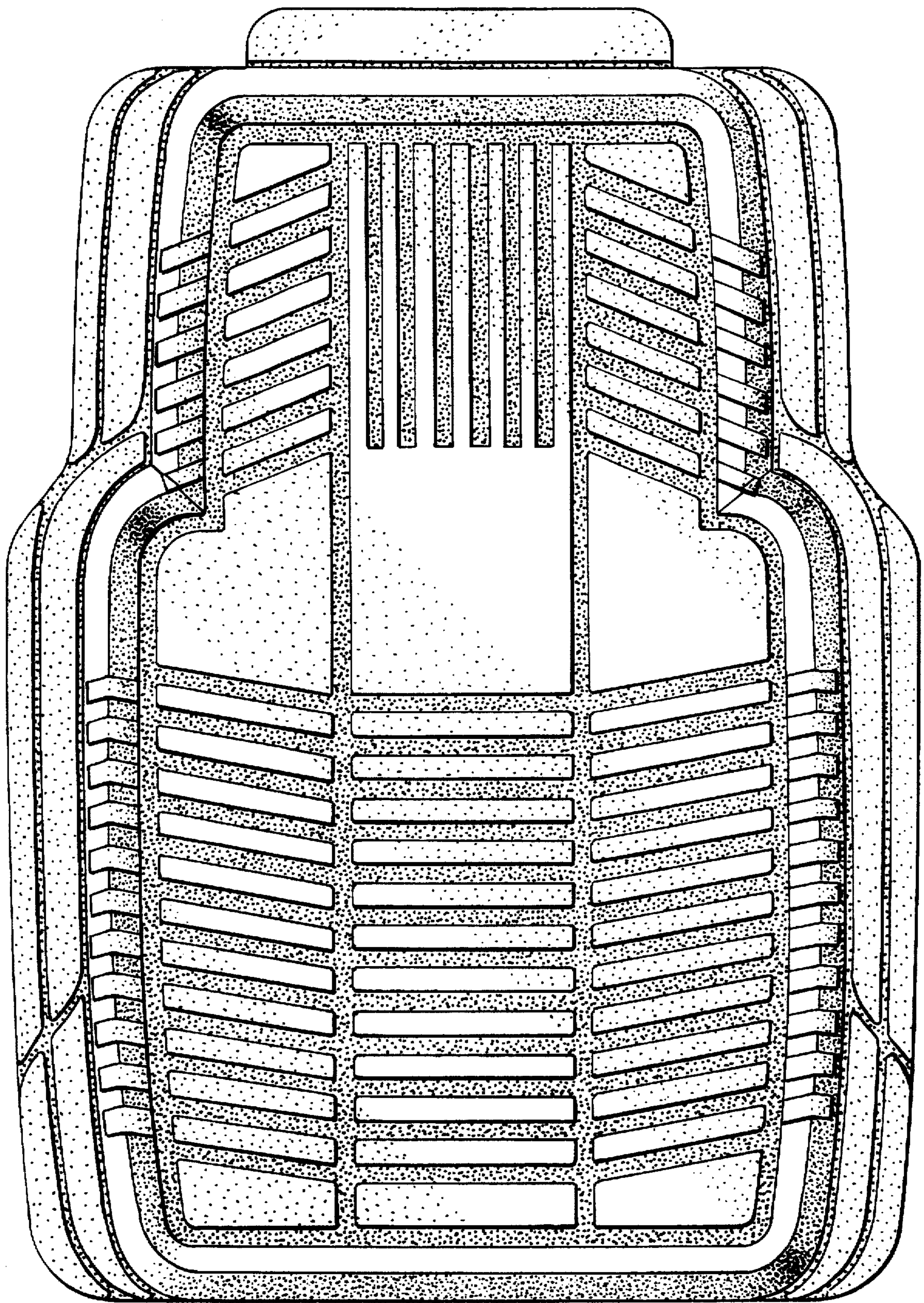


FIG. 1

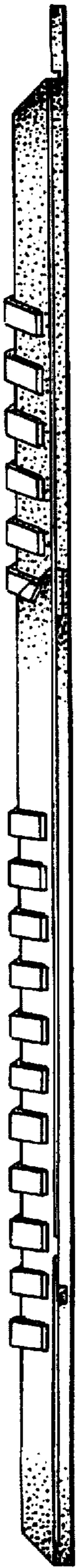


FIG. 2




FIG. 3




FIG. 4




FIG. 5