



US00D393232S

# United States Patent [19]

Weder et al.

[11] Patent Number: Des. 393,232

[45] Date of Patent: \*\*\*Apr. 7, 1998

[54] **FLOWER POT COVER**

[75] Inventors: **Donald E. Weder; Joseph G. Straeter,**  
both of Highland, Ill.

[73] Assignee: **Southpac Trust International, Inc.**

[\*] Notice: The portion of the term of this patent  
subsequent to Sep. 9, 2011, has been  
disclaimed.

[\*\*] Term: **14 Years**

[21] Appl. No.: **50,567**

[22] Filed: **Jan. 24, 1996**

D. 317,583	6/1991	Weder et al.	.....	D11/164
D. 318,030	7/1991	Weder et al.	.....	D11/164
D. 327,234	6/1992	Vaughn	.....	D11/143
D. 366,227	1/1996	Weder et al.	.....	D11/164
D. 368,873	4/1996	Weder et al.	.....	D11/164
D. 368,874	4/1996	Weder et al.	.....	D11/164
D. 369,323	4/1996	Weder et al.	.....	D11/164
D. 369,326	4/1996	Weder et al.	.....	D11/164
D. 369,761	5/1996	Weder et al.	.....	D11/164
D. 370,870	6/1996	Weder et al.	.....	D11/164
1,065,486	6/1913	Washburn	.	
2,054,934	9/1936	Graffenberger	.....	229/21
2,102,510	12/1937	Cecil 2D	.....	229/52
2,355,559	8/1944	Renner	.....	229/8
4,043,077	8/1977	Stonehocker	.....	47/66
5,127,817	7/1992	Weder et al.	.....	425/383

### Related U.S. Application Data

[60] Division of Ser. No. 3,434, Jan. 6, 1993, Pat. No. Des. 368,873, which is a continuation-in-part of Ser. No. 807,904, Dec. 16, 1991, Pat. No. Des. 366,227, which is a continuation-in-part of Ser. No. 710,272, Jun. 4, 1991, Pat. No. Des. 365,302, which is a continuation-in-part of Ser. No. 617,454, Nov. 21, 1990, Ser. No. 411,249, Sep. 22, 1989, Pat. No. Des. 358,113, Ser. No. 411,247, Sep. 22, 1989, abandoned, and Ser. No. 411,245, Sep. 22, 1989, abandoned.

[51] **LOC (6) Cl.** ..... **11-02**

[52] **U.S. Cl.** ..... **D11/164**

[58] **Field of Search** ..... **D11/143, 149,**  
**D11/152-156, 164, 89, 90; 47/66, 72; 206/423;**  
**215/100.5; 229/1.5 R, 1.5 B, 4.5, 108, 108.1,**  
**110, 87.01, 922, 930, 186, 189; 428/27,**  
**35.1, 24, 542.6; 338/122; D9/346, 428-431;**  
**D27/102, 133; D26/128-136; D19/96; D7/540,**  
**584, 586, 587, 354**

### [56] References Cited

#### U.S. PATENT DOCUMENTS

D. 51,108	8/1917	Fulper	.	
D. 147,720	10/1947	Dean	.....	D85/2
D. 159,946	9/1950	Bartley	.....	D85/2
D. 292,182	10/1987	Weder et al.	.....	D11/164
D. 292,562	11/1987	Weder et al.	.....	D11/164
D. 293,224	12/1987	Weder et al.	.....	D11/164
D. 293,775	1/1988	Weder et al.	.....	D11/164
D. 316,060	4/1991	Weder et al.	.....	D11/164

### FOREIGN PATENT DOCUMENTS

103316	3/1938	Australia	.....	229/922
5042958	2/1993	Japan	.....	229/87.01

### OTHER PUBLICATIONS

Exhibit A—"The Simple Solution For Those Peak Volume Periods", a brochure (4 pages), published by Highland Supply Corporation, 1111 Sixth St., Highland, Illinois 62249, ©1989.

Exhibit B—Haeger Potteries Inc., Nov. 1955, p. 9, Item R1400-C-6", Fluted Bowl.

Exhibit C—L'Architecture D'Aujourd'hui, Apr. 1984, p. 104, Flor Article 2nd from top.

*Primary Examiner*—Jeffrey Asch  
*Attorney, Agent, or Firm*—Dunlap & Coddling, P.C.

### [57] CLAIM

The ornamental design for a flower pot cover, as shown and described.

### DESCRIPTION

FIG. 1 is a perspective view of our new flower pot cover design;  
FIG. 2 is a side elevational view thereof;  
FIG. 3 is a top plan view thereof;  
FIG. 4 is a bottom plan view thereof;  
FIG. 5 is a side elevational view of the design of FIG. 1, the only difference being in the horizontal angle of the skirt;

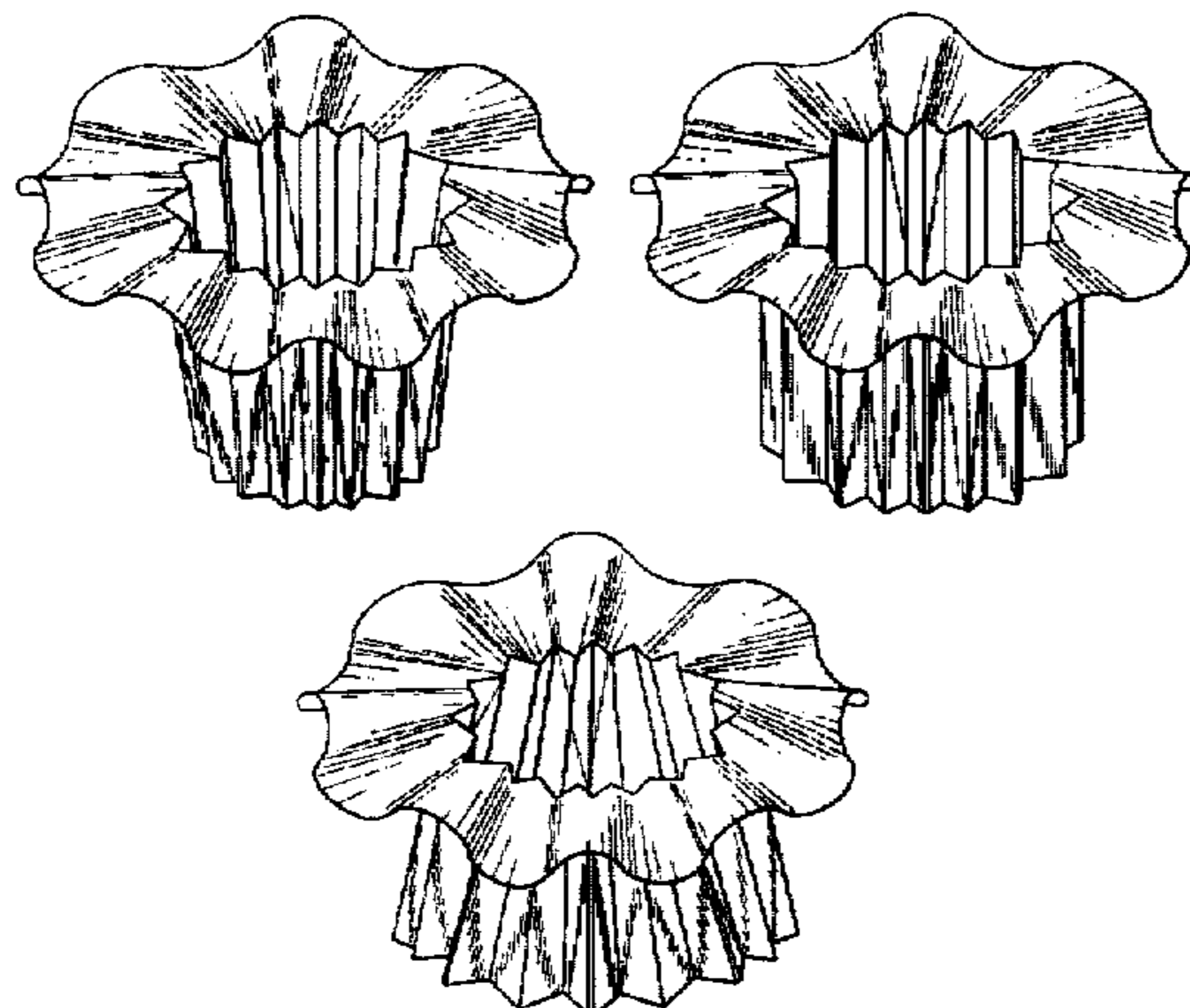


FIG. 6 is a side elevational view of the design of FIG. 1, the only difference being in the near vertical angle of the skirt;  
FIG. 7 is a side elevational view of the design of FIG. 1, the only difference being in the downward angle of the skirt;  
FIG. 8 is a perspective view of a second embodiment of our new flower pot cover design;  
FIG. 9 is a side elevational view thereof;  
FIG. 10 is a top plan view thereof;  
FIG. 11 is a bottom plan view thereof;  
FIG. 12 is a side elevational view of the design of FIG. 8, the only difference being in the horizontal angle of the skirt;  
FIG. 13 is a side elevational view of the design of FIG. 8, the only difference being in the near vertical angle of the skirt;  
FIG. 14 is a side elevational view of the design of FIG. 8, the only difference being in the downward angle of the skirt;

FIG. 15 is a perspective view of an third embodiment of our new flower pot cover design;  
FIG. 16 is a side elevational view thereof;  
FIG. 17 is a top plan view thereof;  
FIG. 18 is a bottom plan view thereof;  
FIG. 19 is a side elevational view of the design of FIG. 15, the only difference being in the horizontal angle of the skirt;  
FIG. 20 is a side elevational view of the design of FIG. 15, the only difference being in the near vertical angle of the skirt; and,  
FIG. 21 is a side elevational view of the design of FIG. 15, the only difference being in the downward angle of the skirt.  
The flower pot cover has no substantial thickness.

**1 Claim, 4 Drawing Sheets**

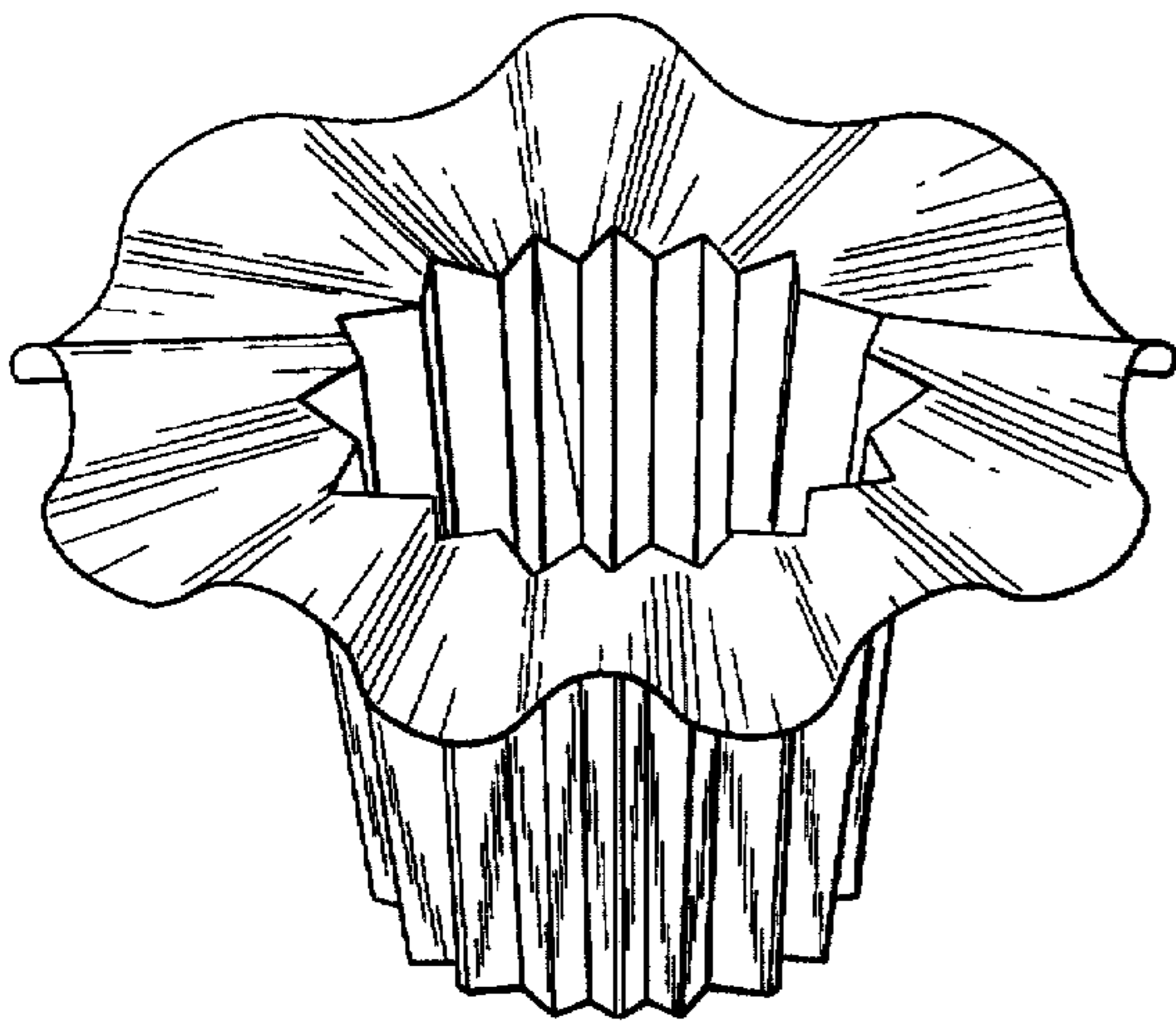


FIG. 1




FIG. 2




FIG. 3




FIG. 4




FIG. 5

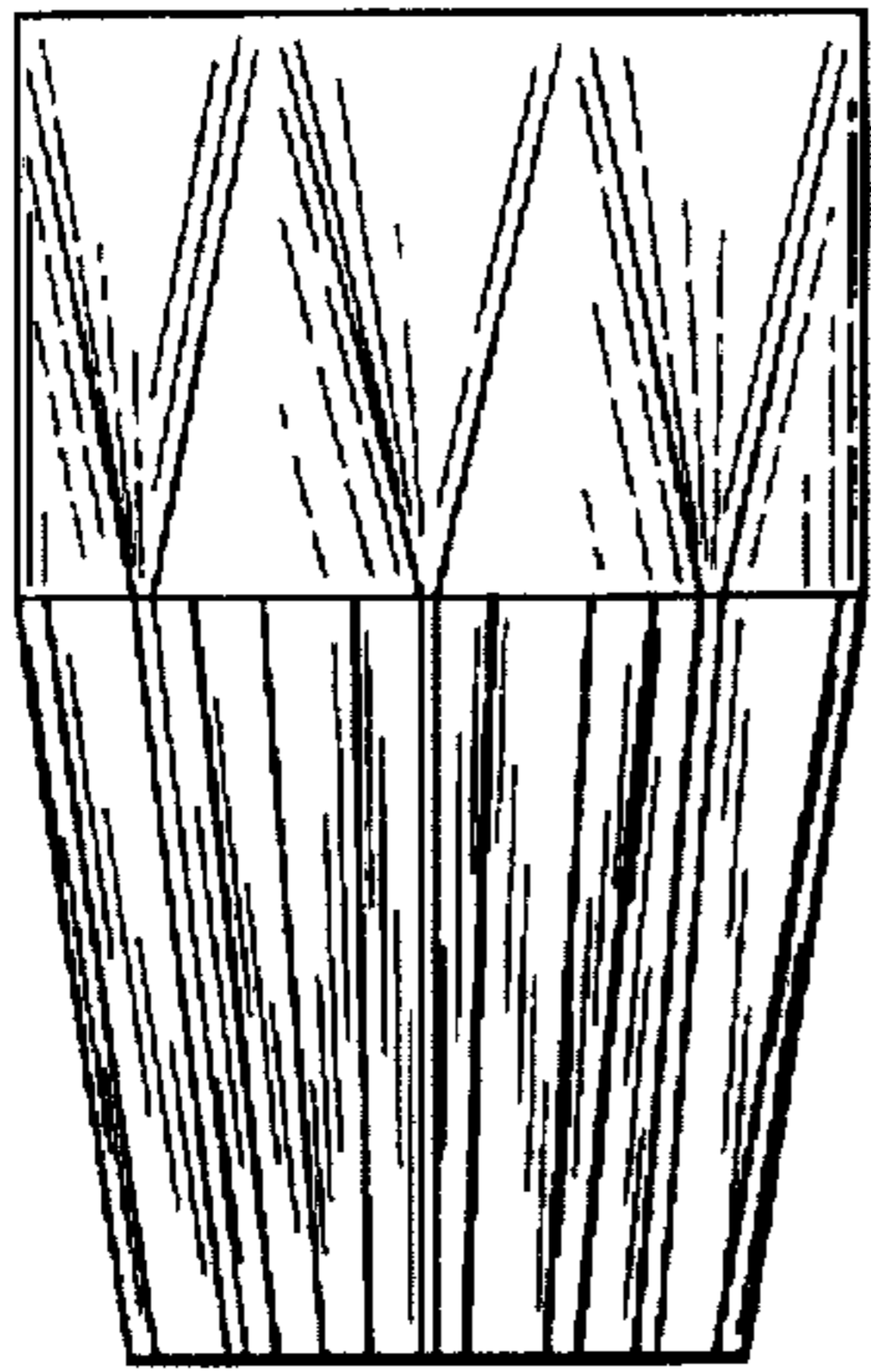


FIG. 1

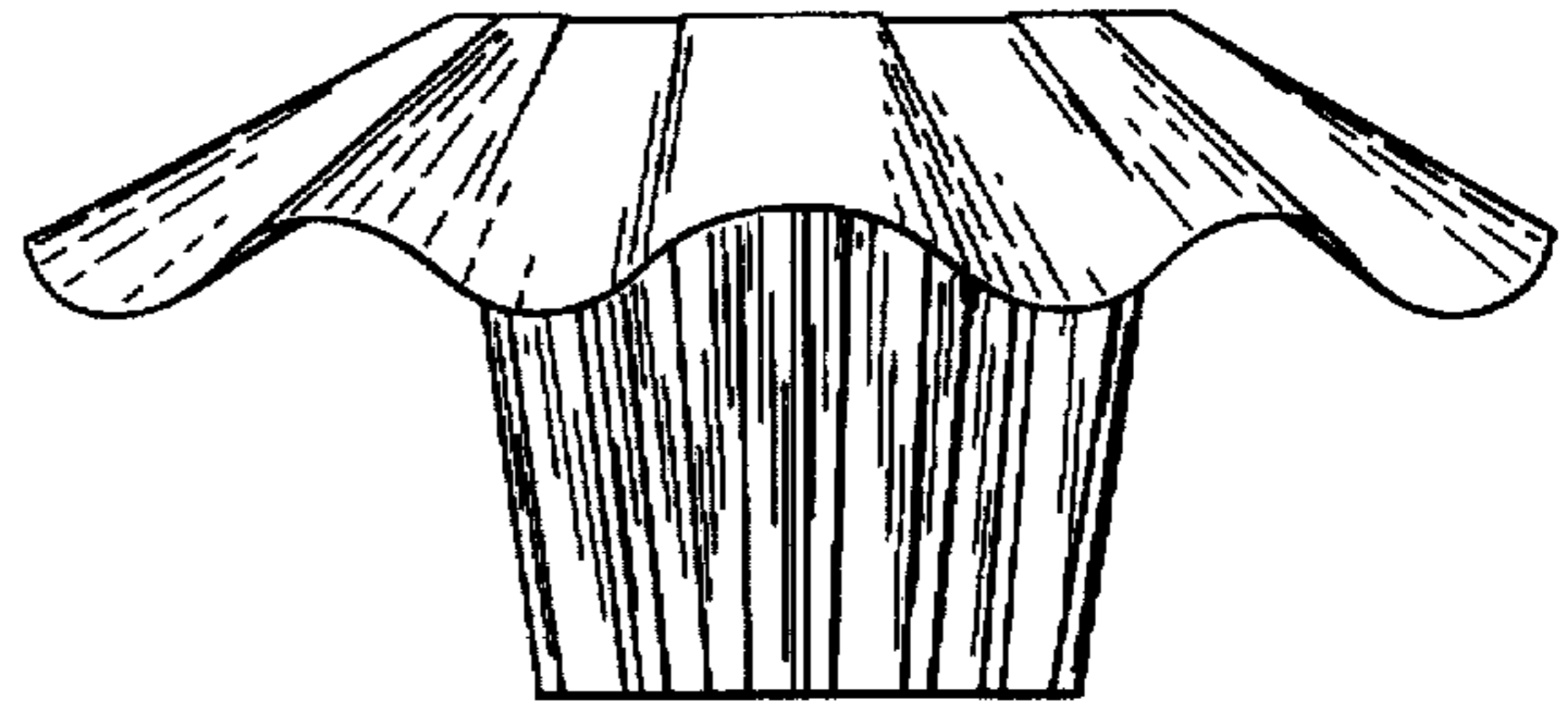


FIG. 2




FIG. 3

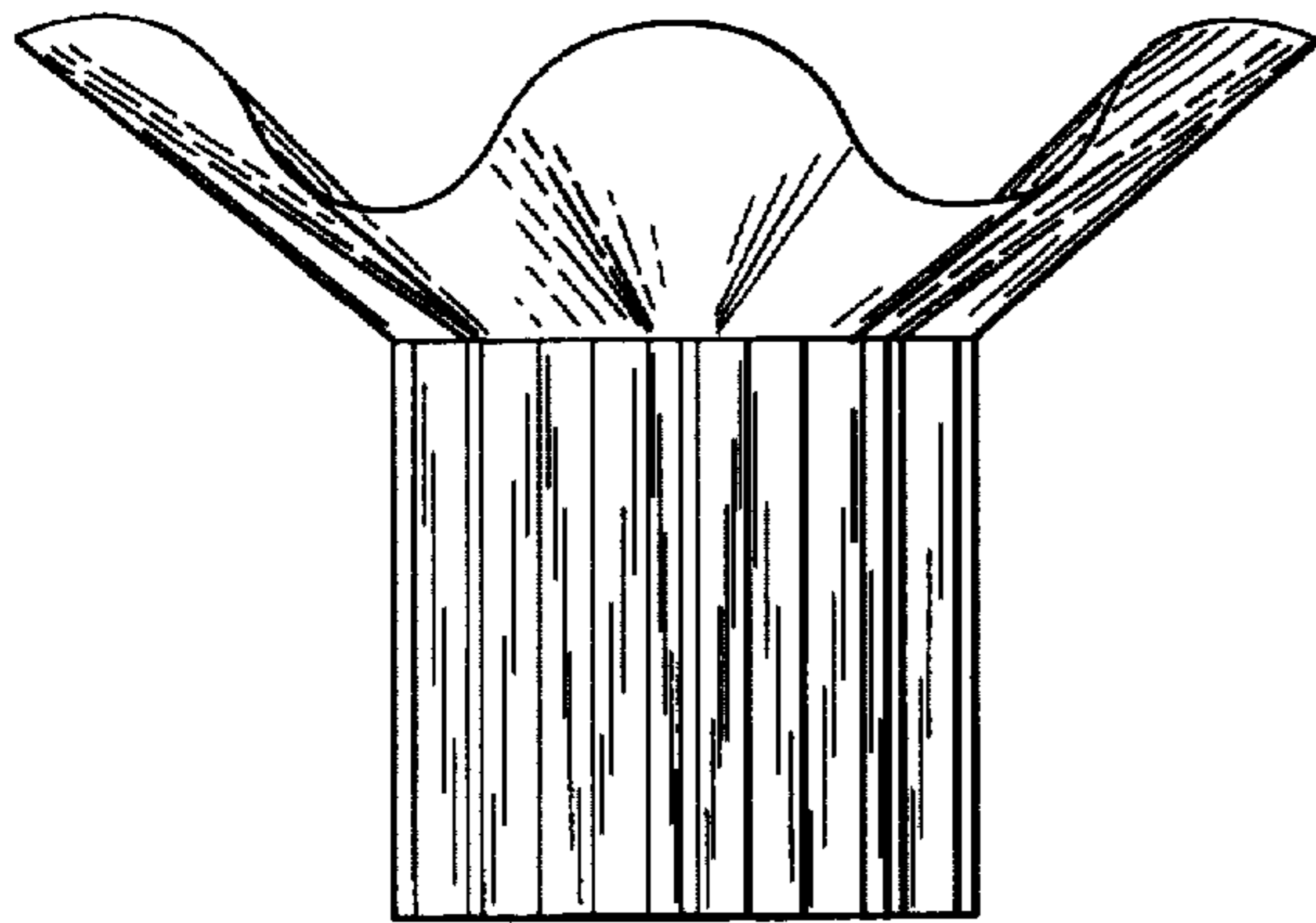


FIG. 4




FIG. 5




FIG. 11

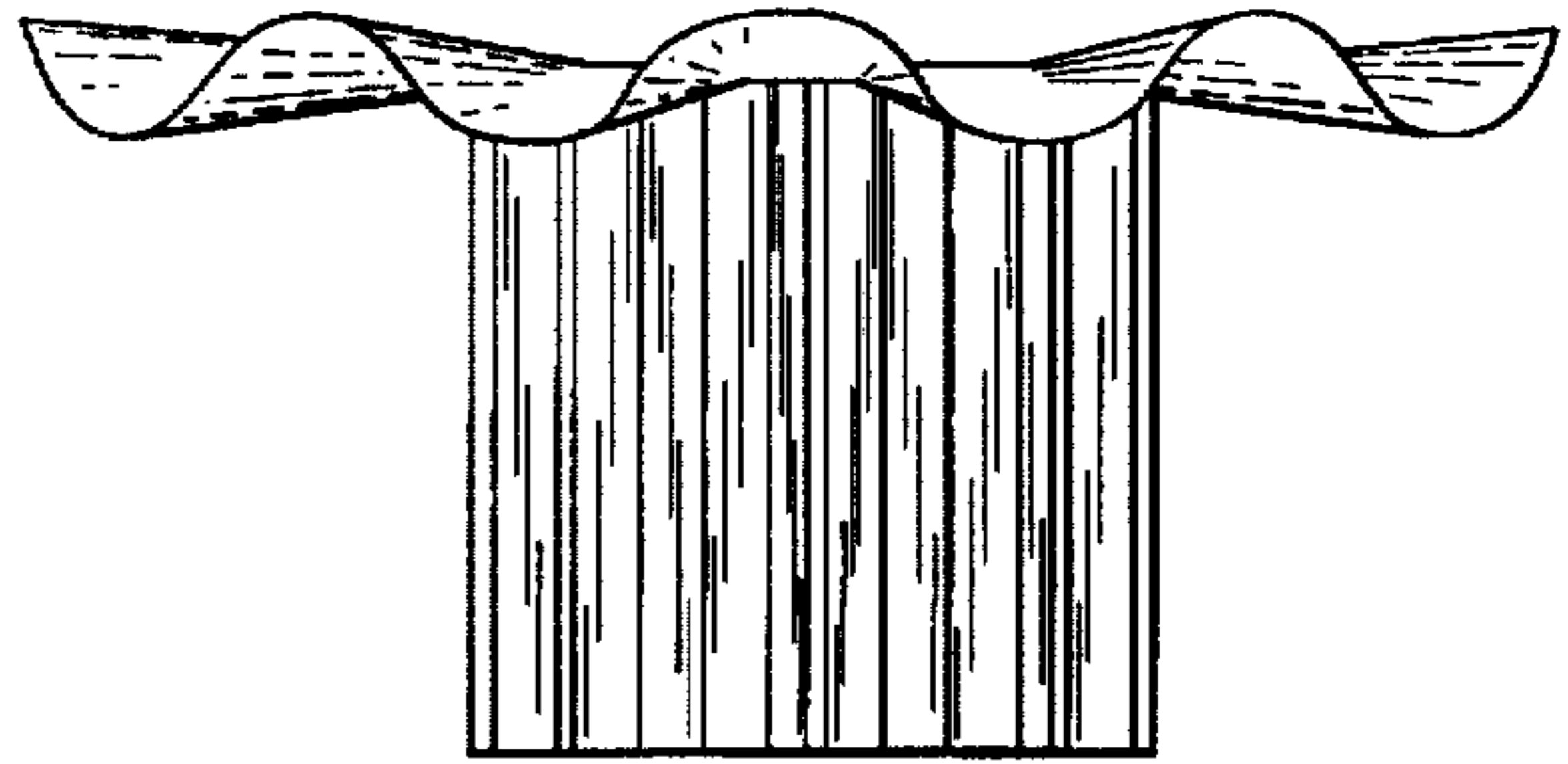


FIG. 12

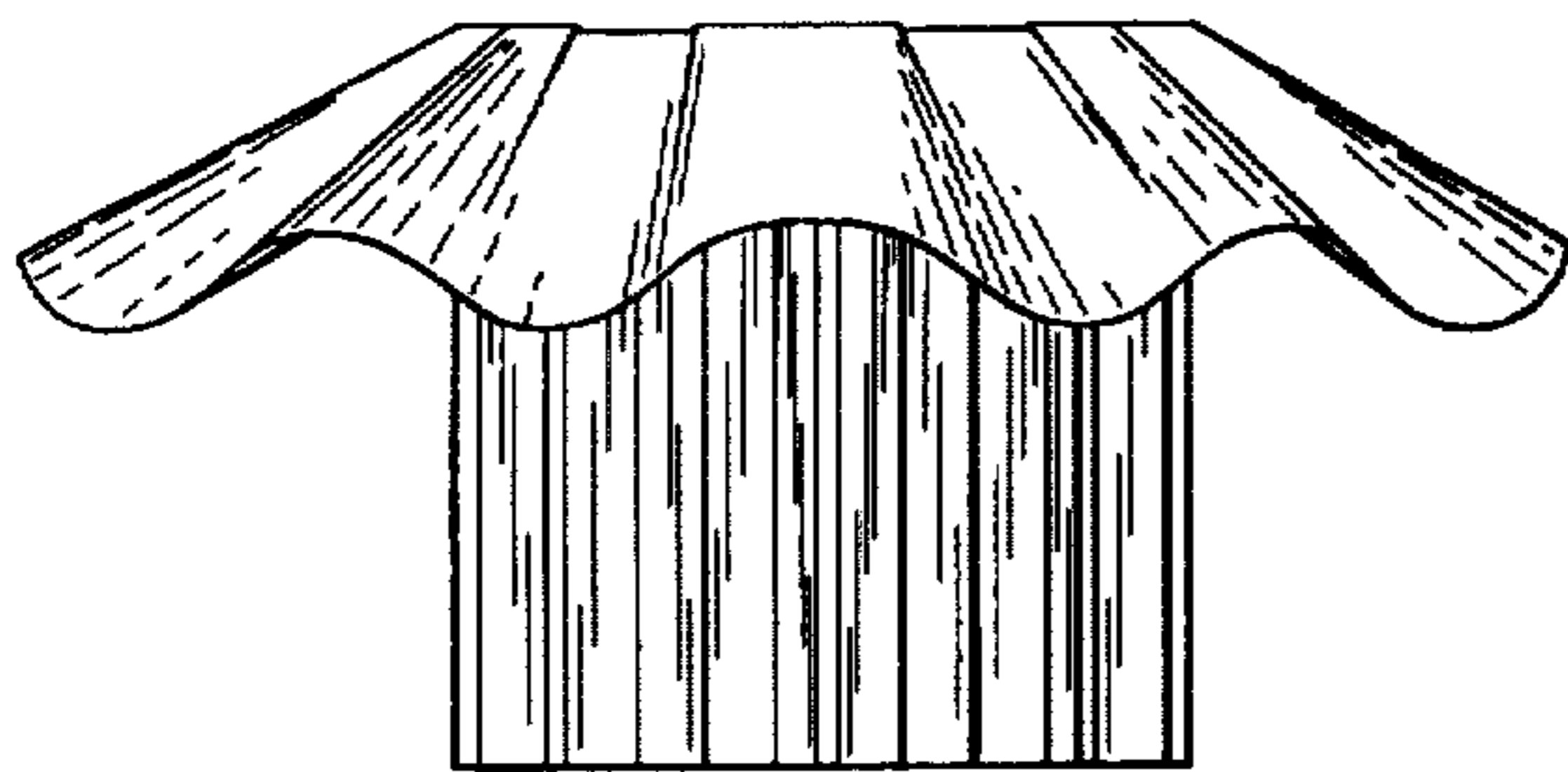


FIG. 14




FIG. 13




FIG. 15

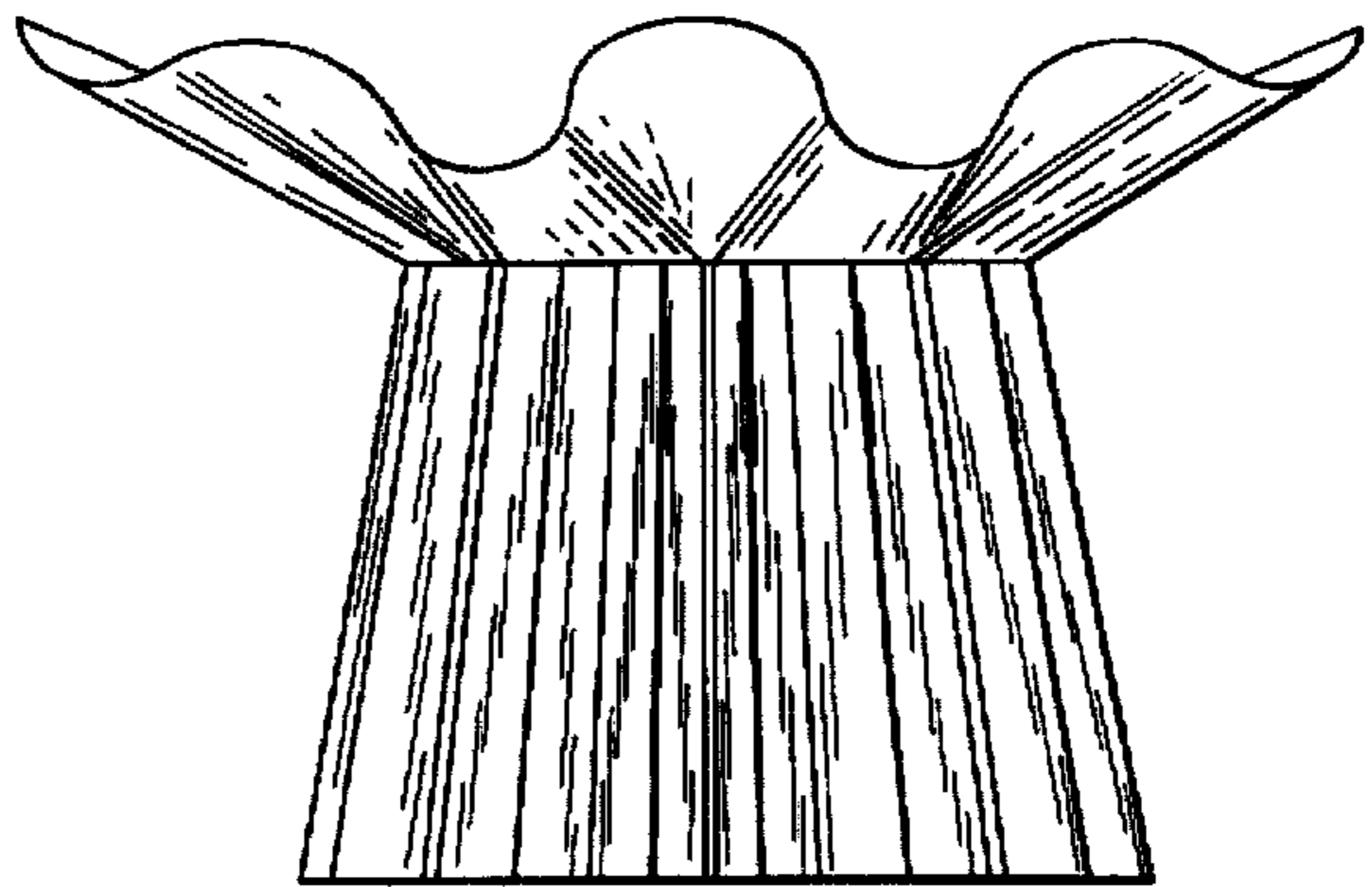


FIG. 16




FIG. 17

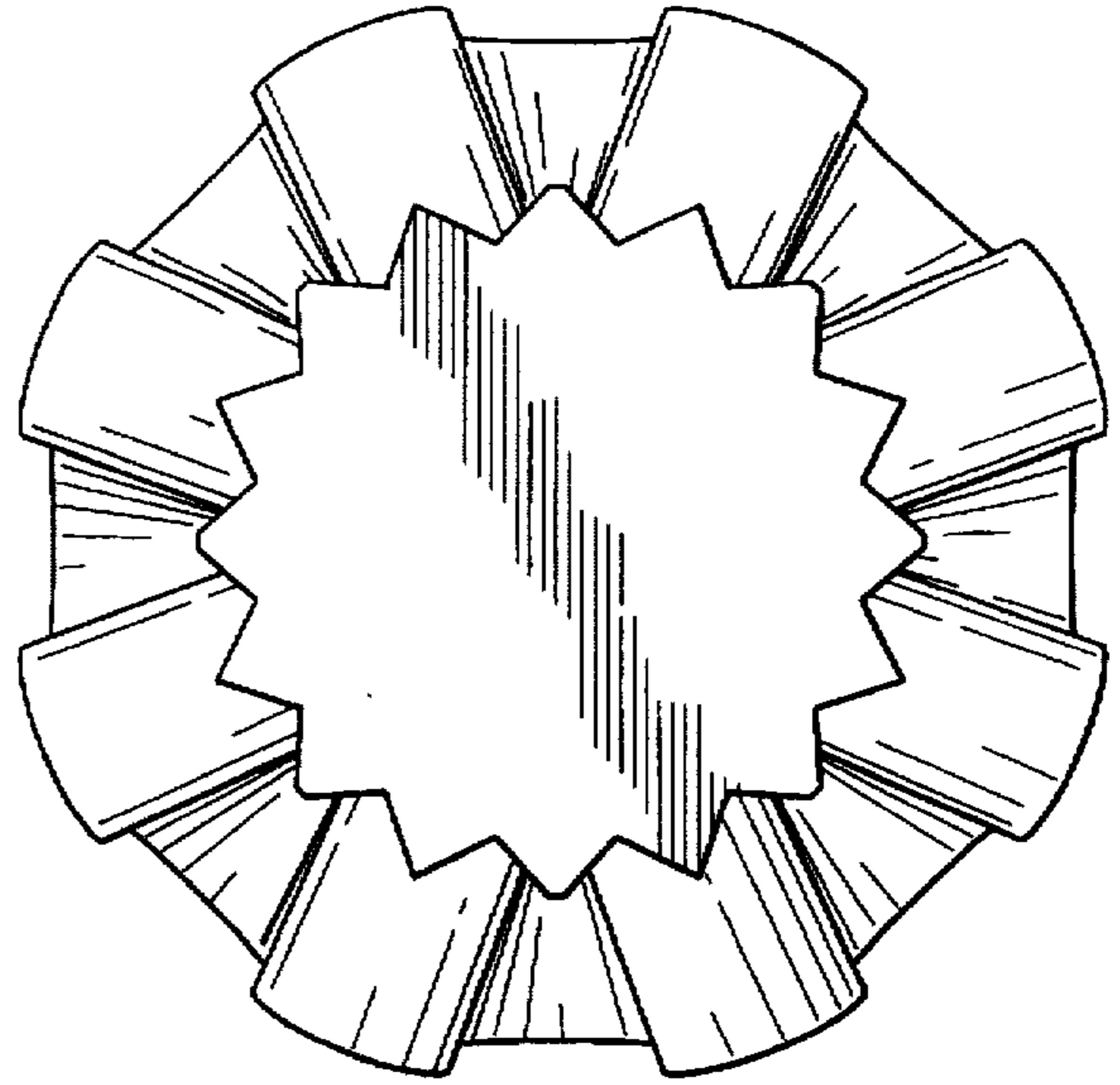


FIG. 18




FIG. 19

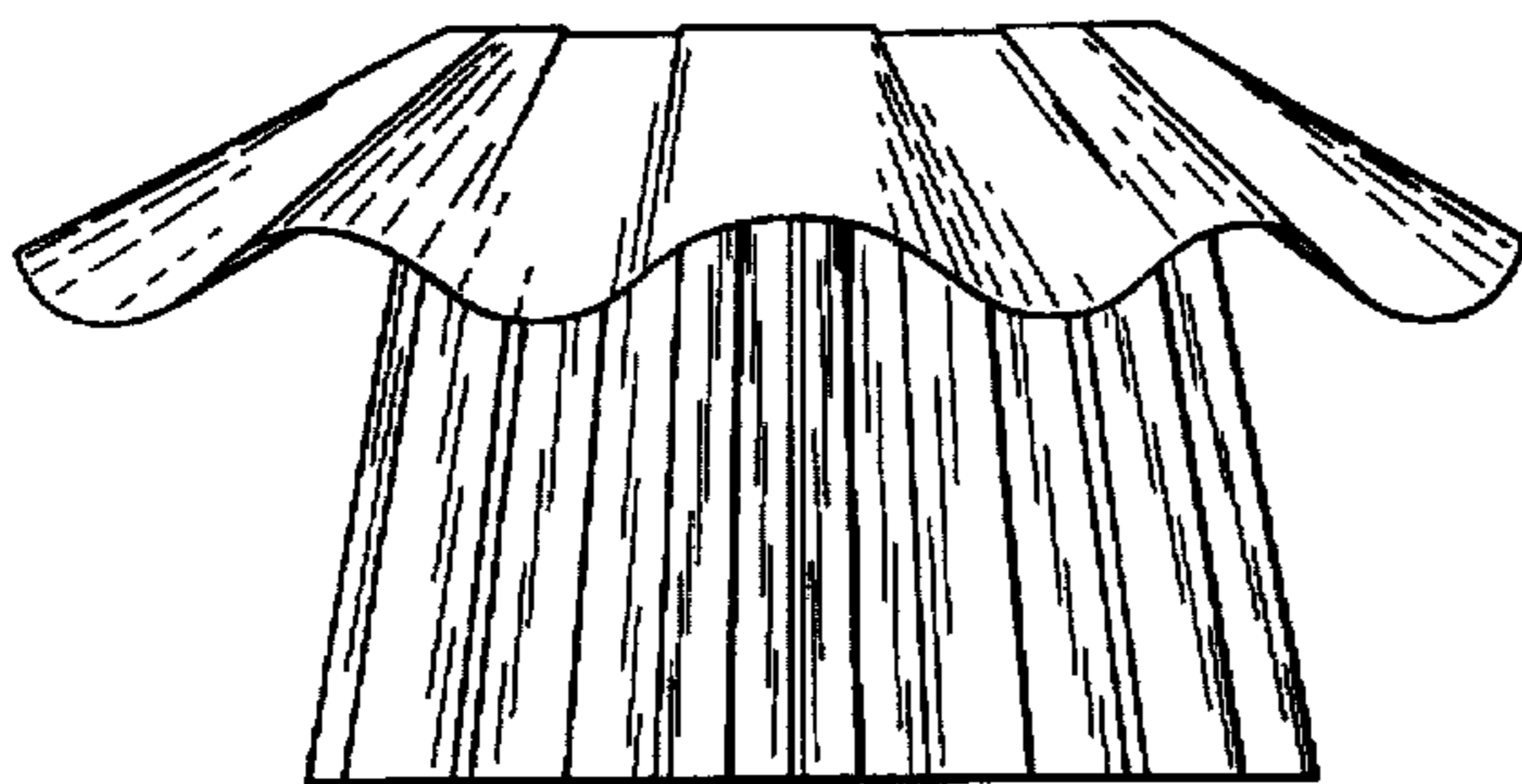


FIG. 21

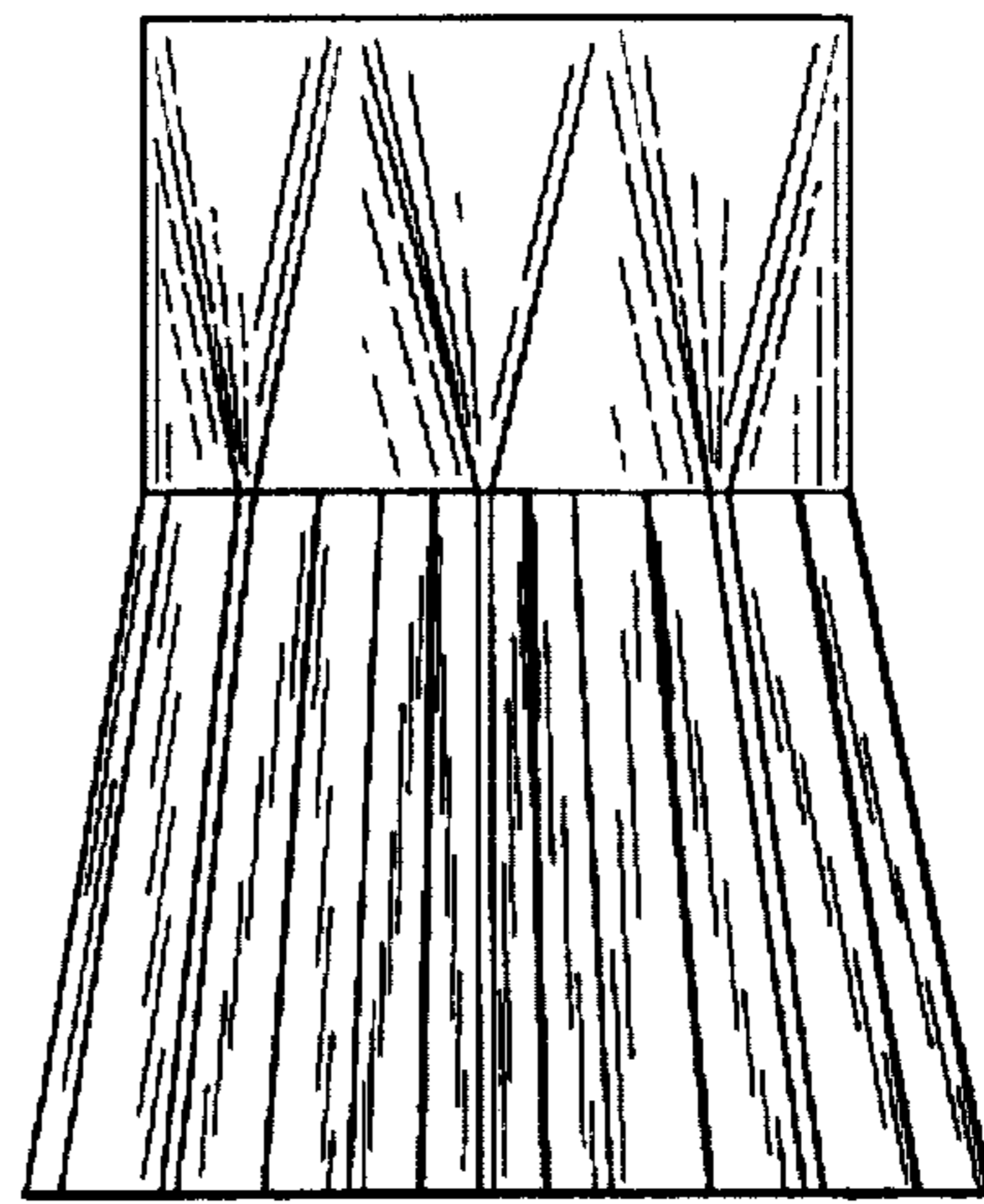


FIG. 20