



US00D393231S

United States Patent [19]

[11] Patent Number: **Des. 393,231**

Bueza

[45] Date of Patent: ****Apr. 7, 1998**

[54] **FOIL WRAPPED CANDY ORNAMENT**

[76] Inventor: **Bernard M. Bueza**, 1210 E. 213 St.,
Carson, Calif. 90745

[**] Term: **14 Years**

[21] Appl. No.: **77,222**

[22] Filed: **Sep. 29, 1997**

[51] LOC (6) Cl. **11-05**

[52] U.S. Cl. **D11/128; D1/108; D9/311**

[58] Field of Search **D1/106, 102, 103,
D1/104, 108; D9/307, 311; D21/169, 168;
D11/162, 160, 101, 137, 121, 128, 124;
446/387, 268, 385; 426/104; 428/7, 542.2**

[56] **References Cited**

U.S. PATENT DOCUMENTS

- D. 123,843 12/1940 Reich D11/128 X
- D. 230,161 1/1974 Fritsche D11/128
- D. 264,015 4/1982 Criveller D1/19
- D. 277,994 3/1985 Sekiyama D1/106
- D. 287,781 1/1987 Schmidt D1/115
- D. 312,058 11/1990 Vermillion D11/128
- D. 314,854 2/1991 Brown D1/106

- D. 315,294 3/1991 Young et al. D9/337
- D. 325,283 4/1992 Rogal D1/106
- D. 331,654 12/1992 Kesdekoglu D1/108
- D. 375,610 11/1996 Loring D1/112
- D. 382,508 8/1997 McDaniel D11/128
- 4,717,571 1/1988 Okonogi et al. 426/104

Primary Examiner—Pamela Burgess
Attorney, Agent, or Firm—David L. Volk


[57] **CLAIM**

The ornamental design for a foil wrapped candy ornament, as shown and described.

DESCRIPTION

FIG. 1 is a perspective view of a foil wrapped candy ornament showing my new design;
 FIG. 2 is a right side elevational view thereof, the opposite side being a mirror image;
 FIG. 3 is a front elevational view thereof;
 FIG. 4 is a rear elevational view thereof;
 FIG. 5 is a top plan view thereof; and,
 FIG. 6 is a bottom plan view thereof.
 The candy inside the foil is not part of the claimed design.

1 Claim, 3 Drawing Sheets






Fig. 1



Fig. 2




Fig. 3

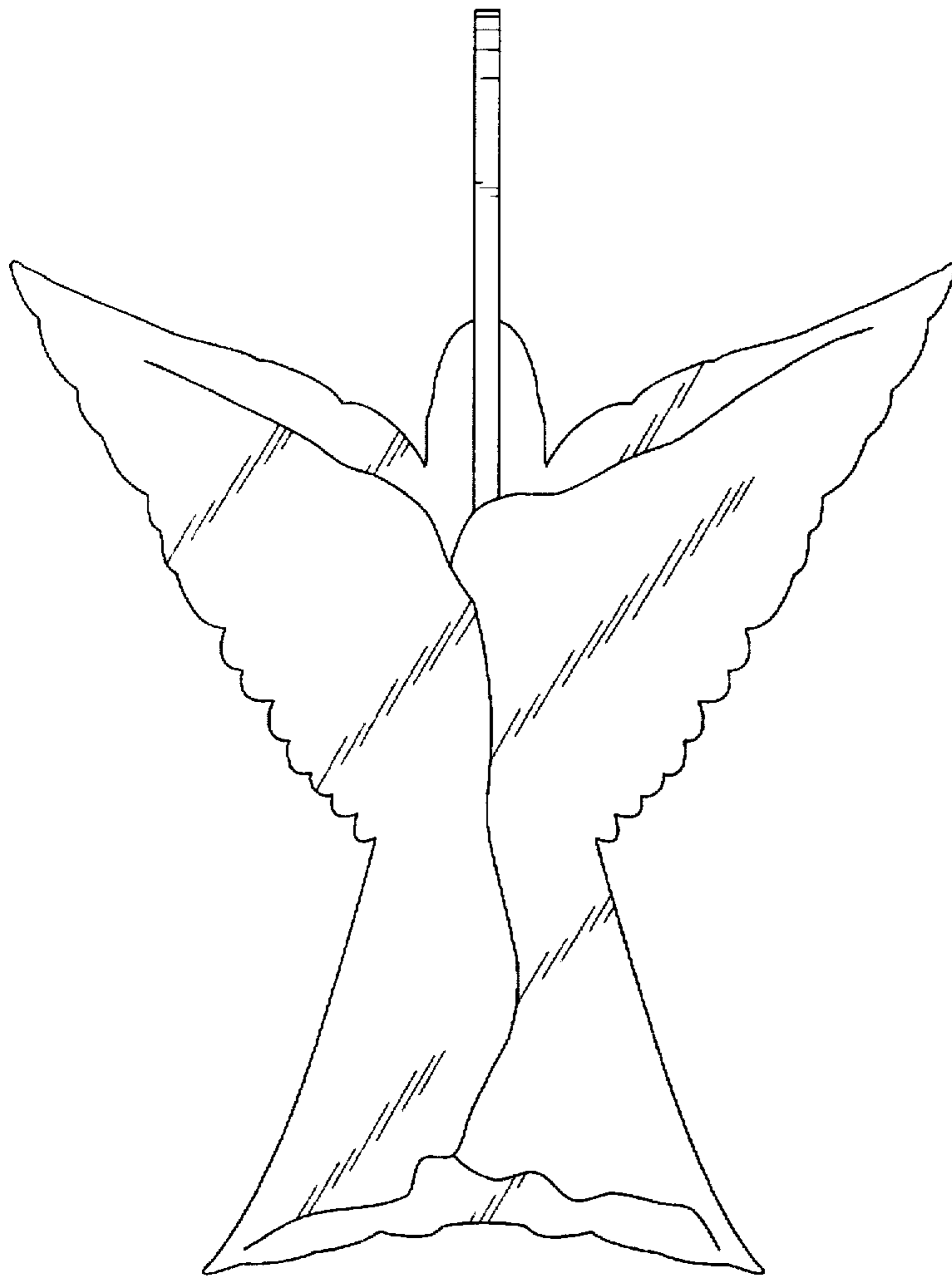


Fig. 4

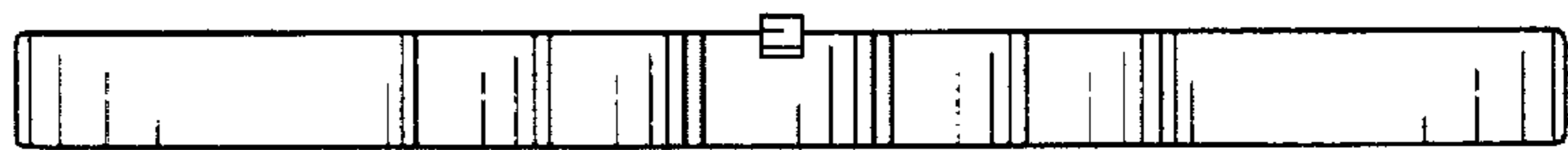


Fig. 5




Fig. 6