



US00D393220S

United States Patent [19]
Jursik

[11] **Patent Number:** **Des. 393,220**
[45] **Date of Patent:** ****Apr. 7, 1998**

[54] **MOWING LEVEL INDICATOR FOR LAWNS**

3,973,327 8/1976 Cardinale .
5,450,678 9/1995 Check .

[76] **Inventor:** **Paul Jursik**, 4912 Arden Ave.,
Minneapolis, Minn. 55424

Primary Examiner—Antoine Duval Davis
Attorney, Agent, or Firm—Palmatier, Sjoquist, Helget &
Voigt, P.A.

[**] **Term:** **14 Years**

[21] **Appl. No.:** **64,432**

[57] **CLAIM**

[22] **Filed:** **Dec. 31, 1996**

The ornamental design for a mowing level indicator for
lawns, as shown and described.

[51] **LOC (6) Cl.** **10-04**

DESCRIPTION

[52] **U.S. Cl.** **D10/70; D10/64**

[58] **Field of Search** **D10/64, 70; 33/613,**
33/628, 633, 655, 833; 56/15.2, 16.4 R,
17.2, 320.1, DIG. 24

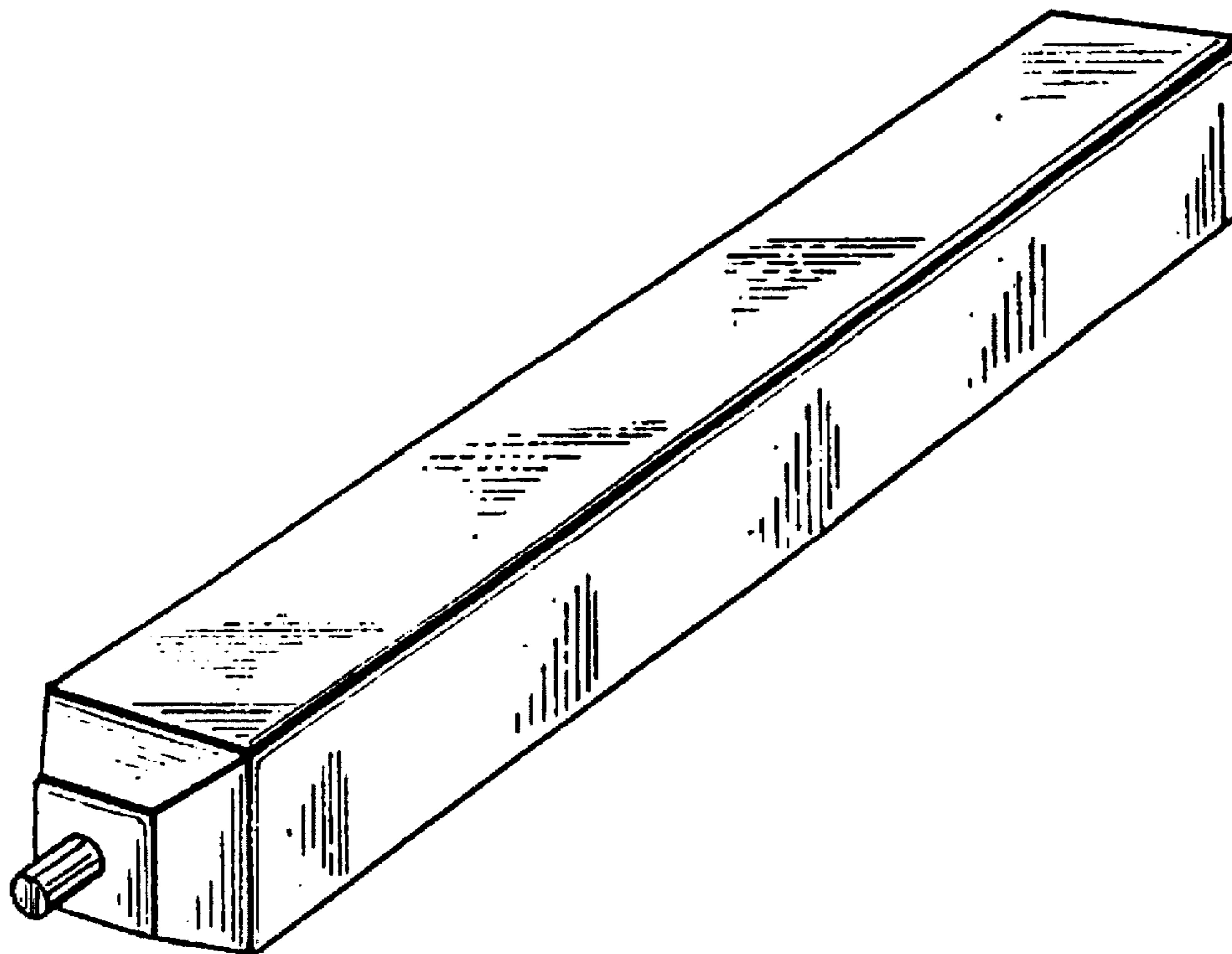
FIG. 1 is a perspective view of a first and a second side and
the bottom round contacting end of the invention;
FIG. 2 is a elevational view of the third side of the invention;
FIG. 3 is a bottom plan view of the round engaging end of
the invention; and,
FIG. 4 is a perspective view of the end opposite the ground
engaging end and the third and fourth sides of the invention.

[56] **References Cited**

U.S. PATENT DOCUMENTS

D. 223,108 3/1972 Kahn D10/75 X
D. 367,822 3/1996 Grabczynski D10/70

1 Claim, 1 Drawing Sheet



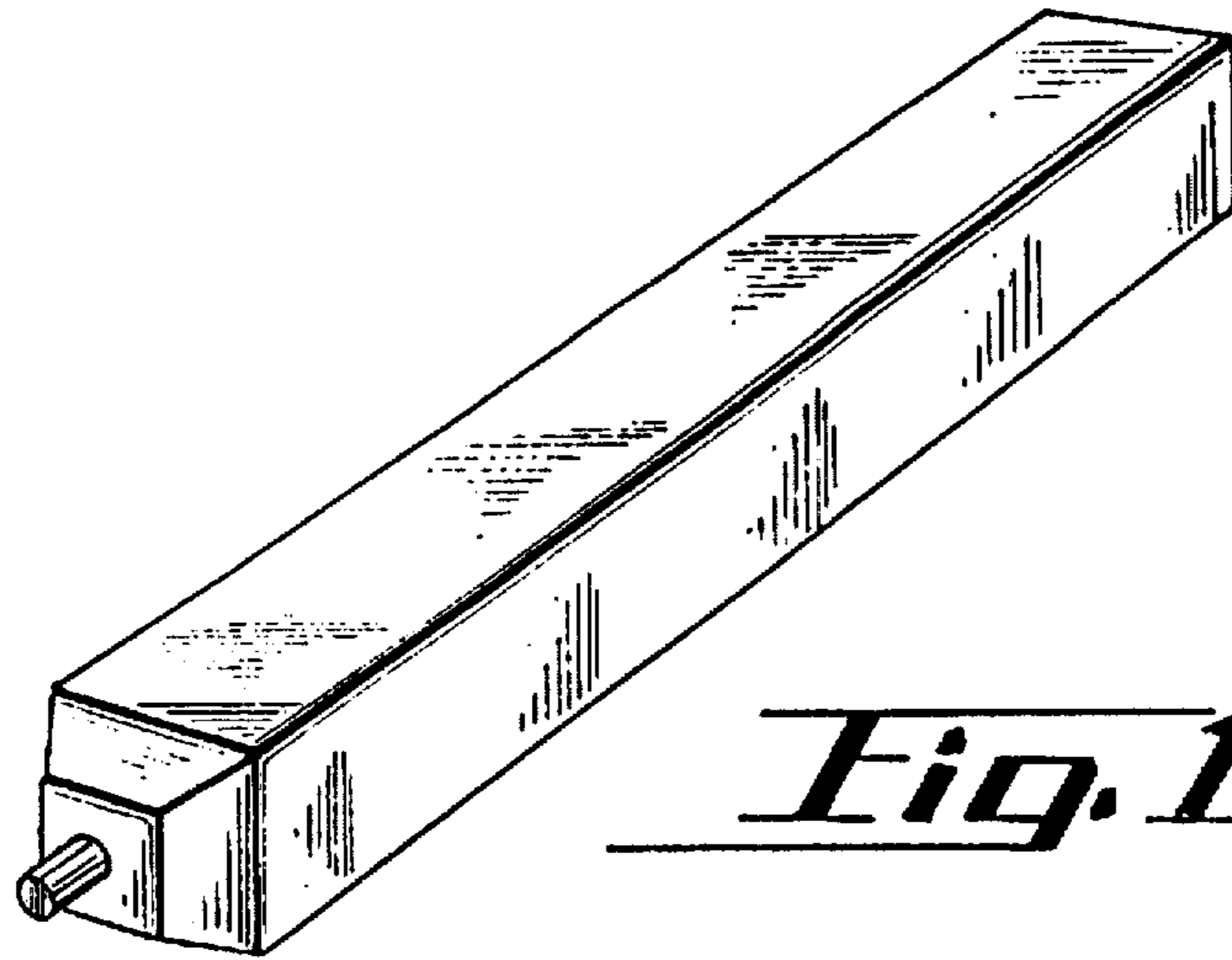


Fig. 1.




Fig. 2.




Fig. 3.

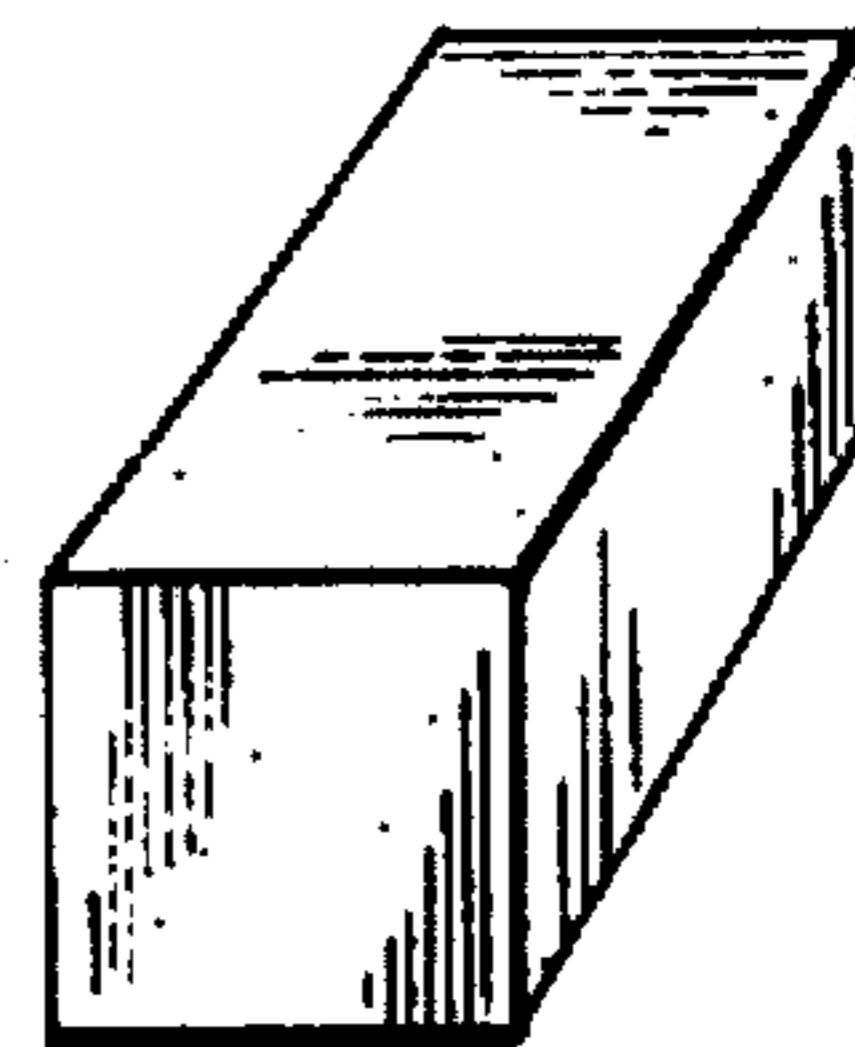


Fig. 4.