



US00D393219S

United States Patent [19]

[11] Patent Number: Des. 393,219

Beall et al.

[45] Date of Patent: **Apr. 7, 1998

[54] PLUMB BOB

[75] Inventors: **Jerrold R. Beall**, Newark, Ohio;
Michael S. McGuire, Ottawa, Canada

[73] Assignee: **Lee Valley Tools Ltd.**, Ontario, Canada

[**] Term: **14 Years**

[21] Appl. No.: **70,692**

[22] Filed: **May 13, 1997**

[51] LOC (6) Cl. **10-04**

[52] U.S. Cl. **D10/65**

[58] Field of Search D10/65; 33/391-402

[56] References Cited

U.S. PATENT DOCUMENTS

D. 234,098	1/1975	Coumbs	D10/65
266,671	10/1882	Bergen	.	
D. 334,717	4/1993	Evans, Jr. et al.	D10/65
D. 336,049	6/1993	Patridge et al.	.	
D. 359,245	6/1995	Lee et al.	.	
D. 379,598	6/1997	Trammell	D10/65
787,896	4/1905	Converse	.	
1,060,855	5/1913	Pipher	.	
1,538,746	5/1925	Reneau	.	
1,577,133	3/1926	Learnihan	.	
2,135,211	11/1938	Johnson	.	
2,791,037	5/1957	Damron	.	
2,803,067	8/1957	Kurschner	.	
5,426,860	6/1995	Lee et al.	.	
5,469,633	11/1995	St. Peter	33/394
5,586,394	12/1996	Courtney	33/394

FOREIGN PATENT DOCUMENTS

689069 9/1930 France .
268892 1/1938 Switzerland .

OTHER PUBLICATIONS

Photograph of plumb bobs from The 1994 American Woodworker Calendar, ©1993.

Primary Examiner—Antoine Duval Davis
Attorney, Agent, or Firm—John S. Pratt; Kilpatrick Stockton LLP

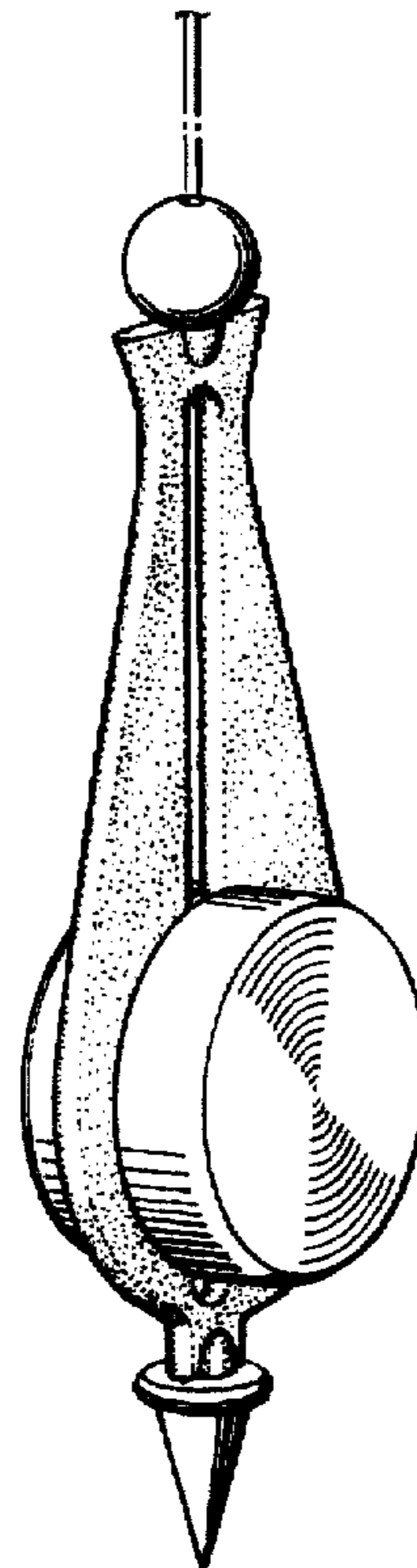
[57] CLAIM

The ornamental design for a plumb bob, as shown and described.

DESCRIPTION

FIG. 1 is a perspective view showing the top, front, and one side, the opposite side of which is a mirror image, of the present invention;
FIG. 2 is a side elevational view, the opposite side of which is a mirror image, of the invention shown in FIG. 1;
FIG. 3 is a front elevational view, the opposite side of which is a mirror image, of the invention shown in FIG. 1;
FIG. 4 is a sectional view taken along cut line 4—4 of the invention shown in FIG. 3;
FIG. 5 is a top plan view of the invention shown in FIG. 1; and,
FIG. 6 is a bottom plan view of the invention shown in FIG. 1.

1 Claim, 1 Drawing Sheet



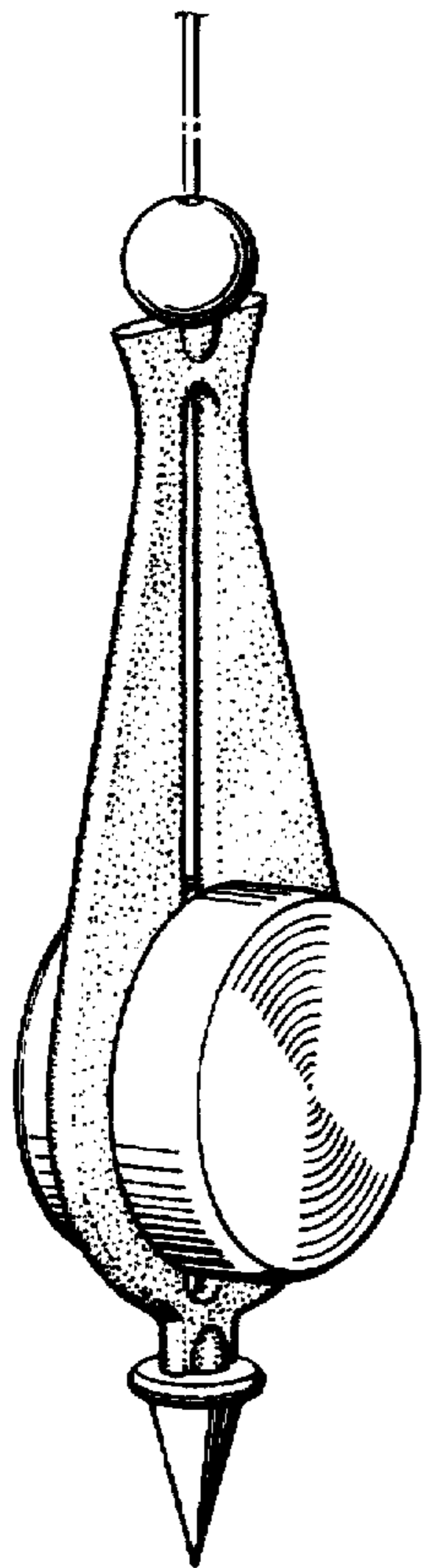


FIG 1

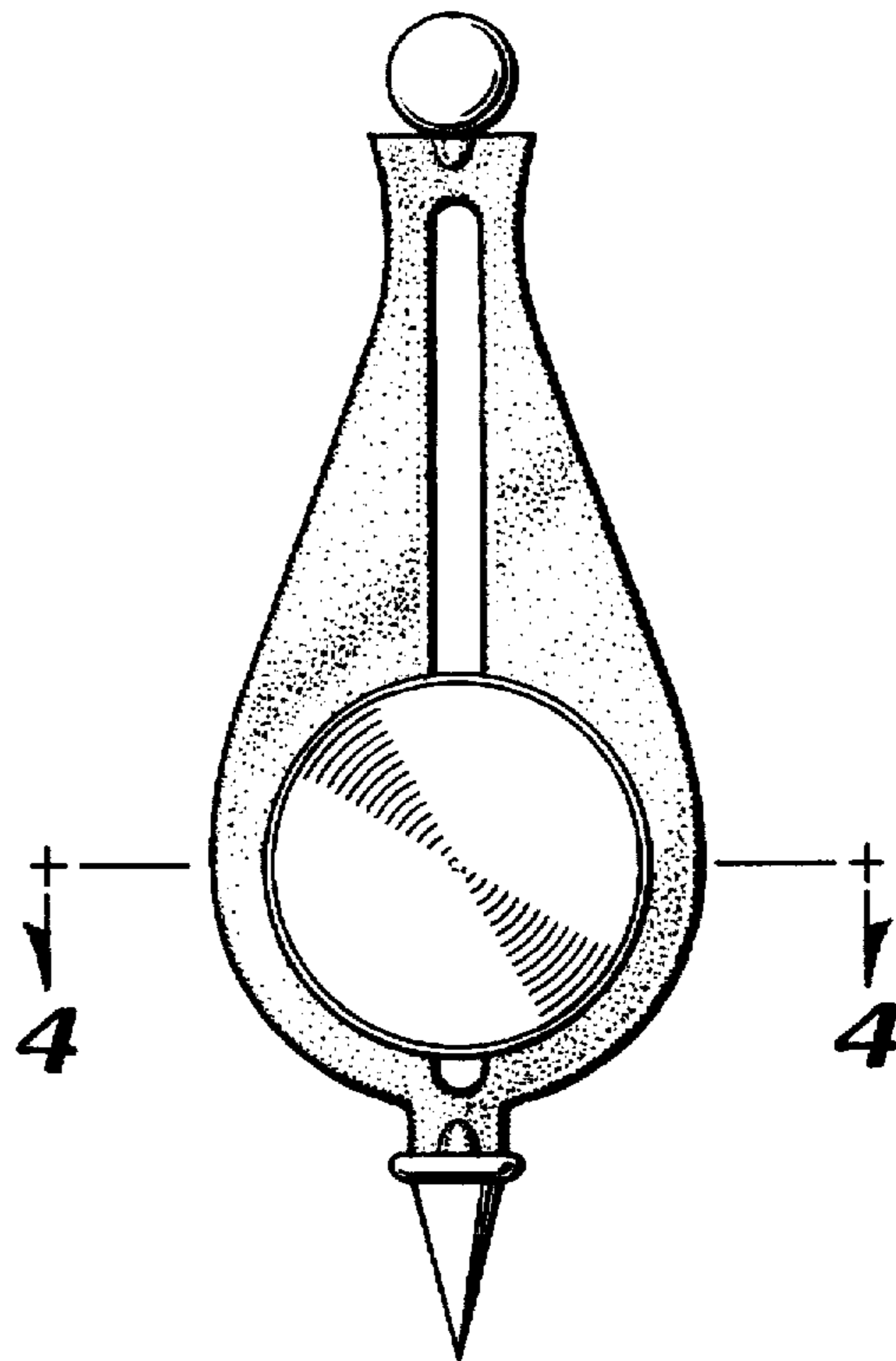


FIG 3

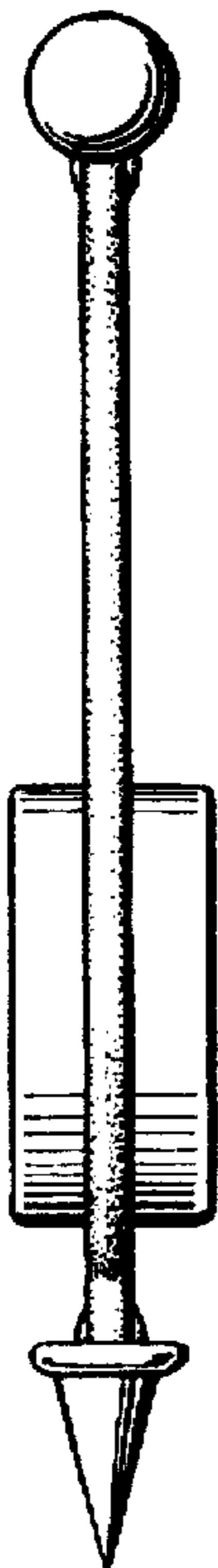


FIG 2

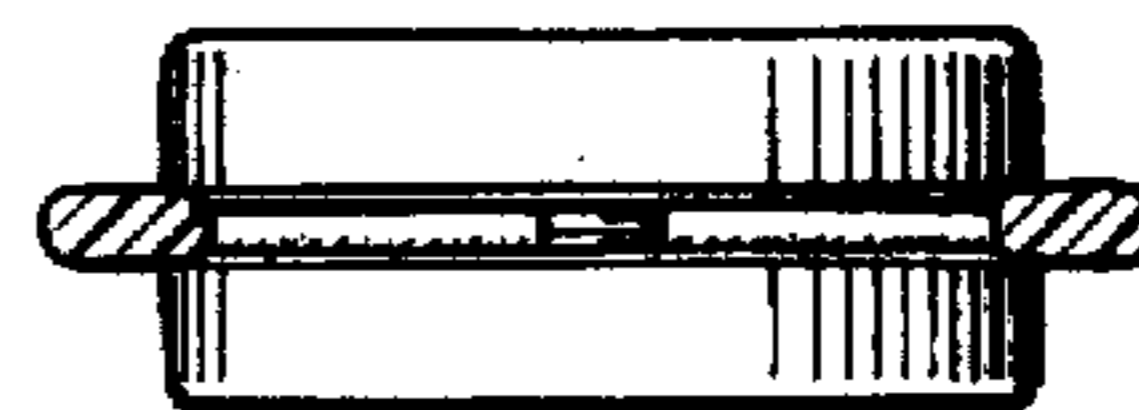


FIG 4

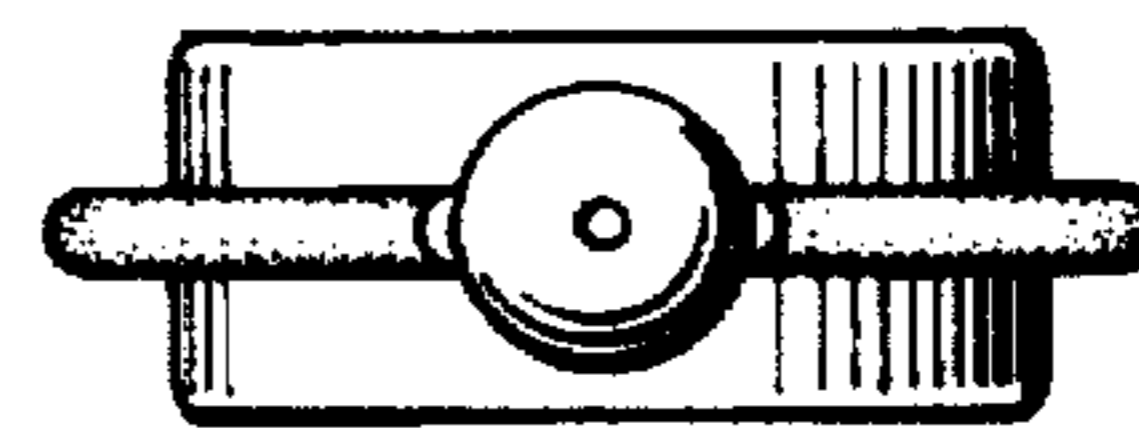


FIG 5

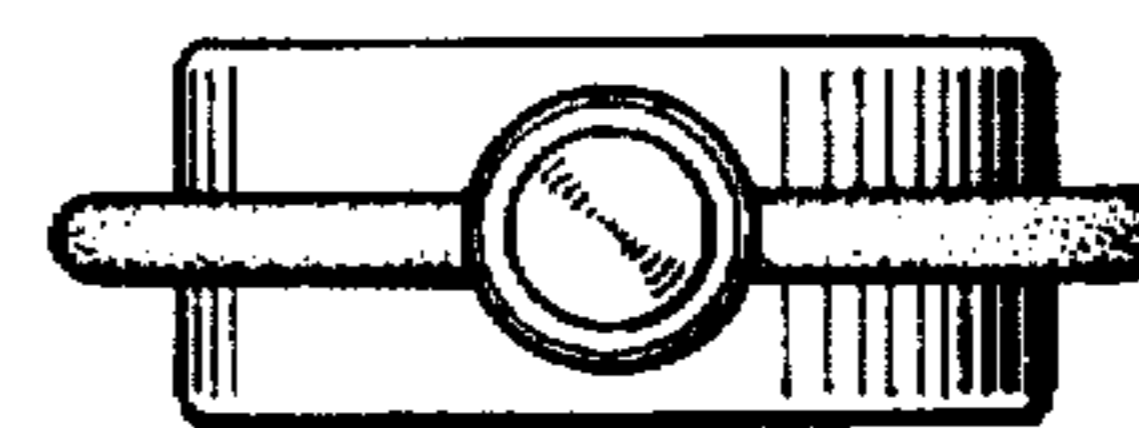


FIG 6