



US00D393203S

United States Patent [19]

[11] Patent Number: Des. 393,203

Saltzman et al.

[45] Date of Patent: **Apr. 7, 1998

[54] MEDICAL DISPENSING SYSTEM

FOREIGN PATENT DOCUMENTS

[76] Inventors: **Stephen Saltzman; Deanne Saltzman.**
both of 17435 Shadow Valley Dr.,
Spring, Tex. 77379

4279469 10/1992 Japan 206/534.1
2002202 2/1992 WIPO 206/532

[**] Term: 14 Years

Primary Examiner—Ted Shooman
Assistant Examiner—Nanda Bondade

[21] Appl. No.: 72,325

[57] CLAIM

[22] Filed: Jun. 12, 1997

The ornamental design for a medical dispensing system, as shown.

[51] LOC (6) Cl. 09-03

DESCRIPTION

[52] U.S. Cl. D9/341

FIG. 1 is a front elevational view of the medical dispensing system of the present invention;

[58] Field of Search D9/341, 347, 348;

FIG. 2 is a back elevational view of the medical dispensing system of FIG. 1;

D24/226, 229; 206/531, 532, 534.1, 535,
538, 820

FIG. 3 is a left side elevational view of the medical dispensing system of FIG. 1;

[56] References Cited

U.S. PATENT DOCUMENTS

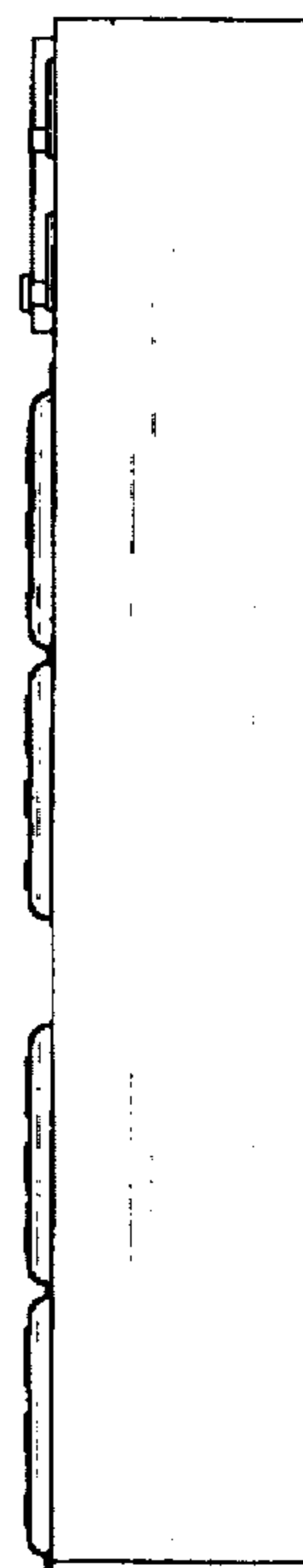
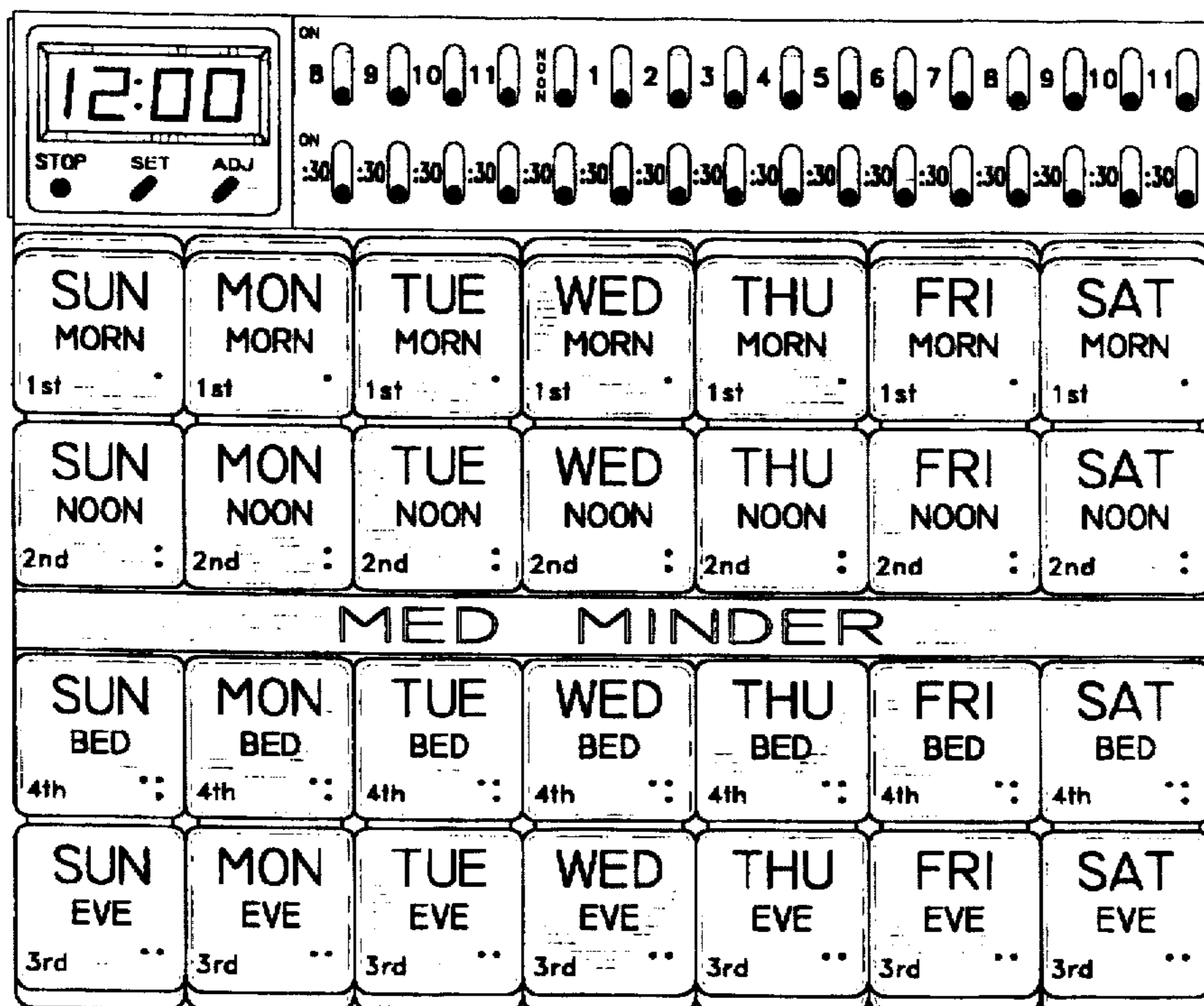
FIG. 4 is a right side elevational view of the medical dispensing system of FIG. 1;

- D. 312,394 11/1990 Hassey D9/341
- D. 343,118 1/1994 Melnik D9/341
- D. 357,178 4/1995 Shaw D9/341
- 2,637,152 5/1953 Kraus 206/532 X
- 4,039,080 8/1977 Cappuccilli 206/538 X
- 4,573,580 3/1986 Messer 206/538 X
- 4,749,085 6/1988 Denney 206/538 X

FIG. 5 is a top plan view of the medical dispensing system of FIG. 1; and,

FIG. 6 is a bottom plan view of the medical dispensing system of FIG. 1.

1 Claim, 3 Drawing Sheets



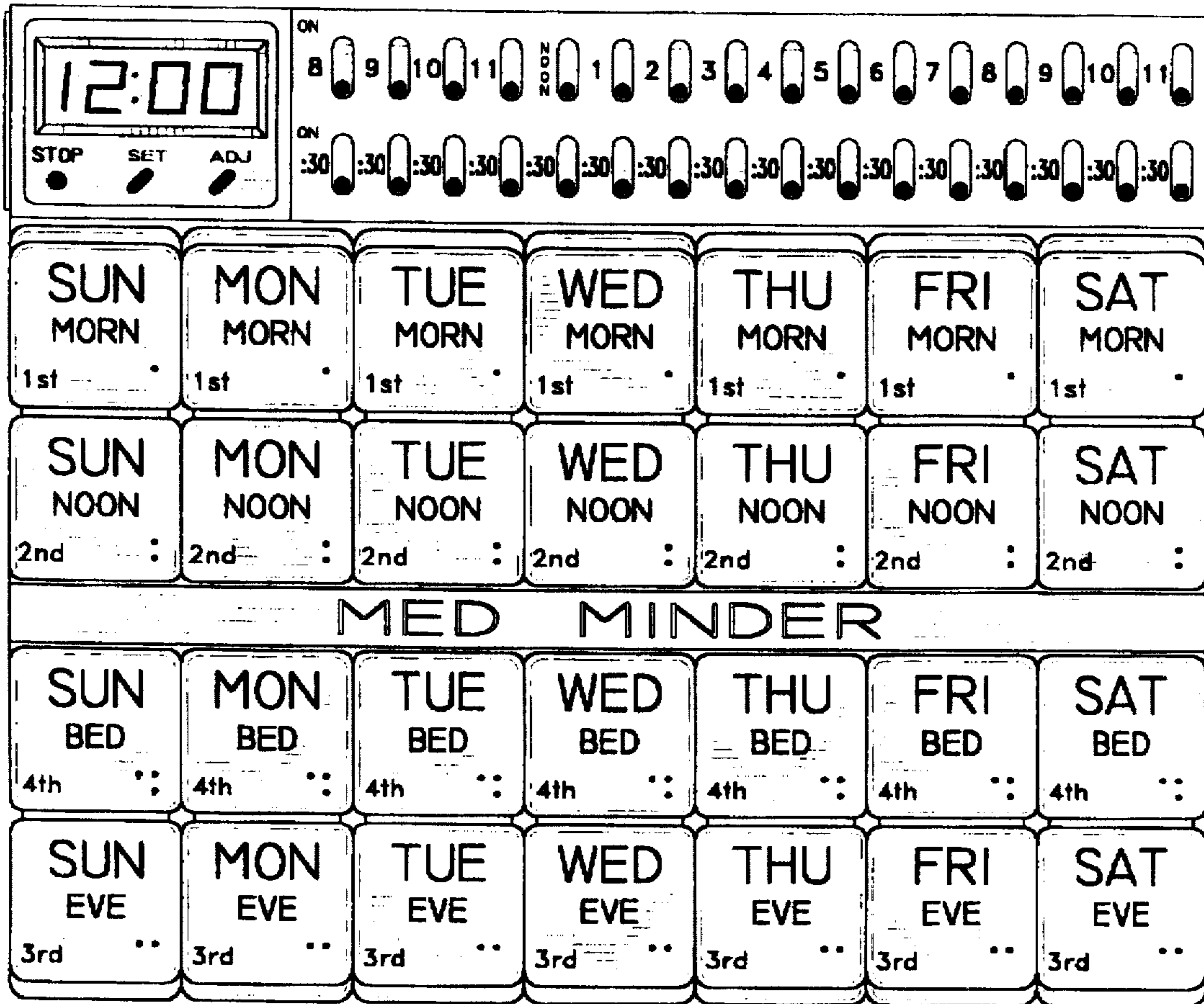


Fig. 1

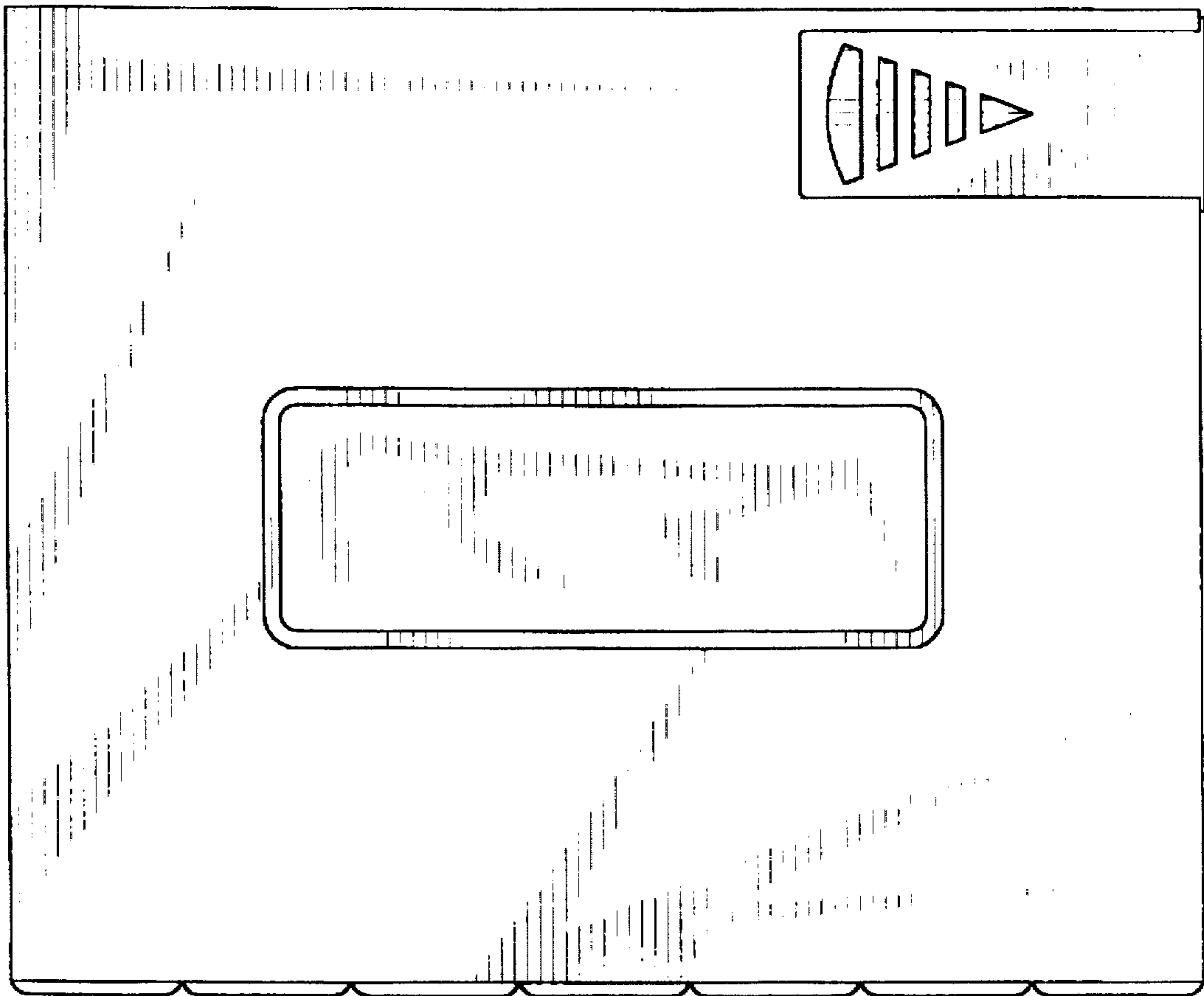


Fig. 2




Fig. 5

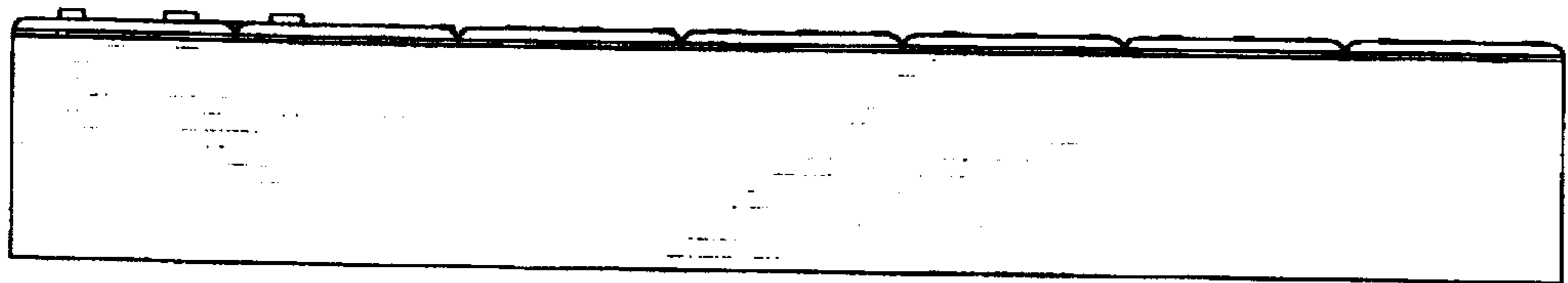


Fig. 6




Fig. 3

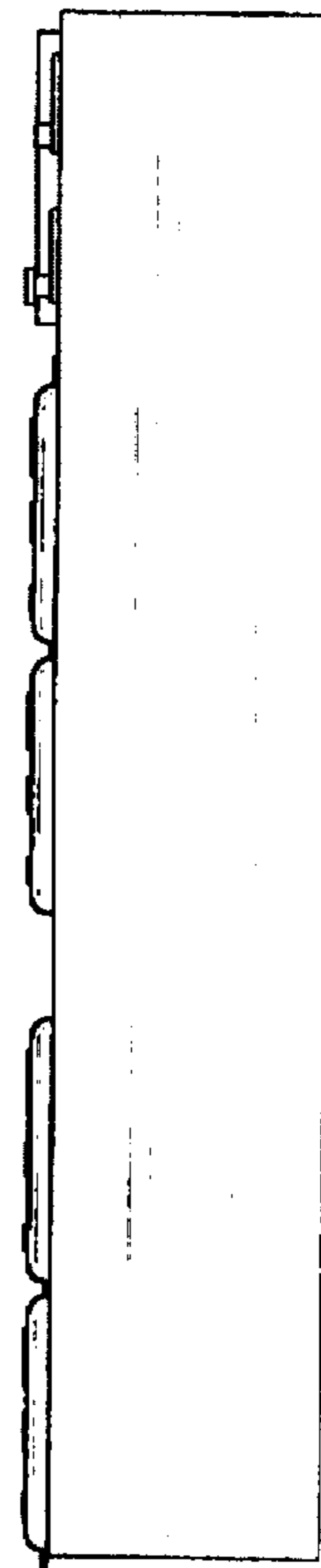


Fig. 4