



US00D393187S

**United States Patent** [19]  
**Shfaram**

[11] **Patent Number:** **Des. 393,187**  
[45] **Date of Patent:** **\*\*Apr. 7, 1998**

[54] **SPRAYING VESSEL**

3,565,344 2/1971 Takei et al. .... 239/332  
4,700,892 10/1987 Cuning ..... 239/332 X  
5,152,461 10/1992 Proctor ..... 239/304

[75] **Inventor:** **Adi Shfaram, Herzlia Pituach, Israel**

[73] **Assignee:** **Netafim Irrigation Equipment & Drip Systems Systems Kibbutz Hatzerim (1973), Negev, Israel**

*Primary Examiner*—Holly Baynham  
*Attorney, Agent, or Firm*—Helfgott & Karas, P.C.

[\*\*] **Term:** **14 Years**

[57] **CLAIM**

The ornamental design for a spraying vessel, as shown and described.

[21] **Appl. No.:** **54,348**

[22] **Filed:** **May 13, 1996**

**DESCRIPTION**

[30] **Foreign Application Priority Data**

Nov. 13, 1995 [IL] Israel ..... 25387

FIG. 1 is a rear elevational view of a spraying vessel showing our new design;

[51] **LOC (6) Cl.** ..... **08-01**

[52] **U.S. Cl.** ..... **D8/1**

FIG. 2 is a right side elevational view thereof with the opposite side being a mirror image thereof;

[58] **Field of Search** ..... **D8/1, 2; D7/318;**

**D9/527, 531; 239/225.1, 301, 332, 415, 526, 304; D23/225**

FIG. 3 is a front elevational view thereof;

FIG. 4 is a top plan view thereof;

FIG. 5 is a bottom plan view thereof; and,

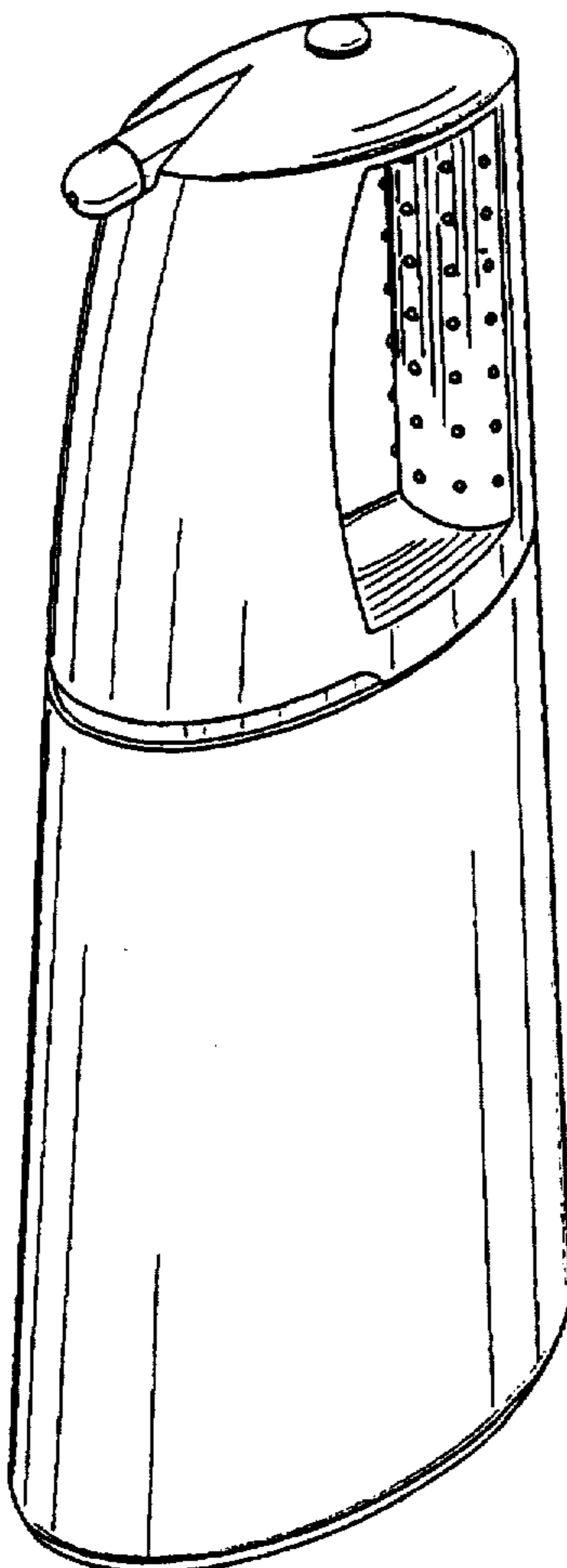
FIG. 6 is a front, right side perspective view thereof.

[56] **References Cited**

**U.S. PATENT DOCUMENTS**

D. 235,544 6/1975 Bippus et al. .... D23/225

**1 Claim, 4 Drawing Sheets**






FIG. 1

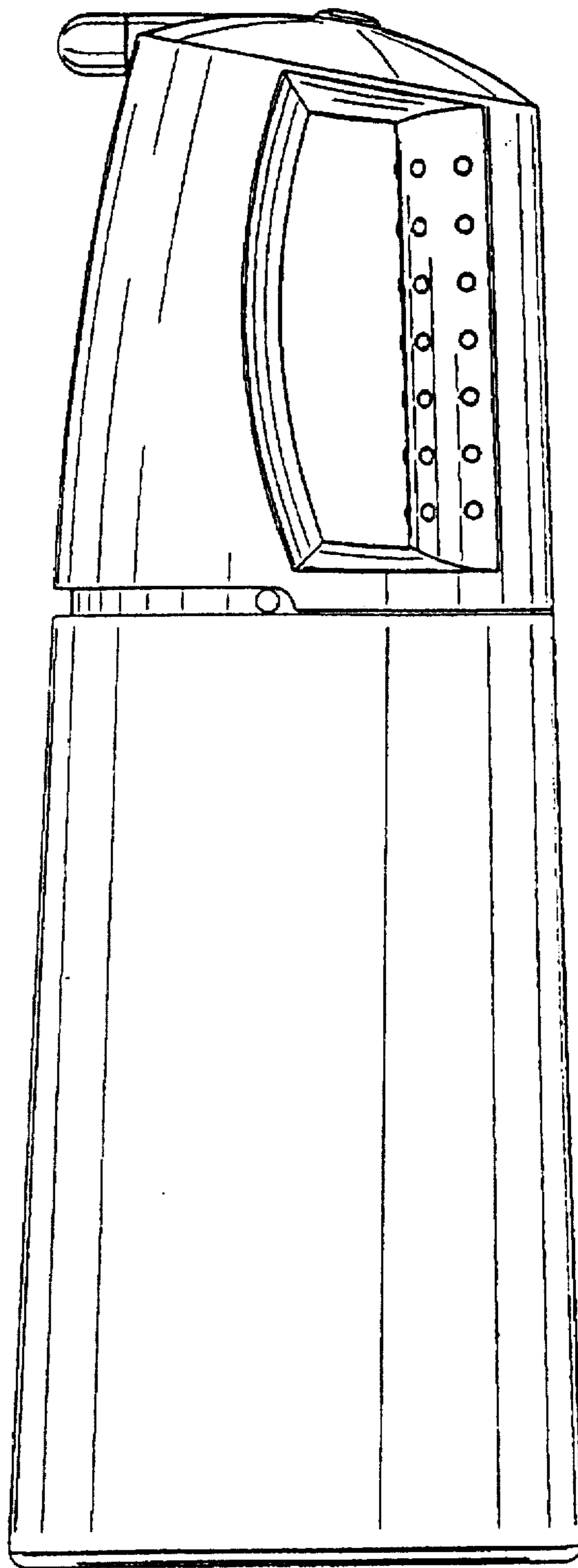


FIG. 2




FIG. 3

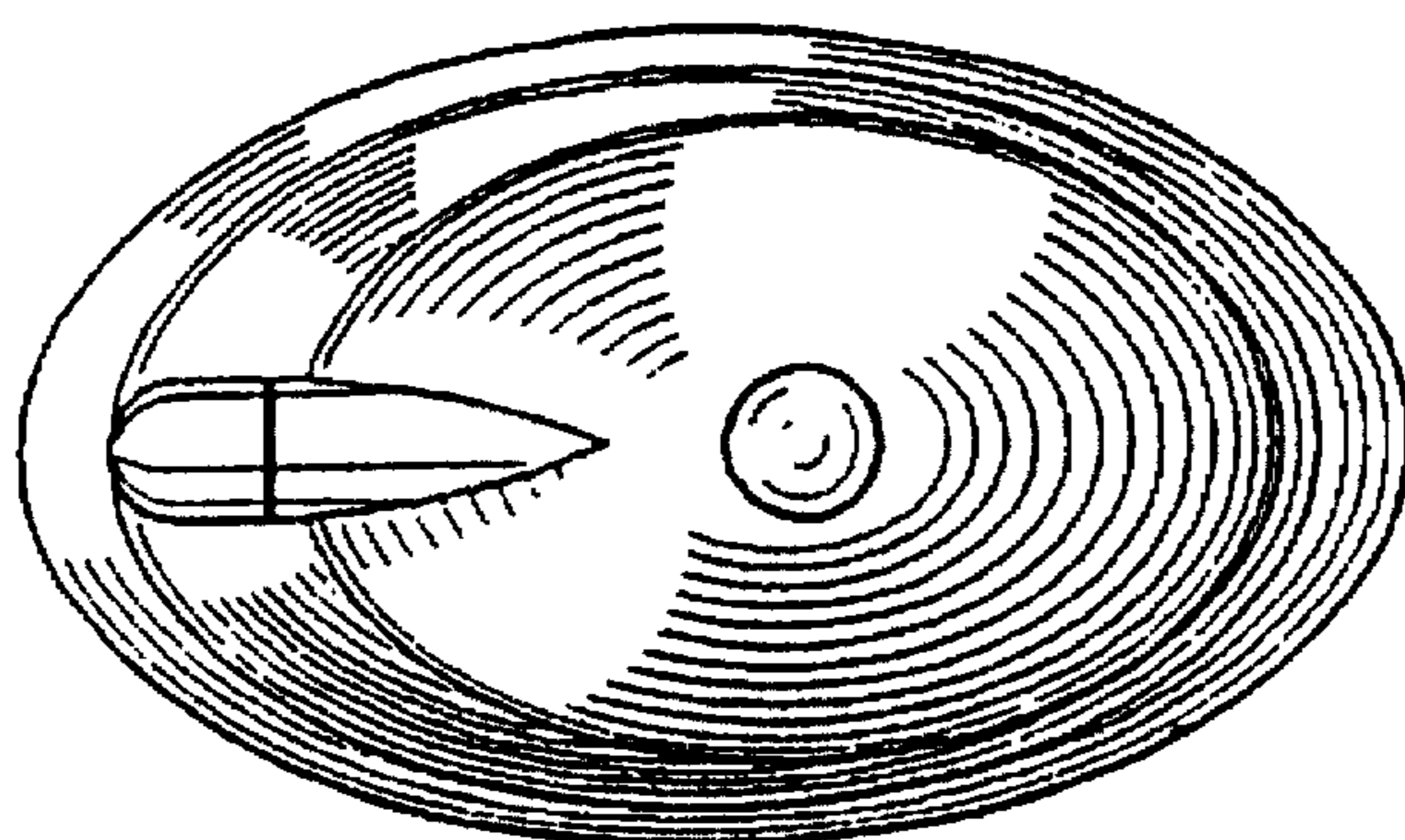


FIG. 4

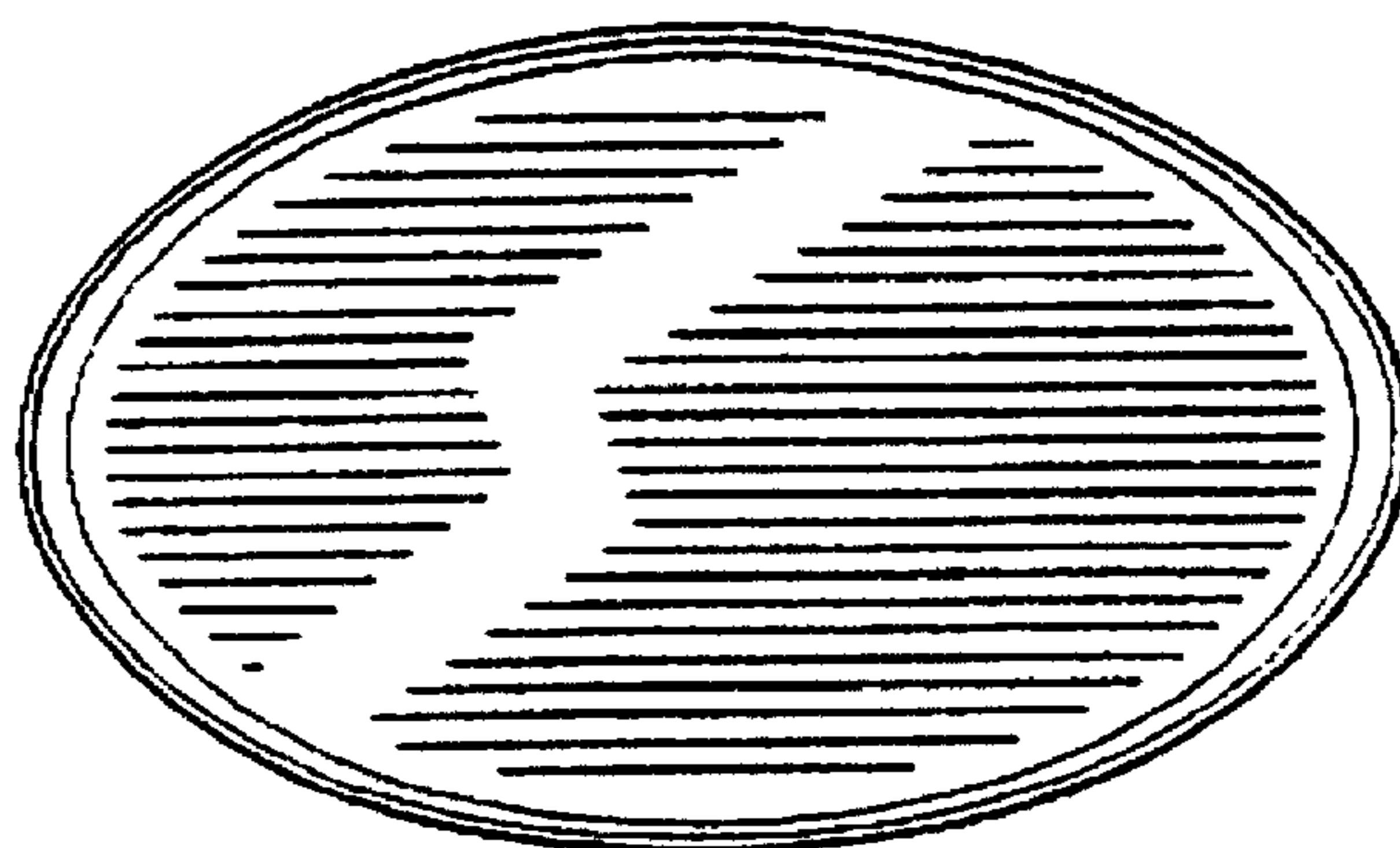


FIG. 5

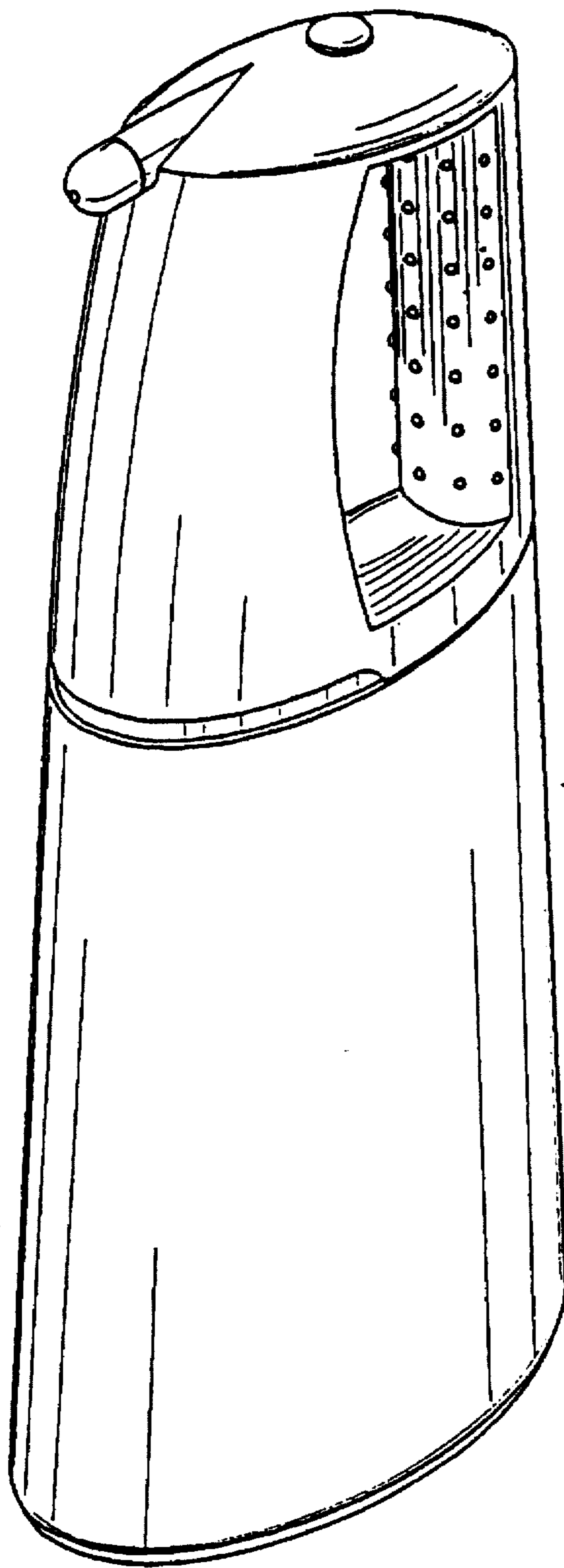


FIG. 6