



US00D393183S

United States Patent [19]
Kurtzman

[11] **Patent Number:** **Des. 393,183**
[45] **Date of Patent:** ****Apr. 7, 1998**

[54] **COMBINED ADJUSTABLE DECORATIVE CHAIN AND CLIP NAPKIN HOLDER**

5,615,454 4/1997 Contarino 24/3.13
5,664,291 9/1997 Stoler 24/3.3

[76] **Inventor:** **Edward Kurtzman, 427 Lewelen Cir., Englewood, N.J. 07631**

Primary Examiner—Terry A. Wallace

[**] **Term:** **14 Years**

[57] **CLAIM**

[21] **Appl. No.:** **76,226**

The ornamental design for a combined adjustable decorative chain and clip napkin holder, as shown.

[22] **Filed:** **Sep. 5, 1997**

DESCRIPTION

[51] **LOC (6) Cl.** **07-06**

FIG. 1 is a front elevation view of an combined adjustable decorative chain and clip napkin holder showing my new design;

[52] **U.S. Cl.** **D7/633; D11/200**

FIG. 2 is a rear elevation view thereof;

[58] **Field of Search** **D7/633; D11/200, D11/202, 213, 214, 215; 24/7-9, 3.3, 3.13**

FIG. 3 is a left side elevation view thereof;

FIG. 4 is a right side elevation view thereof;

FIG. 5 is a top plan view thereof;

FIG. 6 is a bottom plan view thereof; and,

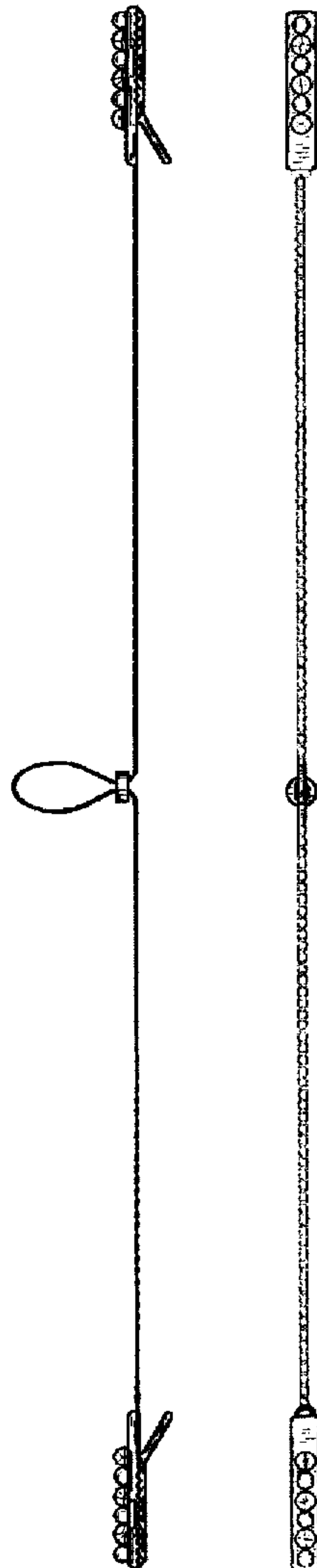
FIG. 7 is a front elevation view thereof with the body and napkin shown in broken lines for illustrative purposes only and forming no part of the claimed design.

[56] **References Cited**

U.S. PATENT DOCUMENTS

505,726	9/1893	Scott	24/9
1,896,029	1/1933	Gunther	24/3.13 X
2,820,269	1/1958	Wolff	24/9
5,459,903	10/1995	Treacy	24/3.13

1 Claim, 3 Drawing Sheets



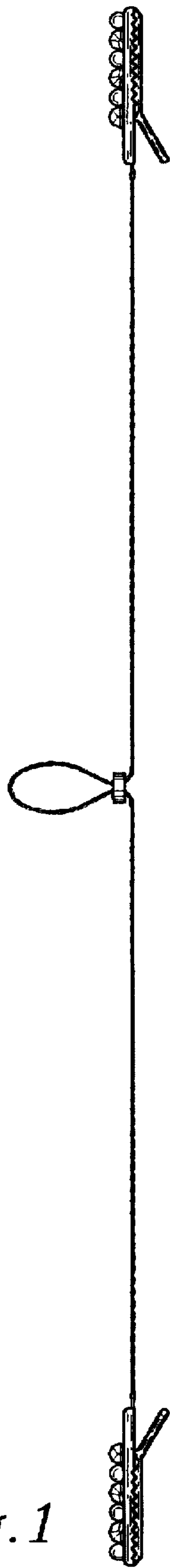


Fig. 1

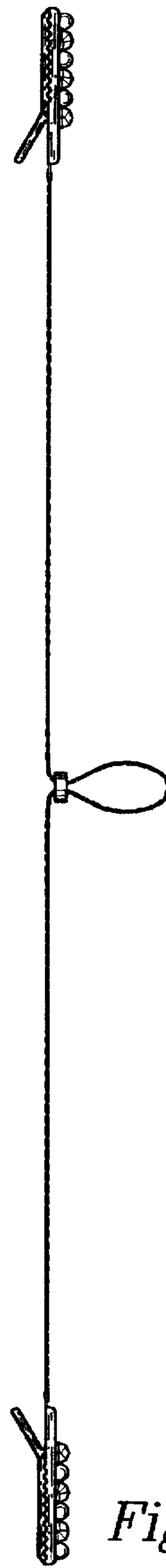


Fig. 2



Fig. 3



Fig. 4



Fig. 5



Fig. 6



Fig. 7