



US00D393174S

United States Patent [19]

Mork et al.

[11] Patent Number: Des. 393,174

[45] Date of Patent: **Apr. 7, 1998

[54] CARAFE

[75] Inventors: **Steve O. Mork**, Lowell, Mich.; **Ronald J. Vish**, Somerville; **Jason E. Short**, Cambridge, both of Mass.

[73] Assignee: **Amway Corporation**, Ada, Mich.

[**] Term: **14 Years**

D. 219,057 10/1970 Gulotta D7/317
 D. 363,188 10/1995 Saltet D7/316 X
 D. 369,058 4/1996 Simmons D7/317 X
 2,551,219 5/1951 Peters et al. D7/309 X
 2,554,367 5/1951 Karlen D7/309 X
 2,905,074 9/1959 Newman D7/317 X
 4,754,888 7/1988 Letsch et al. D7/317 X
 4,813,368 3/1989 Hutter, III et al. D7/317 X
 4,825,757 5/1989 Stoner D7/317 X
 5,111,975 5/1992 Roberts 222/475.1

[21] Appl. No.: 66,151

[22] Filed: Feb. 7, 1997

[51] LOC (6) Cl. 07-01

[52] U.S. Cl. D7/318; D7/317

[58] Field of Search D7/300, 302, 303, D7/312, 316, 317, 318, 319, 321, 322, 309, 310, 311; 222/465.1, 475.1; D23/212, 213

[56] References Cited

U.S. PATENT DOCUMENTS

D. 17,863 11/1887 Perry, Jr. D7/316
 D. 147,959 11/1947 Chapman D7/317

Primary Examiner—M. N. Pandozzi
 Attorney, Agent, or Firm—Warner Norcross & Judd

[57] CLAIM

The ornamental design for carafe, as shown and described.

DESCRIPTION

FIG. 1 is a top perspective view of a carafe showing our new design;
 FIG. 2 is a front elevational view thereof;
 FIG. 3 is a rear elevational view thereof;
 FIG. 4 is a top plan view thereof;
 FIG. 5 is a bottom plan view thereof; and,
 FIG. 6 is a left side elevational view thereof, the right side being a mirror image thereof.

1 Claim, 3 Drawing Sheets






FIG. 1

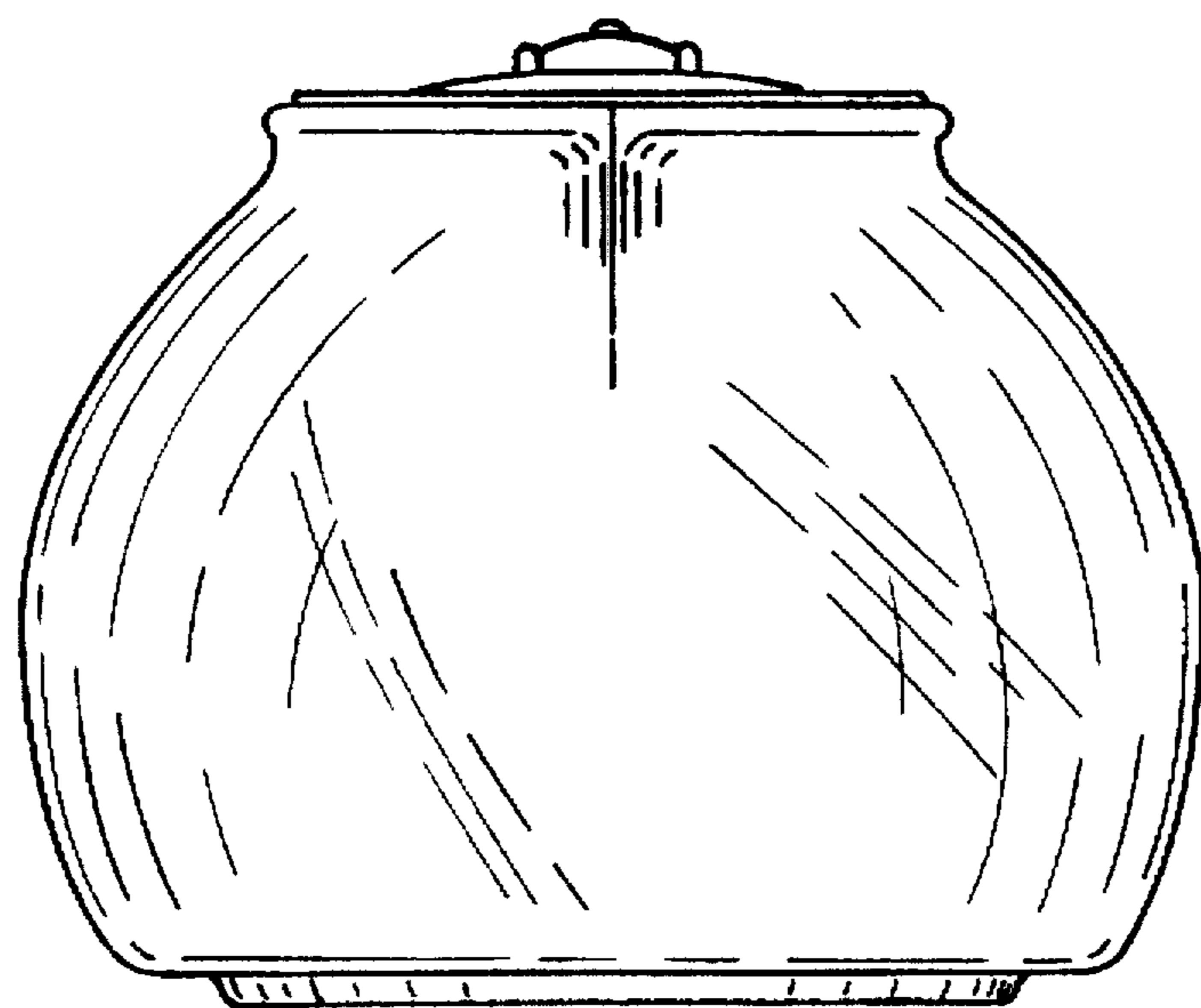


FIG. 2

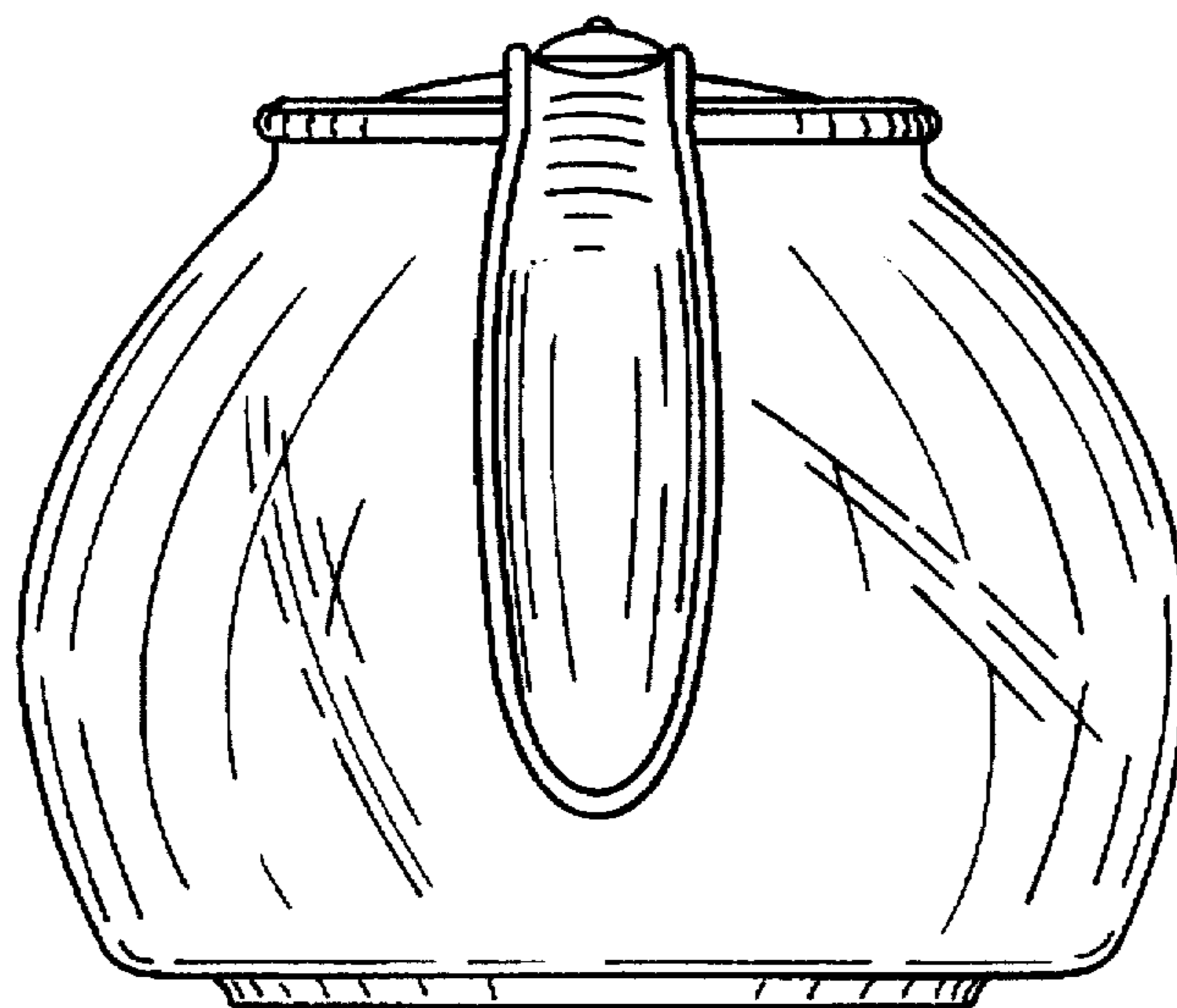


FIG. 3

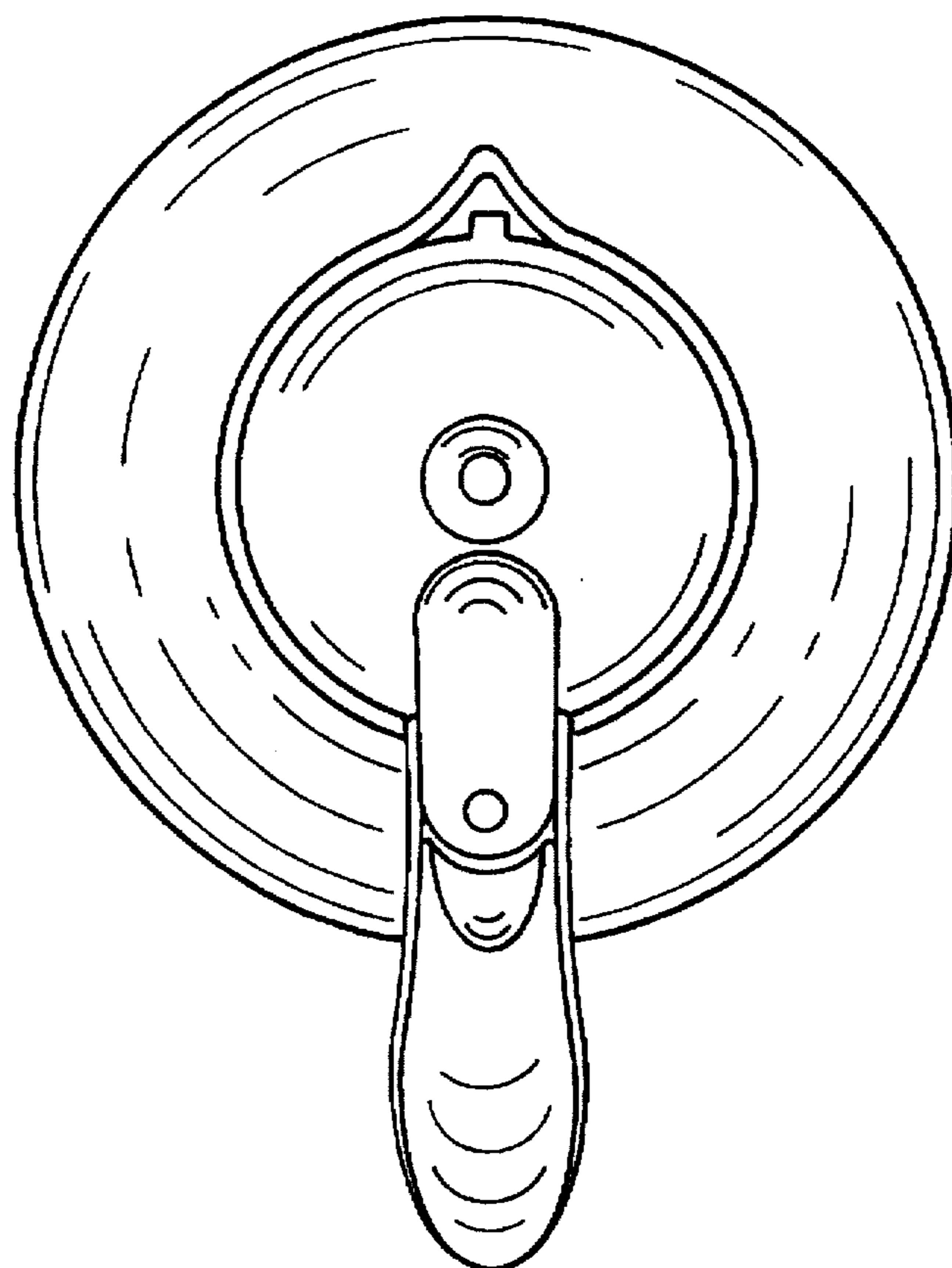


FIG. 4

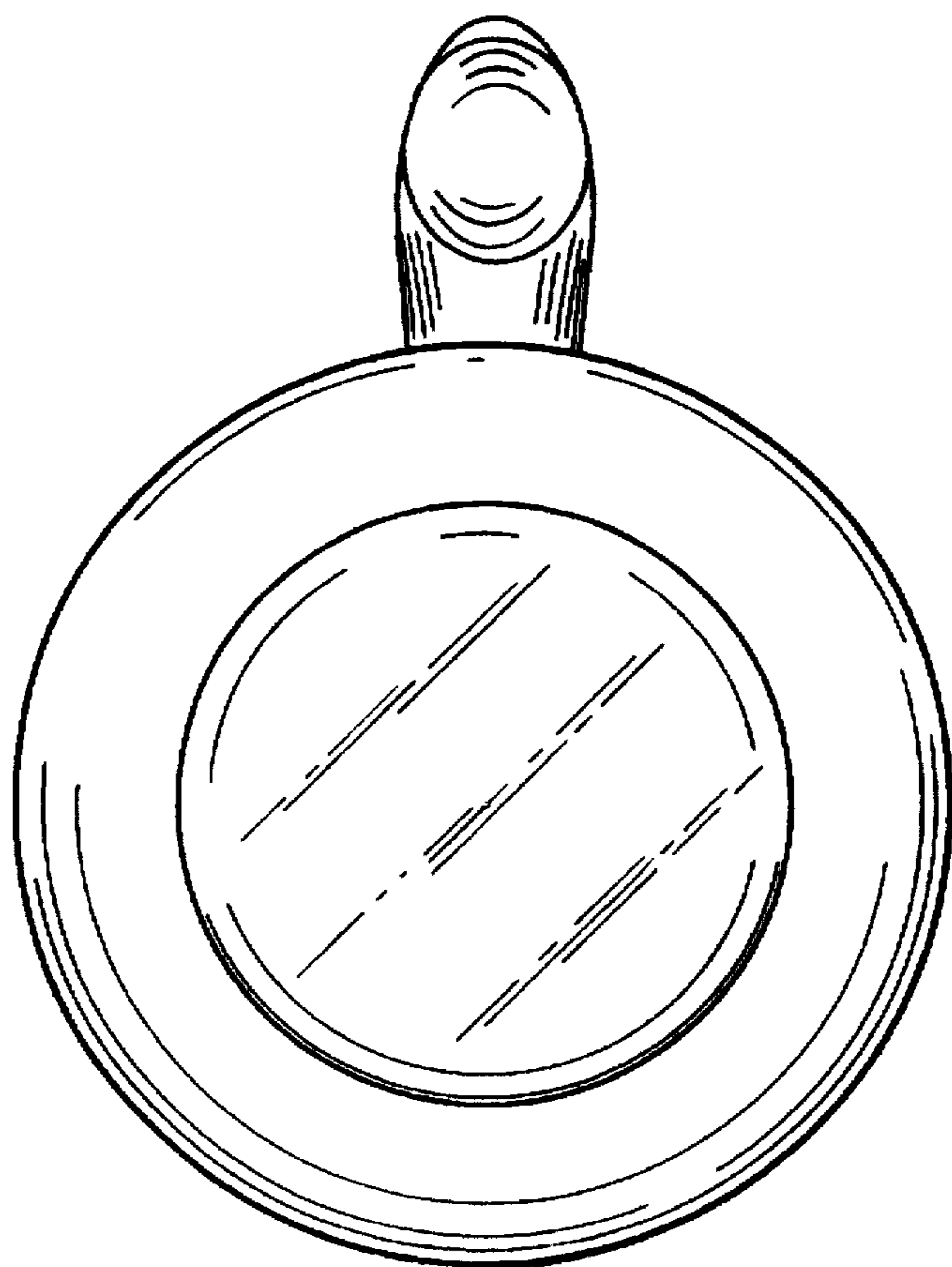


FIG. 5




FIG. 6