



US00D393158S

United States Patent [19] Smith

[11] Patent Number: Des. 393,158

[45] Date of Patent: **Apr. 7, 1998

[54] CHAIR

[76] Inventor: Lisa Smith, 140 E. 46th St., Suite 2C,
New York, N.Y. 10017

[**] Term: 14 Years

[21] Appl. No.: 64,701

[22] Filed: Jan. 9, 1997

[51] LOC (6) Cl. 06-01

[52] U.S. Cl. D6/375; D6/379

[58] Field of Search D6/334, 374, 375,
D6/376, 379, 500, 501, 502; 297/411.42,
448.1

[56] **References Cited**

U.S. PATENT DOCUMENTS

- D. 181,945 12/1958 Saarinen .
- D. 215,837 11/1969 Stephens D6/375
- D. 233,716 11/1974 Fantoni D6/375
- D. 255,185 6/1980 Locher .
- D. 288,265 2/1987 Meyer D6/375
- D. 320,510 10/1991 Ivičević D6/379
- D. 333,044 2/1993 Caruso .
- D. 343,965 2/1994 Werner D6/375
- D. 346,283 4/1994 Kolberg .

- D. 360,083 7/1995 Lohmeyer .
- D. 362,557 9/1995 Escalona D6/375
- 2,997,339 8/1961 Wilson .
- 3,183,034 5/1965 Midyette, Jr. .
- 4,522,444 6/1985 Pollock .
- 4,648,653 3/1987 Rowland .

Primary Examiner—Gary D. Watson
Attorney, Agent, or Firm—SAIDMAN DesignLaw Group

[57] **CLAIM**

The ornamental design for a chair, as shown and described.

DESCRIPTION

FIG. 1 is a front perspective view of a chair showing my new design;
 FIG. 2 is a rear perspective view thereof;
 FIG. 3 is a right side view thereof, the left side being a mirror image;
 FIG. 4 is a front view thereof;
 FIG. 5 is a rear view thereof;
 FIG. 6 is a top view thereof; and,
 FIG. 7 is a bottom view thereof.
 FIGS. 1 and 2 have been shown on different drawing scales with respect to FIGS. 3 through 7.

1 Claim, 7 Drawing Sheets




FIG. 1




FIG. 2

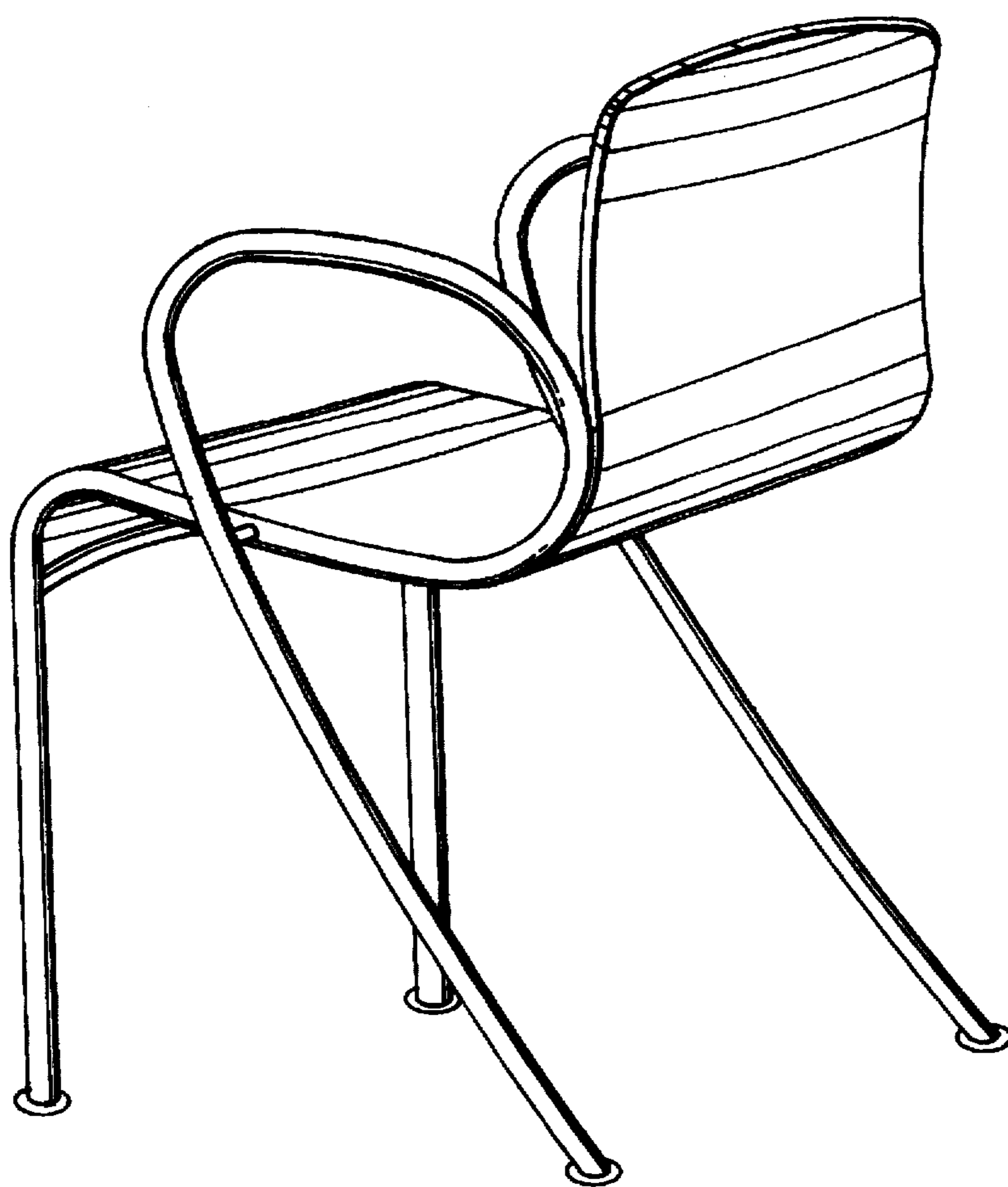


FIG. 3

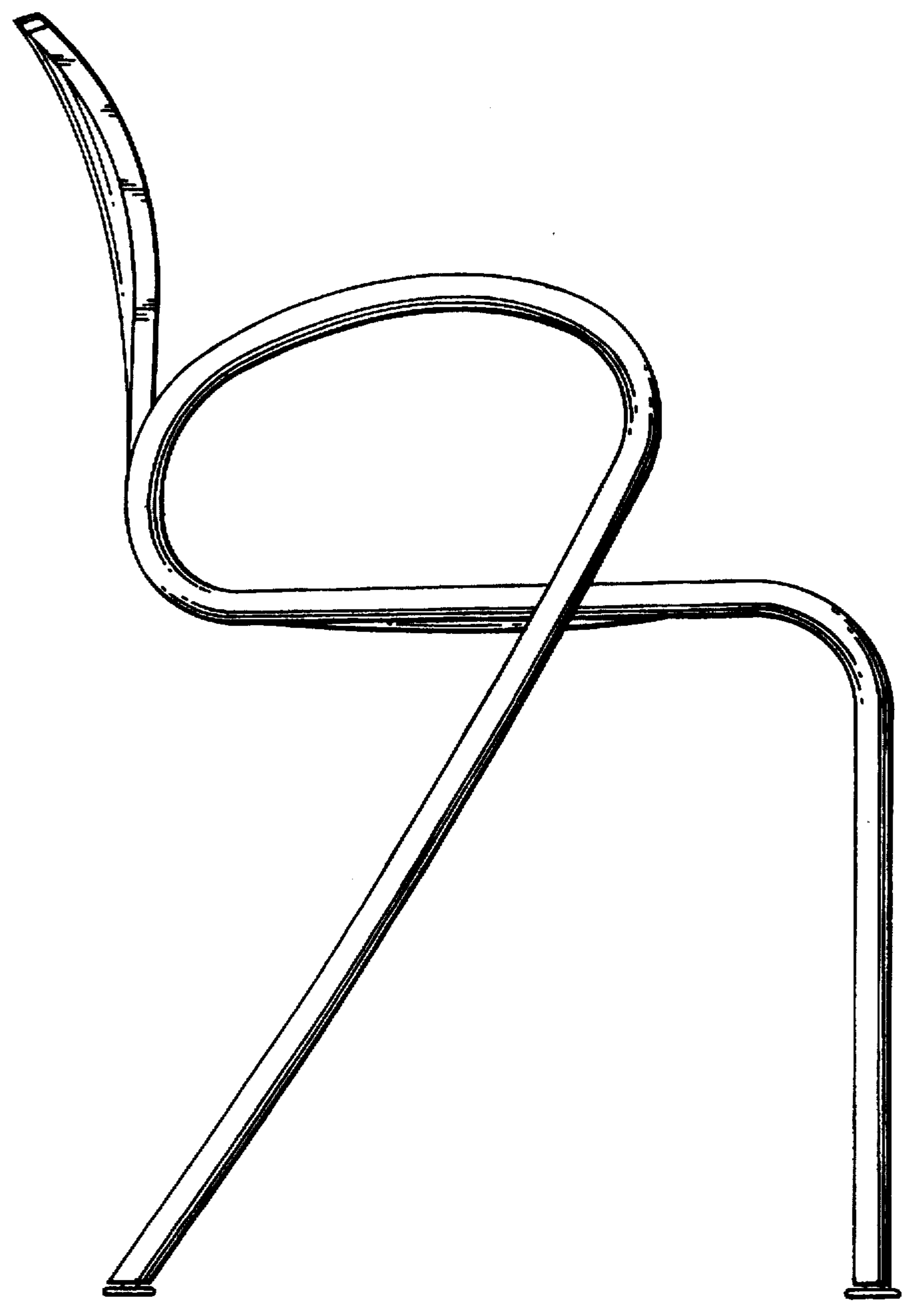


FIG. 4




FIG. 5

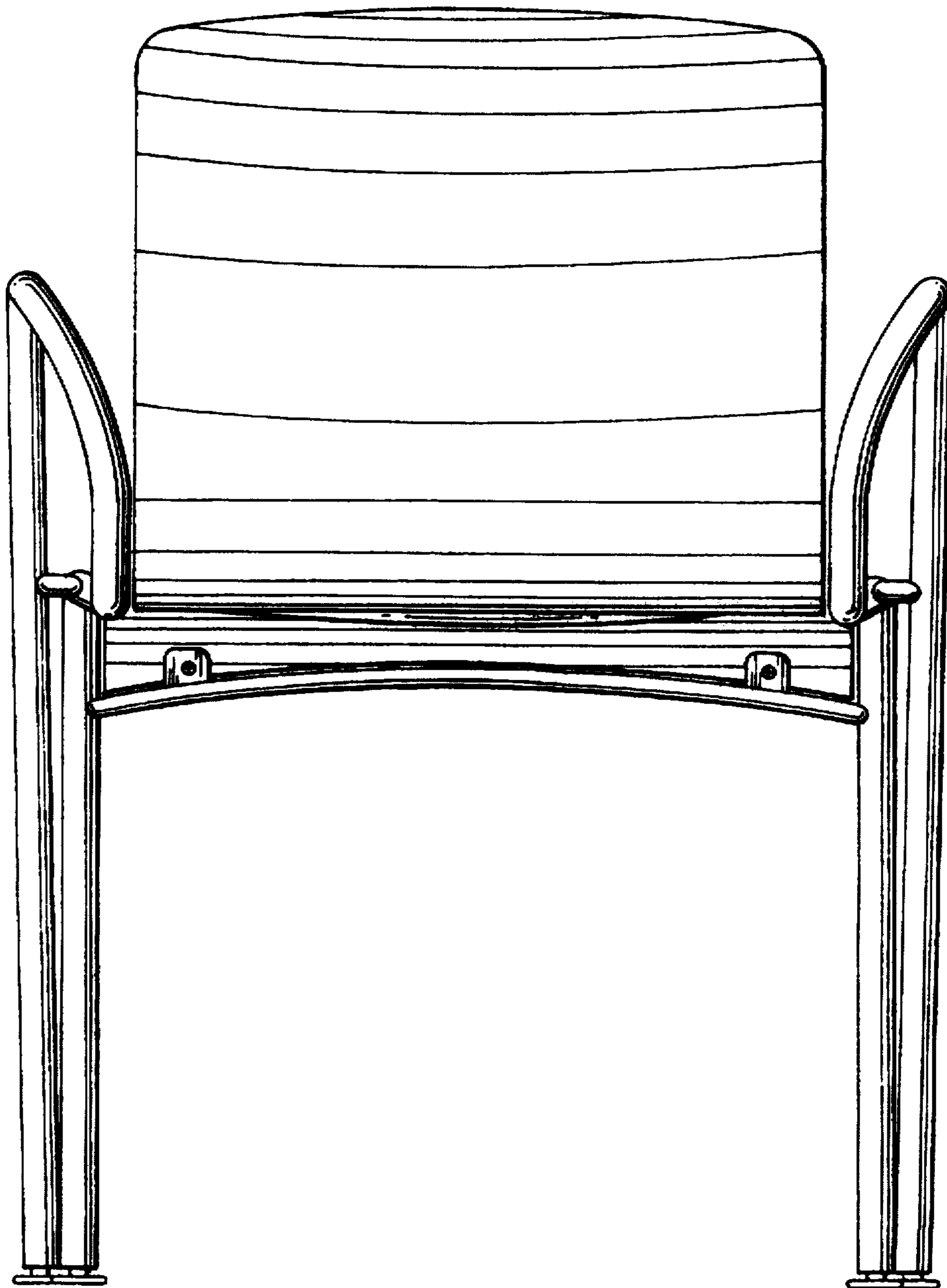


FIG. 6

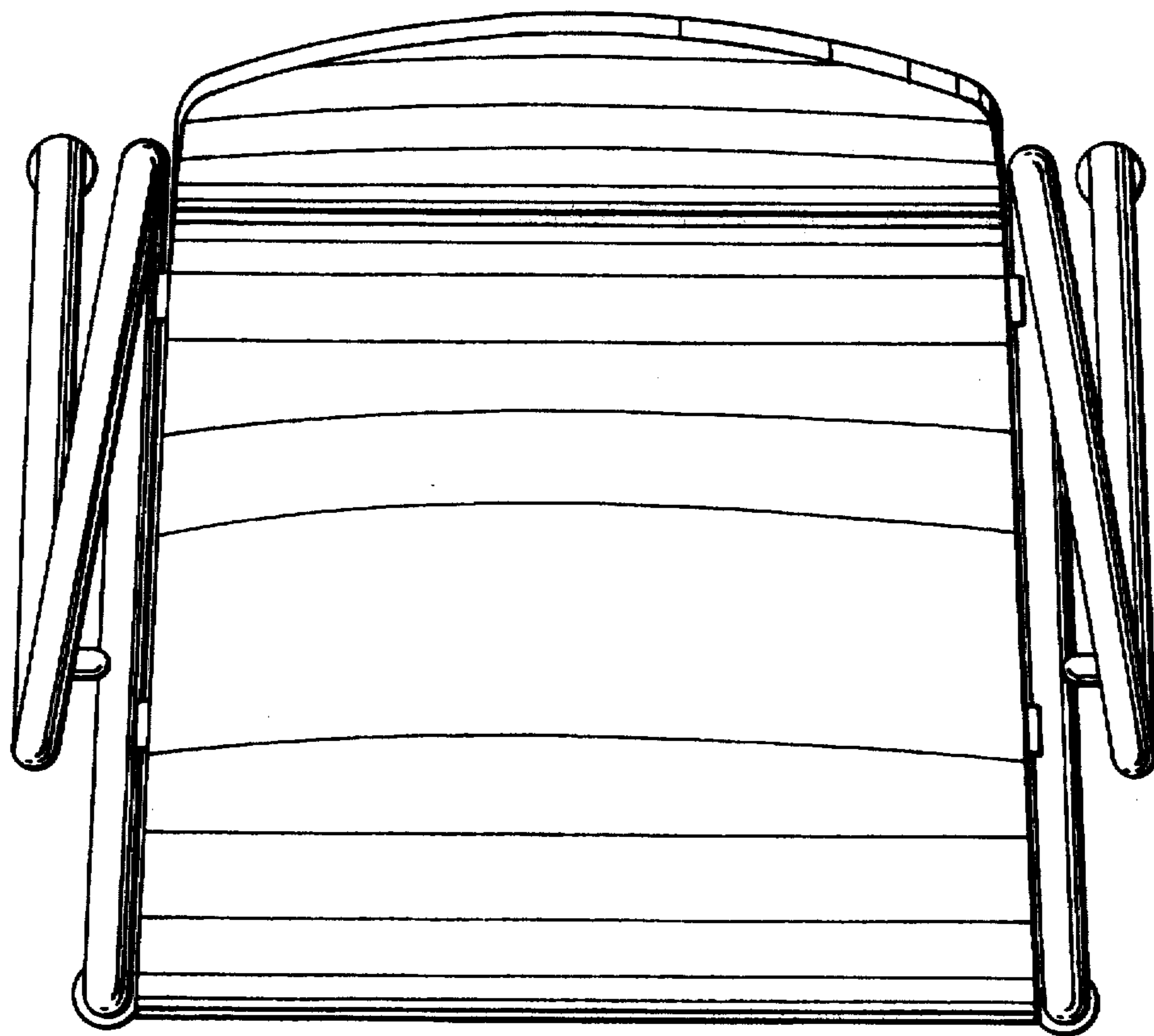


FIG. 7

