

US00D393152S

United States Patent [19]
Gibson

[11] **Patent Number:** **Des. 393,152**
[45] **Date of Patent:** ****Apr. 7, 1998**

[54] **ROD AND REEL ACCESSORY BAG**

5,347,746 9/1994 Letson 206/315.11 X
5,547,079 8/1996 Pino 206/315.11

[76] **Inventor:** **Melvin T. Gibson**, 151 Bergen Ave.,
Jersey City, N.J. 07305

Primary Examiner—Doris V. Coles
Assistant Examiner—Catherine R. Oliver

[**] **Term:** **14 Years**

[57] **CLAIM**

[21] **Appl. No.:** **67,209**

The ornamental design for a rod and reel accessory bag, as shown and described.

[22] **Filed:** **Feb. 21, 1997**

DESCRIPTION

[51] **LOC (6) Cl.** **03-01**

[52] **U.S. Cl.** **D3/260; D3/905**

[58] **Field of Search** **D3/260, 904, 905;**
D22/136, 137, 138, 139; 206/315.11; 43/26,
54.1

FIG. 1 is a front elevational view of the rod and reel accessory bag showing my new design;
FIG. 2 is a rear elevational view thereof;
FIG. 3 is a right side view thereof;
FIG. 4 is a left side view thereof;
FIG. 5 is a top plan view thereof; and,
FIG. 6 is a bottom plan view thereof.

[56] **References Cited**

U.S. PATENT DOCUMENTS

D. 355,071 2/1995 Stull D22/139 X
5,327,669 7/1994 Lannan et al. D3/260 X

1 Claim, 3 Drawing Sheets




FIG. 1




FIG. 2




FIG. 3

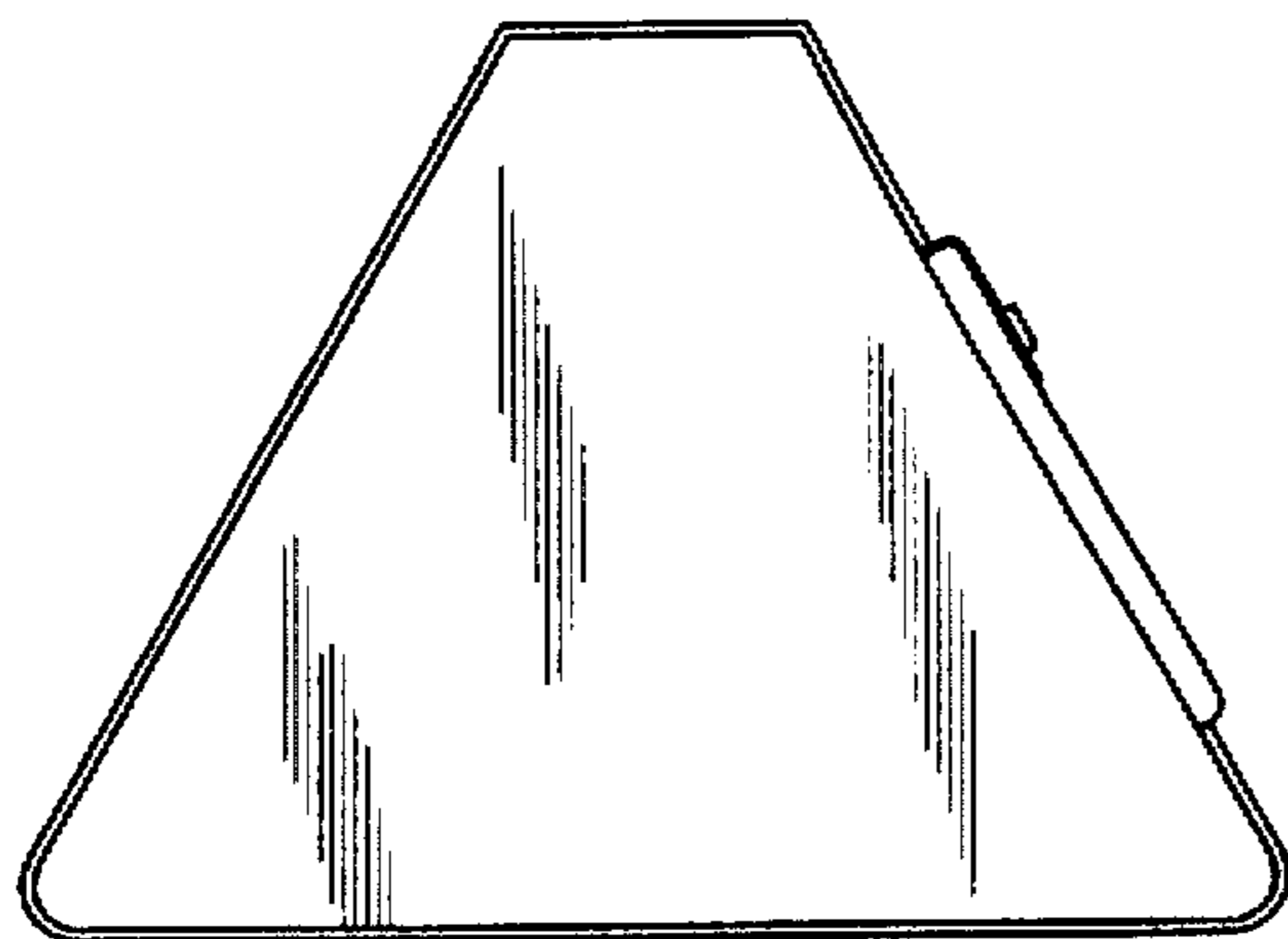


FIG. 4

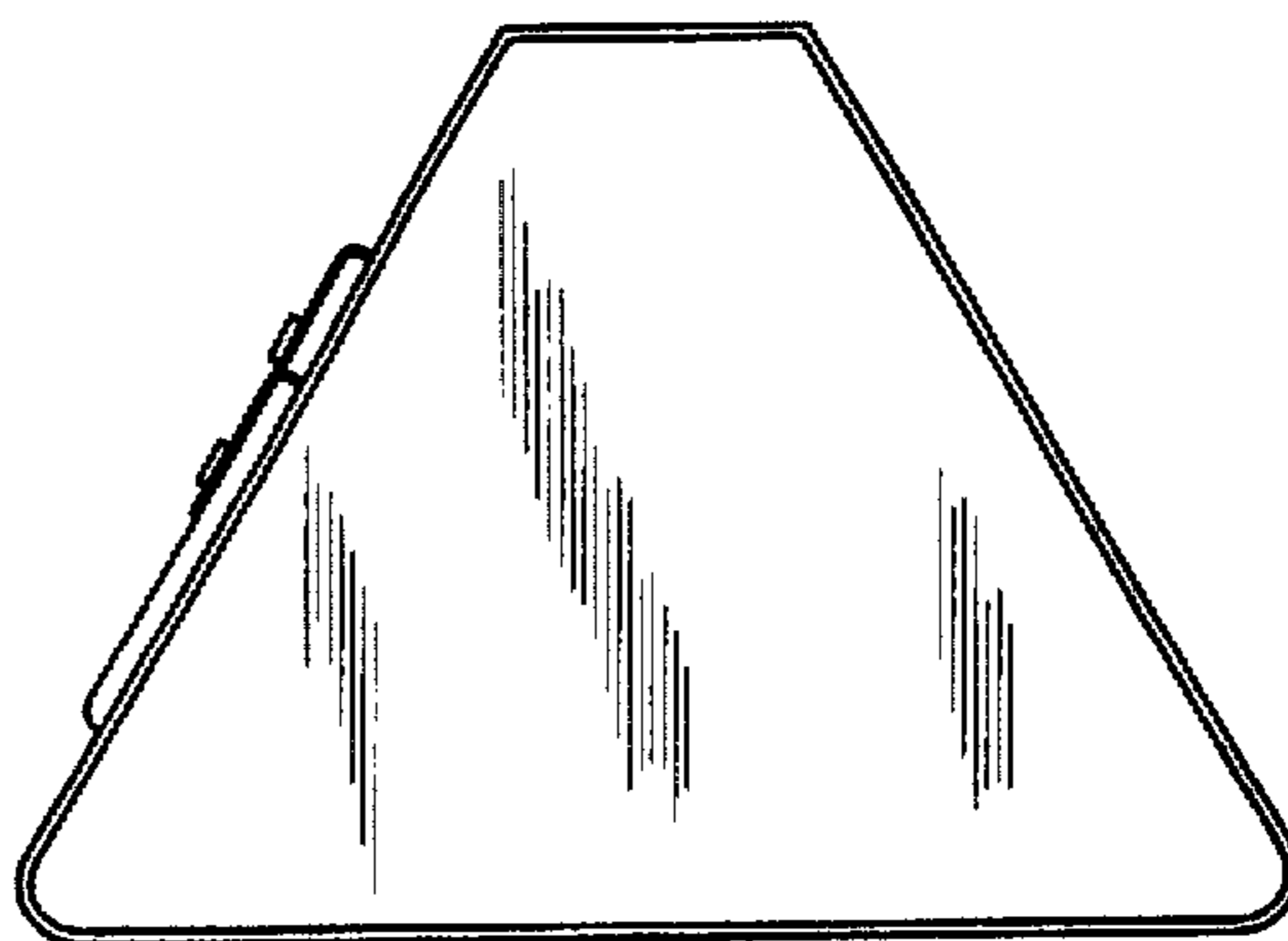


FIG. 5




FIG. 6

