



US00D393150S

United States Patent [19]
Swanston et al.

[11] **Patent Number:** **Des. 393,150**
[45] **Date of Patent:** ****Apr. 7, 1998**

[54] **WALLET**
[76] **Inventors:** **Scott G. Swanston**, 914 Ford Rd.,
Maroubra, Australia, 2035; **William F.**
Swanston, Beaconsfield, Australia, 2014
[**] **Term:** **14 Years**

| | | | |
|------------|---------|-----------------|-----------|
| D. 323,067 | 1/1992 | Palma | 224/918 X |
| 2,177,906 | 10/1939 | Miller | 383/38 X |
| 3,272,412 | 9/1966 | Antonious | 224/918 X |
| 3,674,189 | 7/1972 | Walbeck | 224/918 X |
| 4,129,237 | 12/1978 | Grinder | 224/918 X |
| 4,960,239 | 10/1990 | Wait | 224/918 X |

[21] **Appl. No.:** **66,572**
[22] **Filed:** **Feb. 18, 1997**

Primary Examiner—Louis S. Zarfes
Assistant Examiner—Monica A. Weingart

[51] **LOC (6) Cl.** **03-01**
[52] **U.S. Cl.** **D3/247; D3/253**
[58] **Field of Search** **D3/238, 245, 247,**
D3/303, 320, 900, 904; D9/305; 150/128,
131, 143, 147, 150, 151; 206/315.4; 224/918;
383/4, 38, 39, 66

[57] **CLAIM**
The design of a wallet, as shown and described.

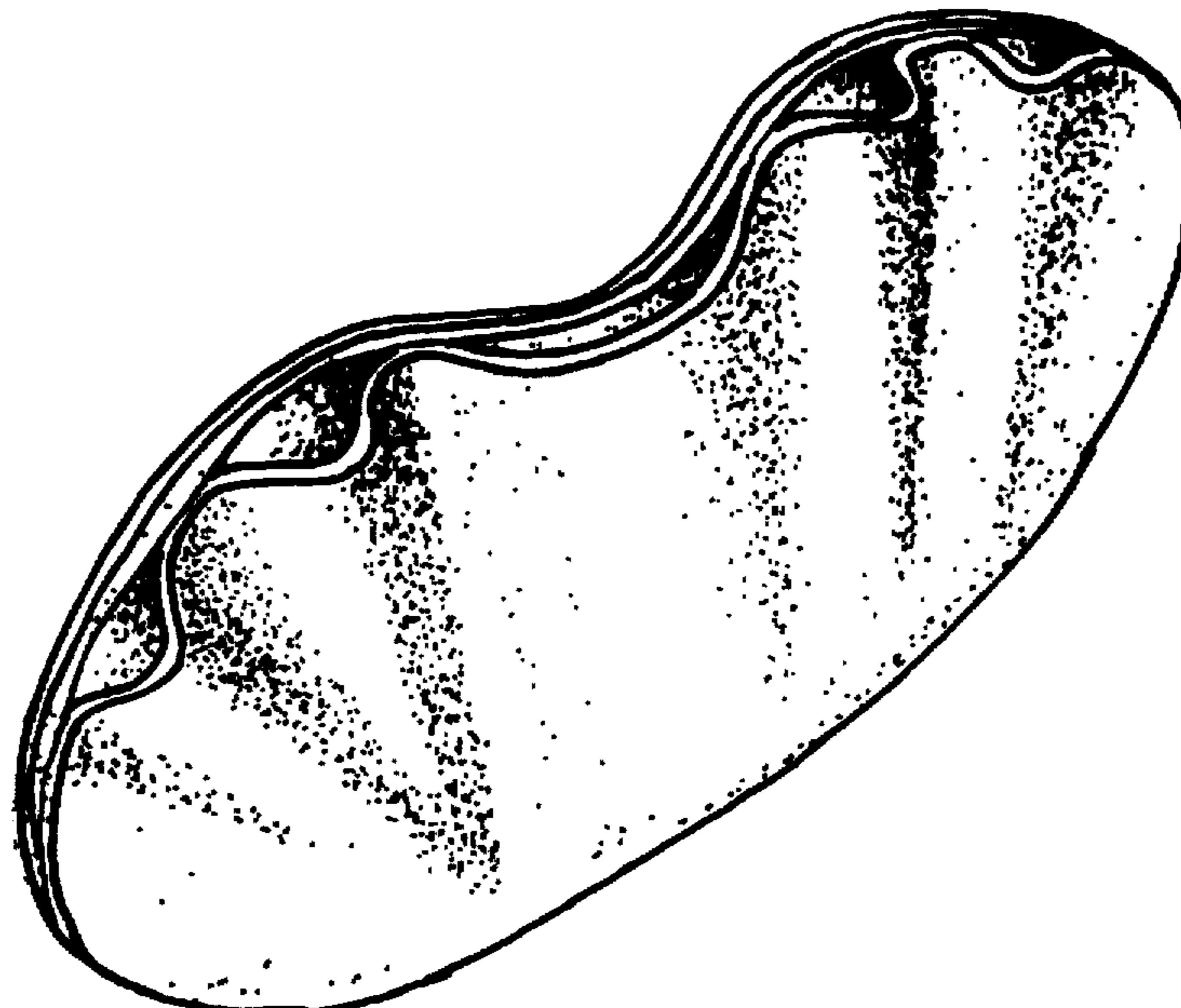
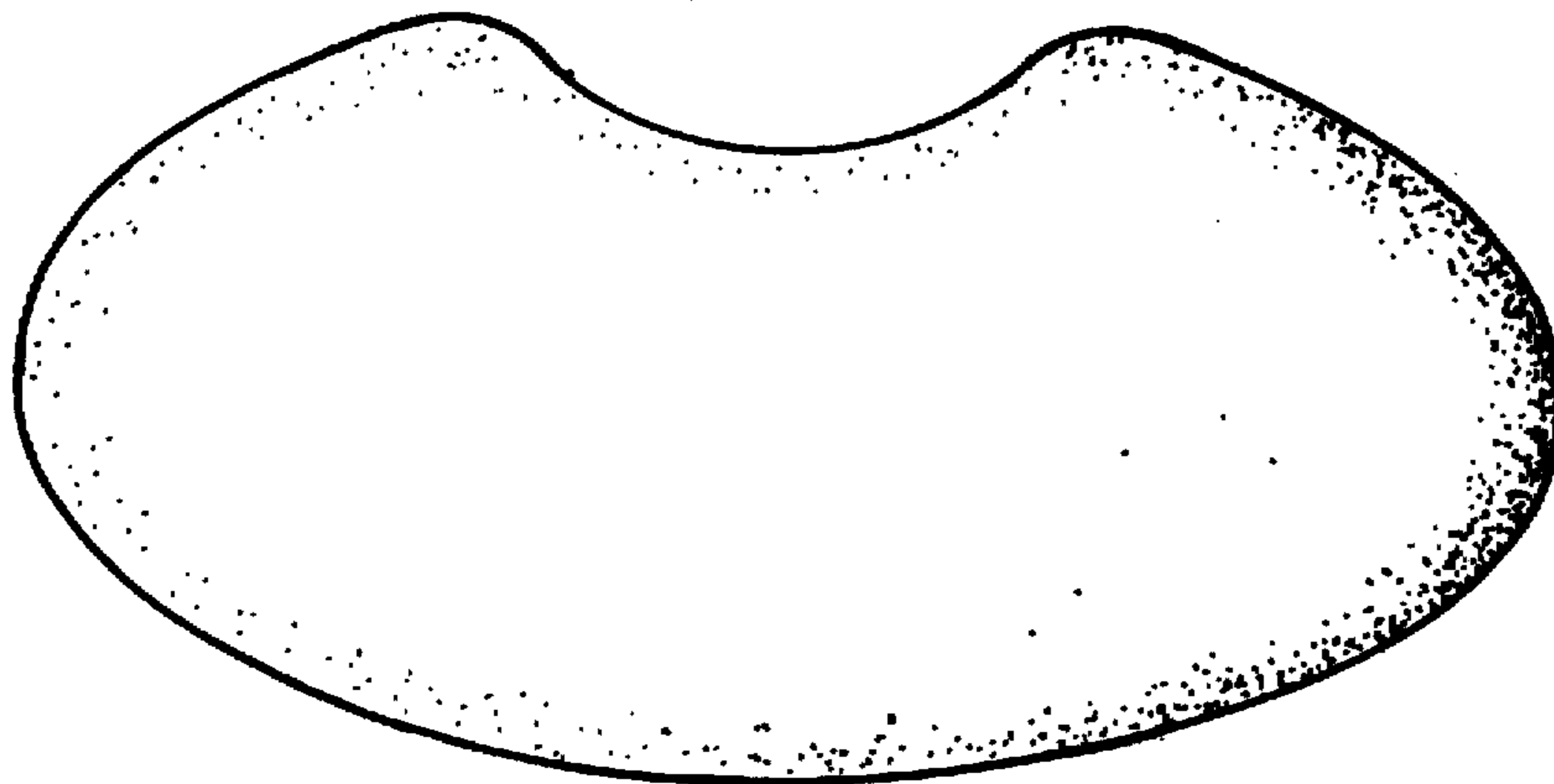
[56] **References Cited**
U.S. PATENT DOCUMENTS

DESCRIPTION

FIG. 1 is a front elevational view of a wallet showing our new design;
FIG. 2 is a left side elevational view thereof, the right side being a mirror image;
FIG. 3 is a top plan view thereof; and,
FIG. 4 is a rear perspective view thereof.

D. 270,784 10/1983 Forrester D3/904 X

1 Claim, 1 Drawing Sheet



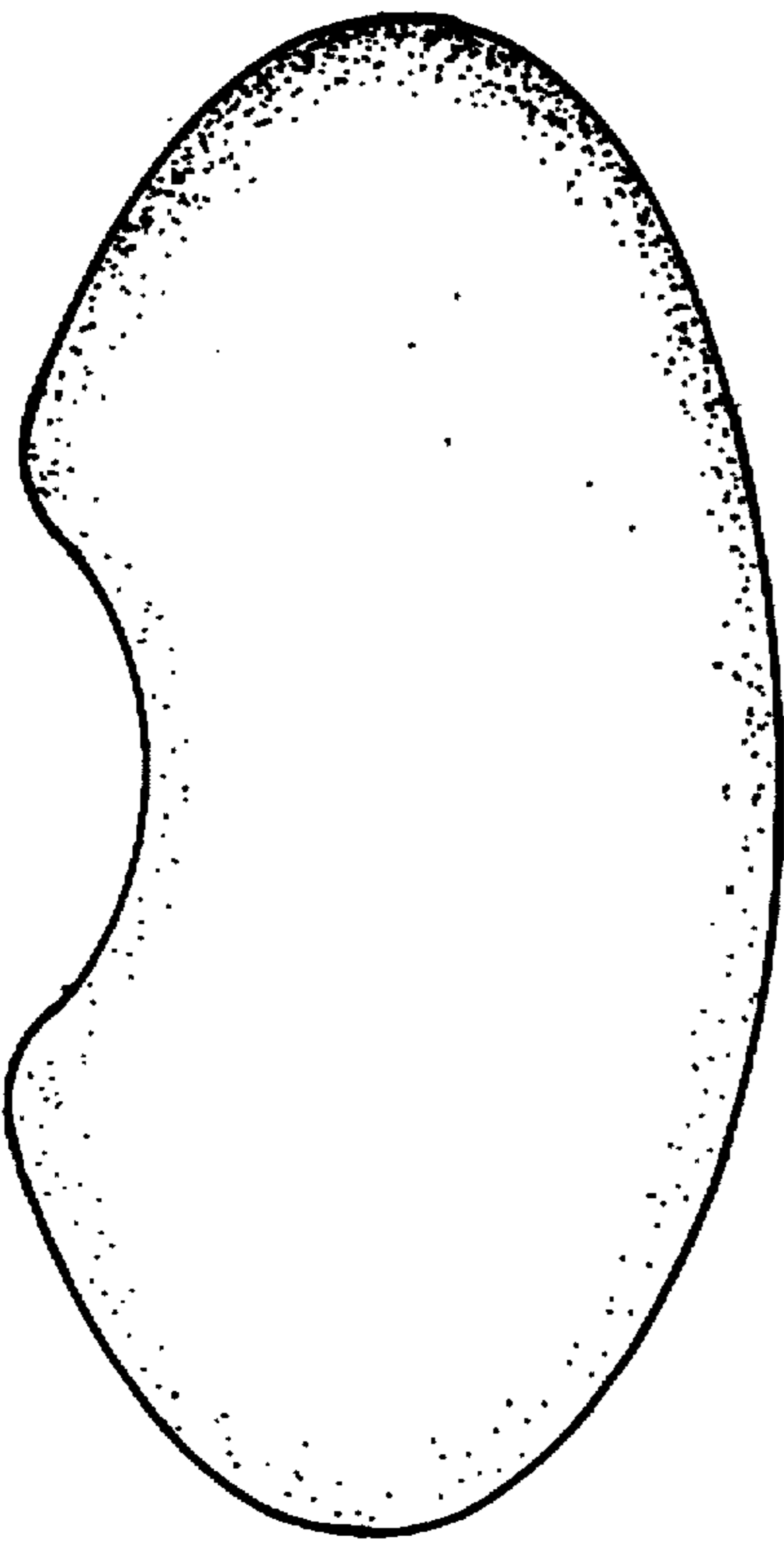


Fig 1




Fig 2

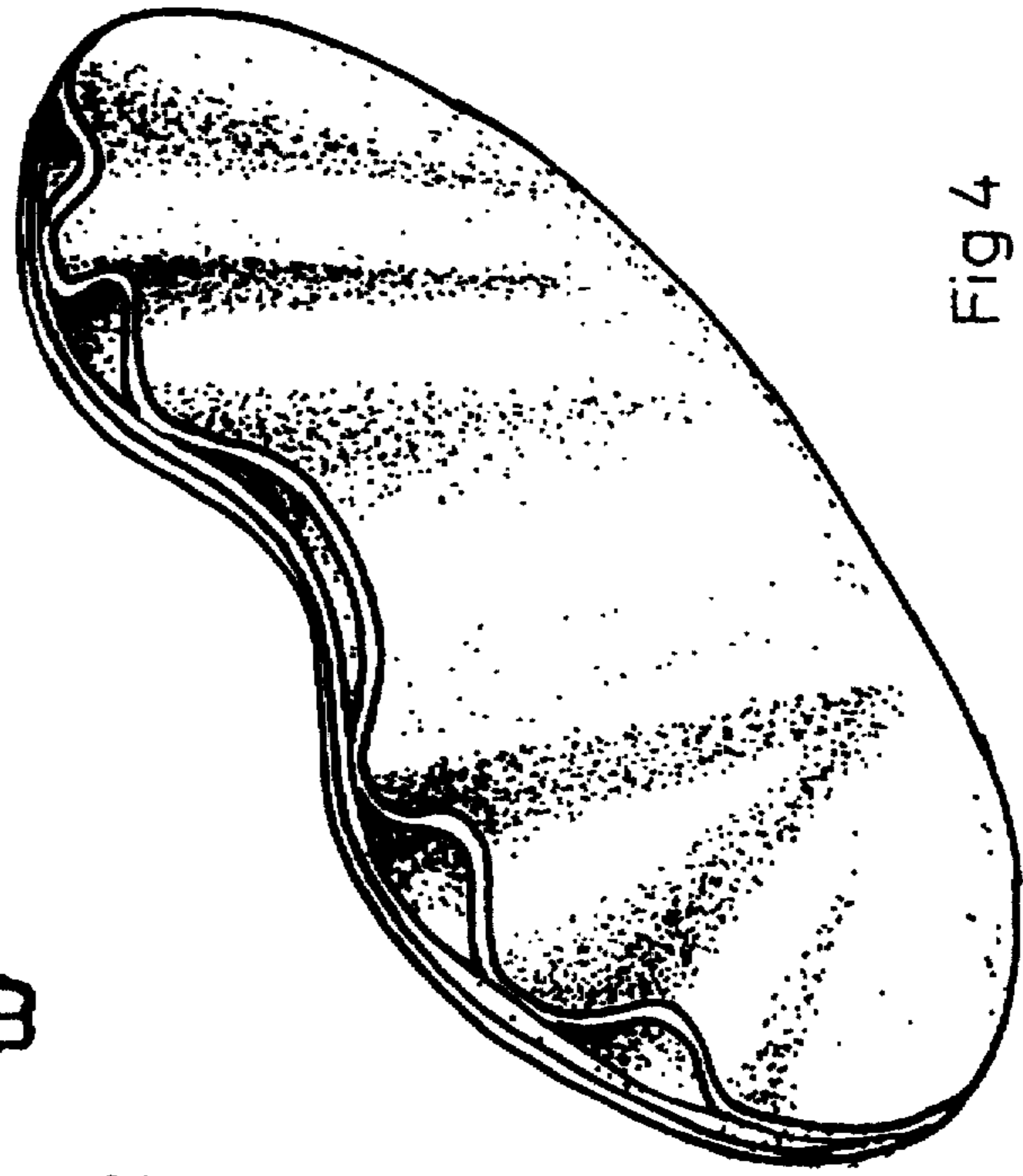


Fig 4



Fig 3