



US00D393149S

United States Patent [19]

Swanston et al.

[11] Patent Number: **Des. 393,149**

[45] Date of Patent: ****Apr. 7, 1998**

[54] **WALLET**

[76] Inventors: **Scott G. Swanston**, 914 Ford Road, Maroubra NSW 2035; **William F. Swanston**, P.O. Box 142, Beaconsfield NSW 2014, both of Australia

[**] Term: **14 Years**

[21] Appl. No.: **66,571**

[22] Filed: **Feb. 18, 1997**

[51] **LOC (6) Cl.** **03-01**

[52] **U.S. Cl.** **D3/247; D3/253**

[58] **Field of Search** **D3/238, 245, 247, D3/303, 320, 900, 904; D9/305; 150/128, 131, 143, 147, 150, 151; 206/315.4; 224/918; 383/4, 38, 39, 66**

[56] **References Cited**

U.S. PATENT DOCUMENTS

D. 270,784 10/1983 Forrester D3/904 X

D. 323,067	1/1992	Palma	224/918 X
2,177,906	10/1939	Miller	383/38 X
3,272,412	9/1966	Antonious	224/918 X
3,674,189	7/1972	Walbeck	224/918 X
4,129,237	12/1978	Grinder	224/918 X
4,960,239	10/1990	Wait	224/918 X

Primary Examiner—Louis S. Zarfes
Assistant Examiner—Monica A. Weingart

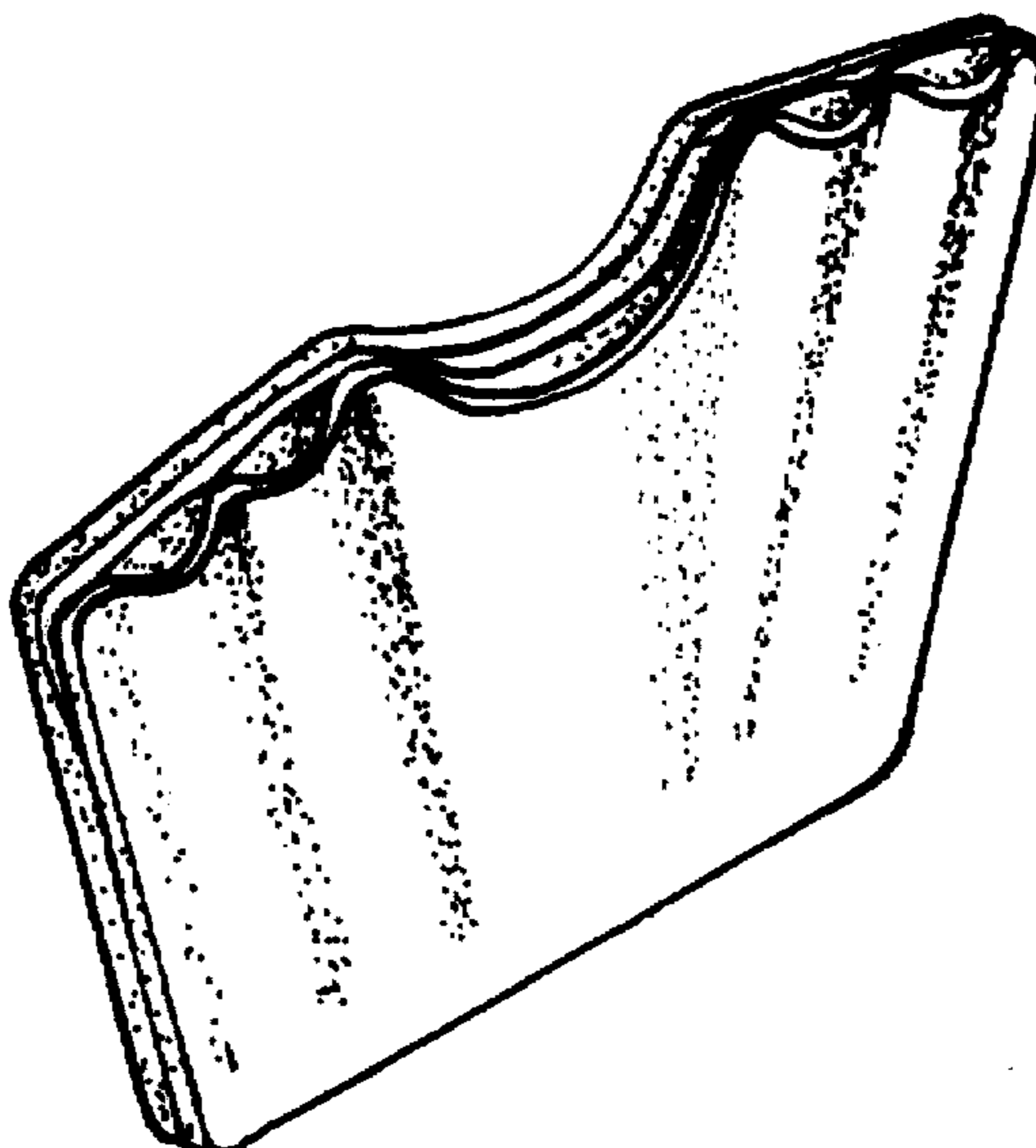
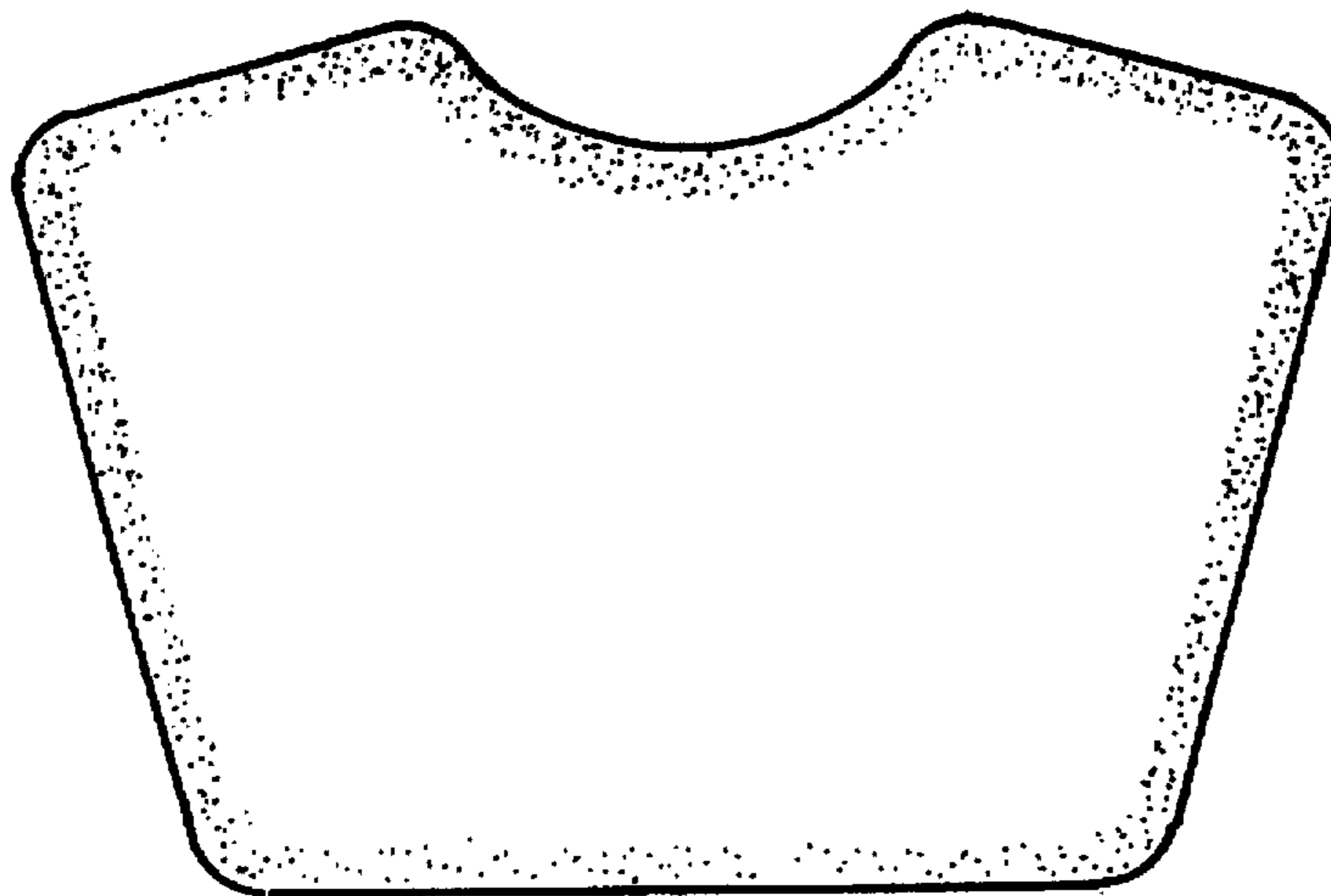
[57] **CLAIM**

The design of a wallet, as shown and described.

DESCRIPTION

FIG. 1 is a front elevational view of a wallet showing our new design;
FIG. 2 is a left side elevational view thereof, the right side being a mirror image;
FIG. 3 is a top plan view thereof; and,
FIG. 4 is a rear perspective view thereof.

1 Claim, 1 Drawing Sheet






Fig 2

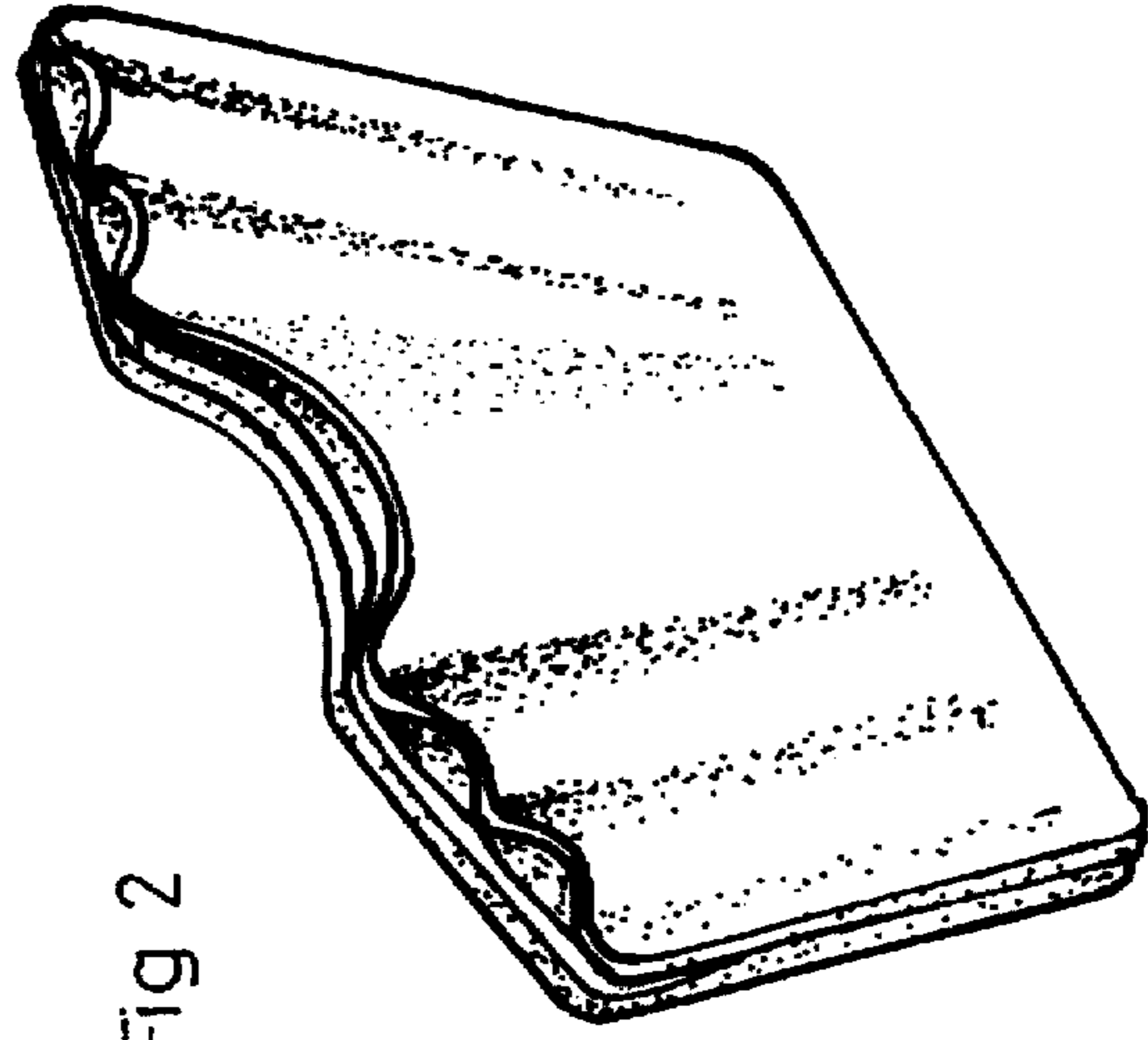


Fig 4




Fig 1



Fig 3