



US00D393144S

United States Patent [19] Ferro

[11] Patent Number: **Des. 393,144**
[45] Date of Patent: ****Apr. 7, 1998**

[54] **SOLE FOR A SHOE**

[75] Inventor: **Luigi Ferro**, Verona, Italy

[73] Assignee: **Saghe' S.r.l.**, Verona, Italy

[**] Term: **14 Years**

[21] Appl. No.: **61,338**

[22] Filed: **Oct. 22, 1996**

[30] **Foreign Application Priority Data**
Apr. 23, 1996 [IT] Italy VR9600014

[51] **LOC (6) Cl.** **02-04**

[52] **U.S. Cl.** **D2/954**

[58] **Field of Search** D2/902, 906, 908,
D2/910, 946, 951, 953, 954, 956, 957,
959, 960, 962, 964; 36/25 R, 28, 29, 32 R,
43, 44, 59 C, 59 D, 84, 89, 101-107, 114,
132, 136

[56] **References Cited**
U.S. PATENT DOCUMENTS
D. 287,183 12/1986 Austin D2/957

D. 332,862 2/1993 Kiyosawa et al. D2/959
D. 352,154 11/1994 Merceron D2/959
D. 356,665 3/1995 Lucarelli D2/953
D. 356,674 3/1995 Lucarelli D2/953
1,985,578 12/1934 Murry 36/32 R
4,527,345 7/1985 Lopez 36/59
4,769,928 9/1988 Ward 36/59 C

Primary Examiner—Ralf Seifert
Attorney, Agent, or Firm—Browdy and Neimark

[57] **CLAIM**

The ornamental design for a sole for a shoe, as shown and described.

DESCRIPTION

FIG. 1 is a bottom plan view of a sole for a shoe showing my new design;
FIG. 2 is a front perspective view;
FIG. 3 is a back perspective view;
FIG. 4 is a side perspective view; and,
FIG. 5 is an opposite side perspective view to that shown in FIG. 4.

1 Claim, 5 Drawing Sheets






FIG. 1



FIG. 2



FIG. 3




FIG. 4




FIG. 5