



US00D393139S

United States Patent [19]

[11] Patent Number: Des. 393,139

Lawrence et al.

[45] Date of Patent: **Apr. 7, 1998

[54] **PADDED SEATBELT SHOULDER HARNESS SLEEVE WITH POCKET**

Primary Examiner—Paula A. Mortimer

[76] Inventors: Daniel M. Lawrence, 301 Liberty St., Pontiac, Mich. 48341; Daren Borza, 13339 Perry Cir., Warren, Mich. 48093

[57] **CLAIM**

The ornamental design for a padded seatbelt shoulder harness sleeve with pocket, as shown and described.

[**] Term: 14 Years

DESCRIPTION

[21] Appl. No.: 58,192

FIG. 1 is a front elevational view of the padded seatbelt shoulder harness sleeve with pocket showing our new design, the dashed lines around the pocket represent conventional stitching;

[22] Filed: Aug. 9, 1996

FIG. 2 is a rear elevational view thereof;

[51] LOC (6) Cl. 02-07

FIG. 3 is a right view thereof;

[52] U.S. Cl. D2/639; D2/624

FIG. 4 is a left view thereof;

[58] Field of Search D2/624, 639, 501; 297/482; 280/808; 2/247

FIG. 5 is a top plan view thereof;

FIG. 6 is a bottom plan view thereof; and,

[56] **References Cited**

FIG. 7 is an isometric view of the rear of the sleeve in the unfastened orientation illustrating the placement of the pile-type fastener.

U.S. PATENT DOCUMENTS

In FIG. 1, the broken line showing of the word "Logo" is for illustrative purposes only and forms no part of claimed design.

D. 369,671	5/1996	Gordon	D2/639
751,033	2/1904	Weed	D2/501 X
4,575,874	3/1986	Johnson	297/482
4,678,205	7/1987	Wold	297/482
4,741,574	5/1988	Weightman et al.	297/482

1 Claim, 3 Drawing Sheets




FIG. 1

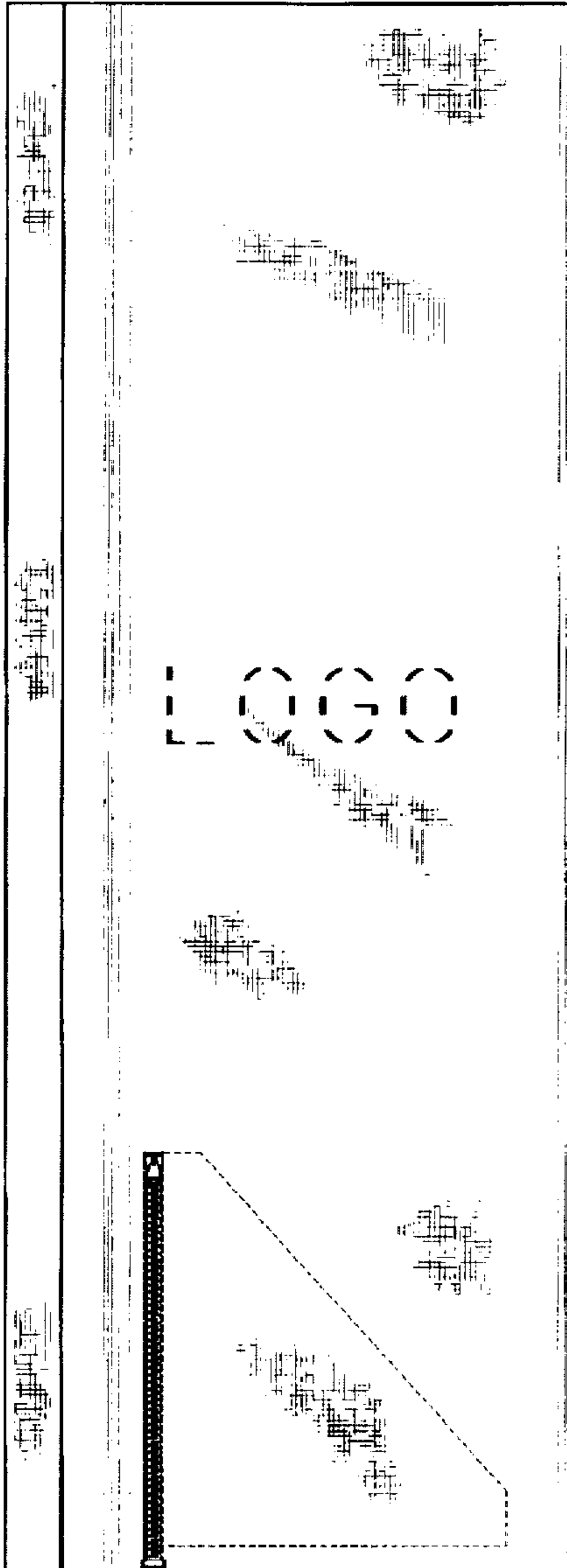


FIG. 2




FIG. 3



FIG. 4



FIG. 5




FIG. 6




FIG. 7

