



US00D393137S

United States Patent [19]
Breton

[11] **Patent Number:** **Des. 393,137**
[45] **Date of Patent:** ****Apr. 7, 1998**

[54] **NEW IMAGE TIE WITH MIRROR CASE**

5,435,011 7/1995 Nicolai et al. 2/145
5,588,385 12/1996 Sand 2/247 X

[76] **Inventor:** Daniel A. Breton, 519-C Reynolds St.,
Danielson, Conn. 06239

Primary Examiner—Paula A. Mortimer

[**] **Term:** 14 Years

[57] **CLAIM**

The ornamental design for a new image tie with mirror case,
as shown.

[21] **Appl. No.:** 60,910

[22] **Filed:** Oct. 10, 1996

DESCRIPTION

[51] **LOC (6) Cl.** 02-05

FIG. 1 is a front elevational view of a new image tie with
mirror case showing my new design;

[52] **U.S. Cl.** D2/605; D2/500

FIG. 2 is a rear elevational view of FIG. 1;

[58] **Field of Search** D2/500, 600, 605;

FIG. 3 is a left side elevational view of FIG. 1;

2/144, 145, 146, 147, 148, 149, 150, 151;

FIG. 4 is a right side elevational view of FIG. 1;

D28/78, 83; D3/247, 250

FIG. 5 is a top plan view of the new image tie with mirror
case of FIG. 1; and,

[56] **References Cited**

FIG. 6 is a bottom plan view of the new image tie with
mirror case of FIG. 1.

U.S. PATENT DOCUMENTS

1,550,134 8/1925 Whitney D2/605 X
1,936,045 11/1933 Bachrach D2/500 X
3,206,765 9/1965 Sherman D2/605 X
5,073,987 12/1991 Crosier 2/247 X

The necktie in FIGS. 2,3, and 4 is drawn broken away to
show indeterminate length.

1 Claim, 3 Drawing Sheets

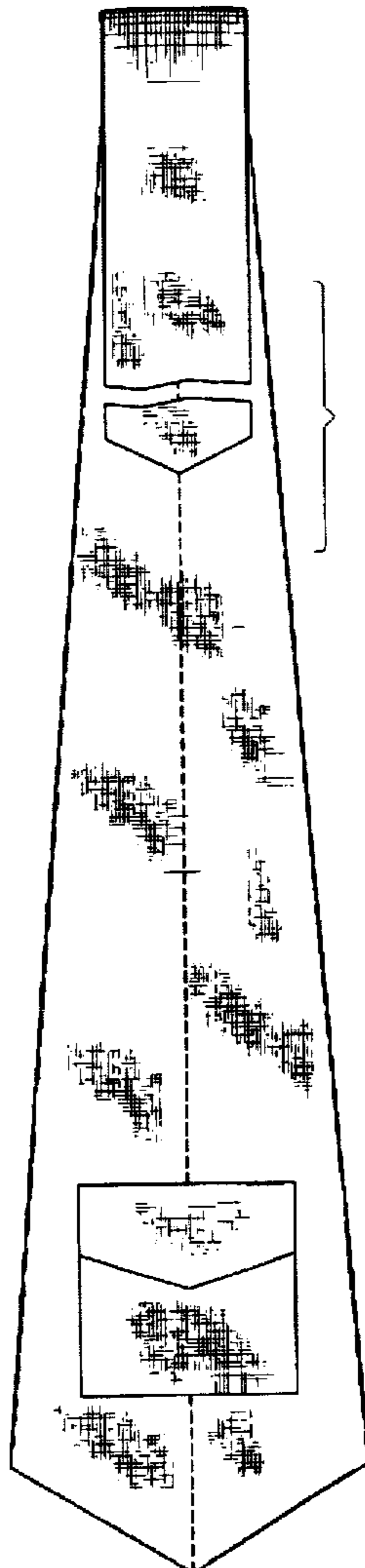


FIG. 1



FIG. 2

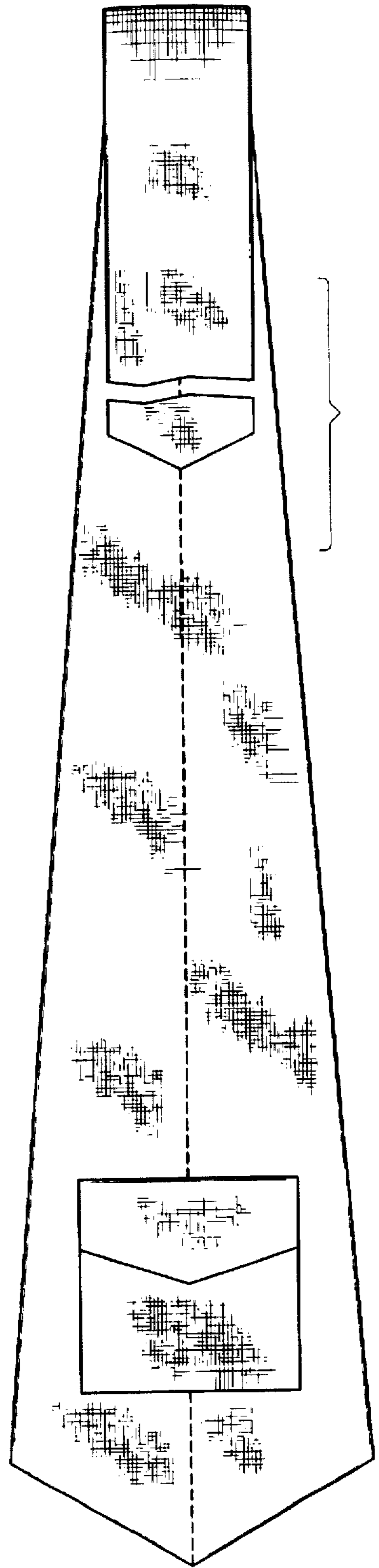


FIG. 3




FIG. 4




FIG. 5

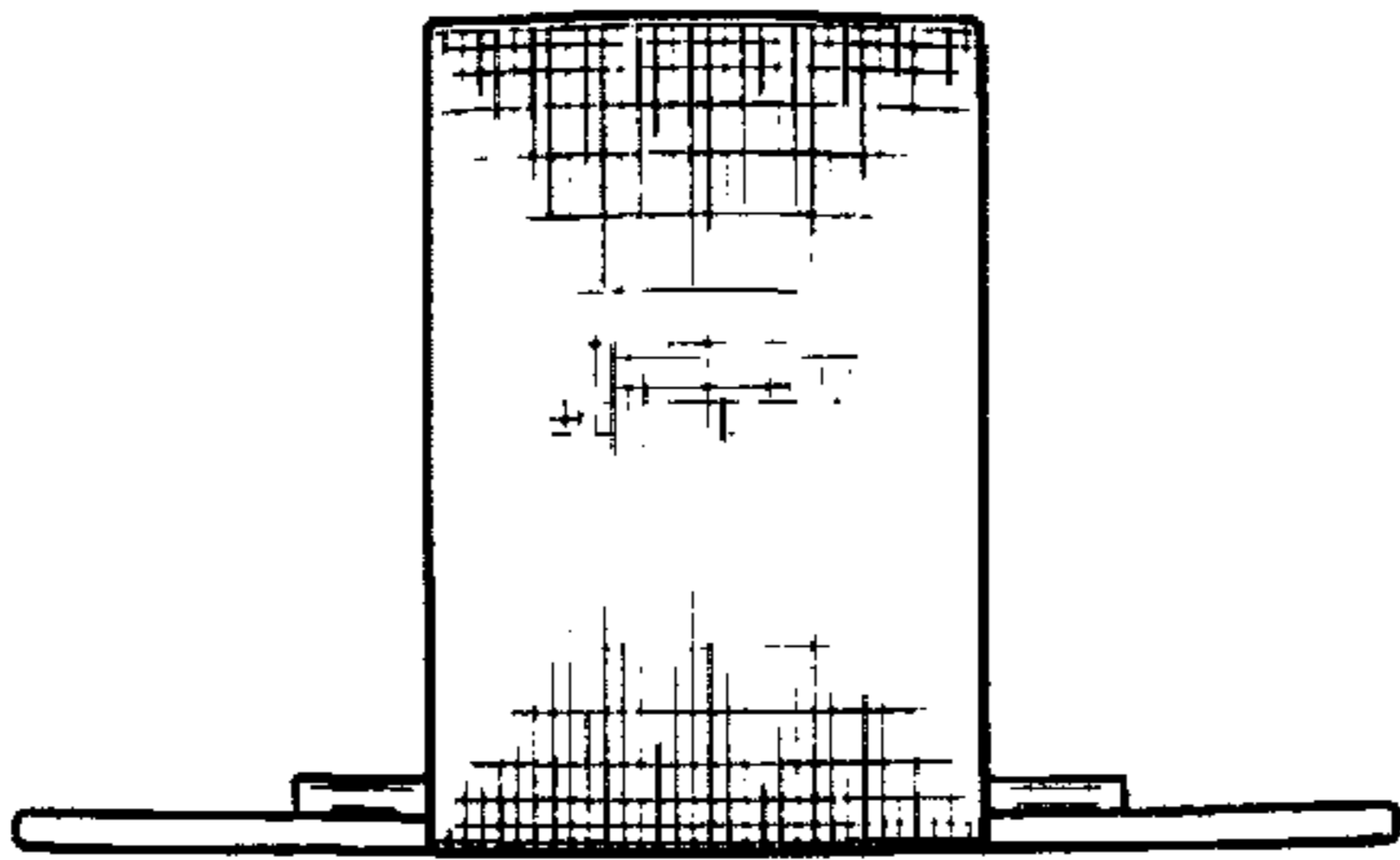


FIG. 6

