



US00D393103S

# United States Patent [19] Ullmann

[11] Patent Number: **Des. 393,103**  
[45] Date of Patent: **\*\*Mar. 31, 1998**

[54] **BEARD-STYLING ATTACHMENT FOR AN ELECTRIC SHAVER**  
[75] Inventor: **Roland Ullmann**, Offenbach, Germany  
[73] Assignee: **Braun Aktiengesellschaft**, Frankfurt, Germany  
[\*\*] Term: **14 Years**

4,614,036 9/1986 Haraguchi ..... 30/233.5 X  
5,050,305 9/1991 Baker et al. .... 30/201  
5,084,974 2/1992 Sukow et al. .... 30/201  
5,105,541 4/1992 Messinger et al. .... 30/34.1

### FOREIGN PATENT DOCUMENTS

6182066 7/1994 Japan ..... 30/43.92

### OTHER PUBLICATIONS

Japanese design document No. 489,589 to Matsushita Denko, K K Dec. 1978.

*Primary Examiner*—Sandra L. Morris  
*Assistant Examiner*—C. Tuttle  
*Attorney, Agent, or Firm*—Fish & Richardson P.C.

[21] Appl. No.: **54,539**  
[22] Filed: **May 14, 1996**  
[30] **Foreign Application Priority Data**

Nov. 20, 1995 [DE] Germany ..... 95 091 31.9

[51] **LOC (6) Cl.** ..... **28-03**  
[52] **U.S. Cl.** ..... **D28/54**  
[58] **Field of Search** ..... D28/44, 45, 49-54;  
30/34.05, 34.1, 34.2, 43, 43.1-43.9, 43.91,  
43.92, 537, 200-203, 233.5

### [57] CLAIM

The ornamental design for a beard-styling attachment for an electric shaver, as shown and described.

### DESCRIPTION

FIG. 1 is a perspective front view of a beard-styling attachment for an electric shaver from above, showing my design; FIG. 2 is a front view of the attachment of FIG. 1; FIG. 3 is a right-side view of the attachment of FIG. 2; FIG. 4 is a left-side view of the attachment of FIG. 2; and FIG. 5 is a top plan view of the attachment of FIG. 2.

### [56] References Cited

#### U.S. PATENT DOCUMENTS

D. 185,170 5/1959 Peters ..... D28/54  
D. 302,601 8/1989 Uchida ..... D28/53  
D. 339,655 9/1993 Sulik ..... D28/53  
D. 355,506 2/1995 Rizzuto et al. .... D28/54

**1 Claim, 2 Drawing Sheets**

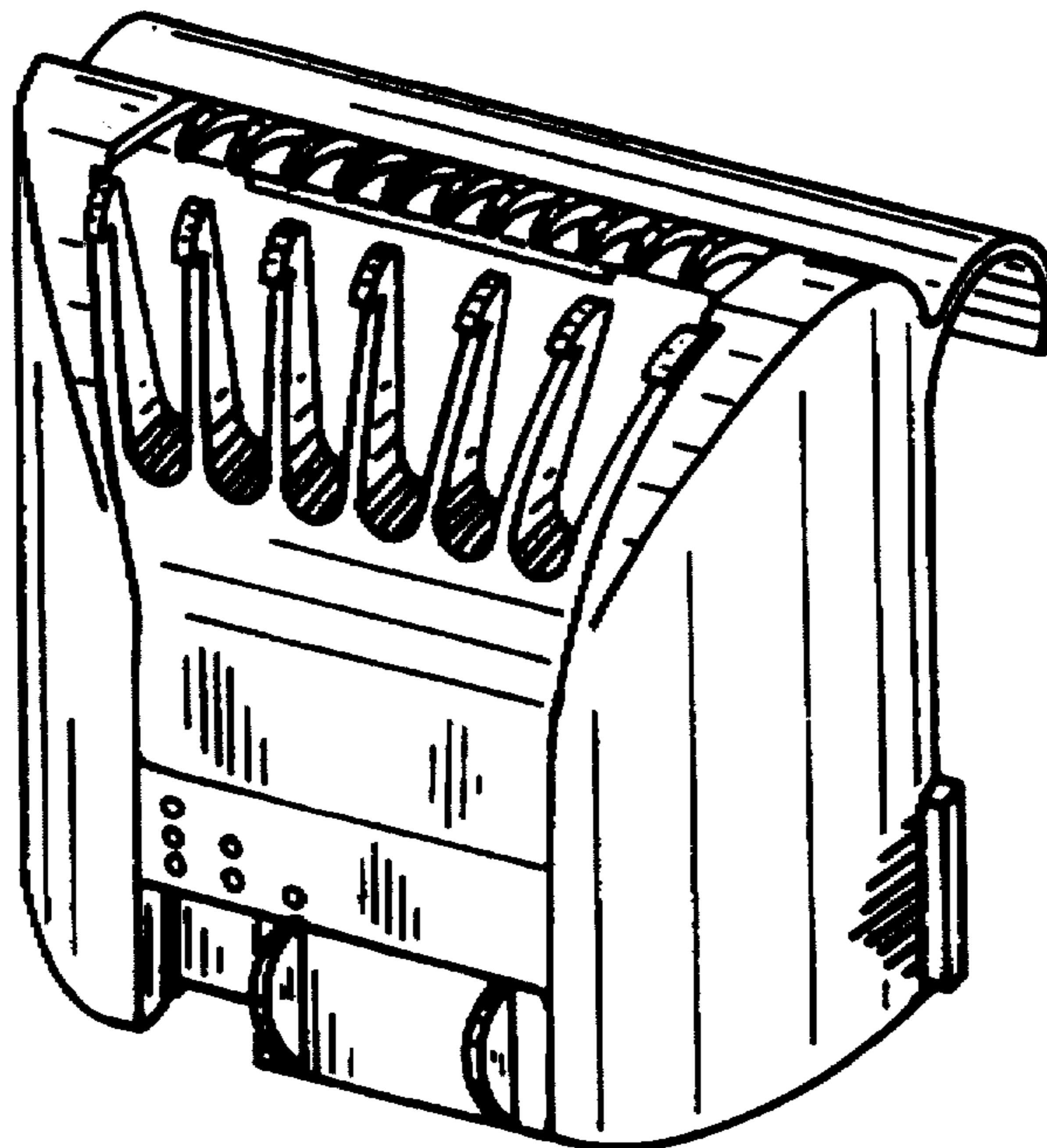


Fig. 1

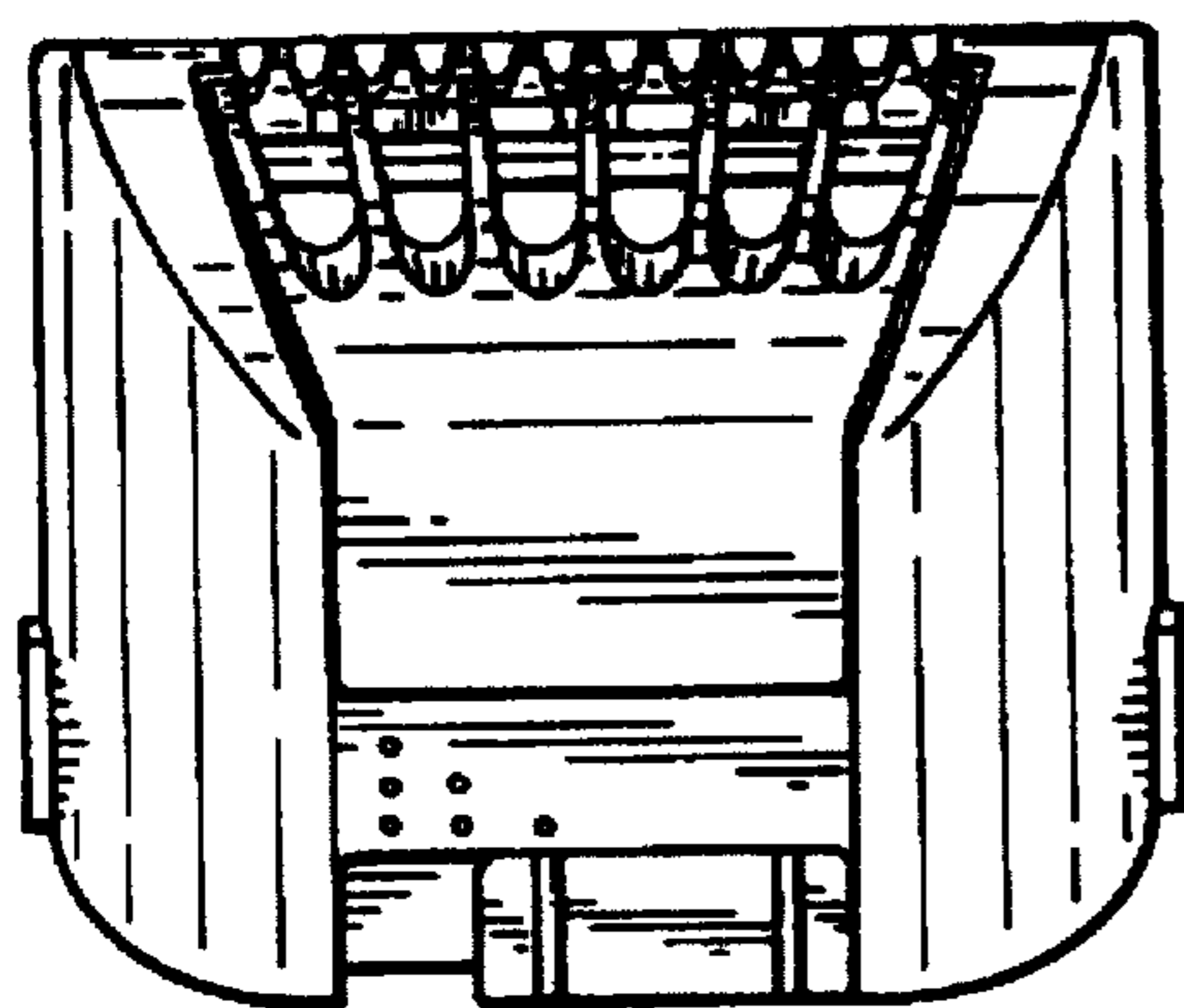
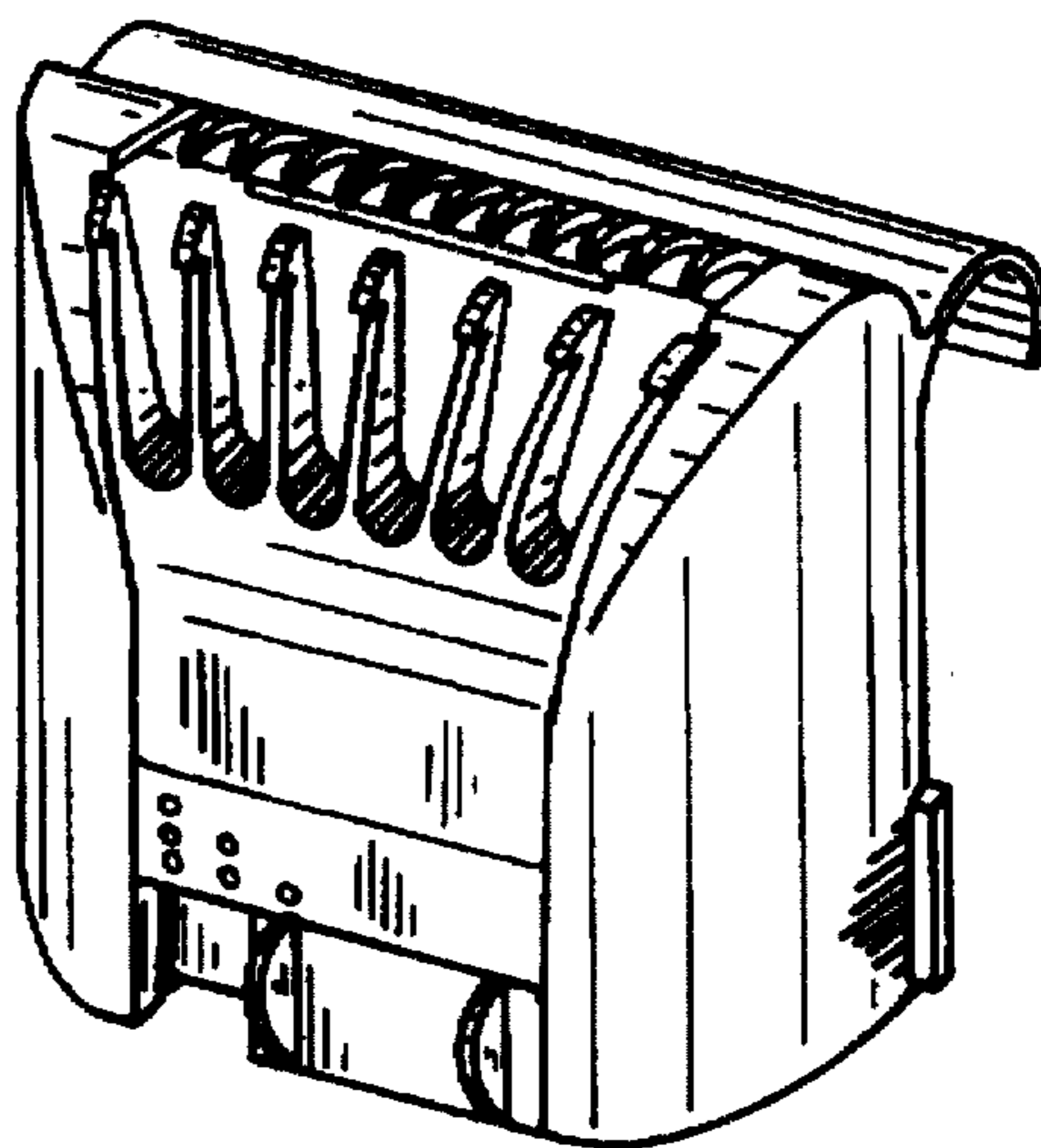


Fig. 2

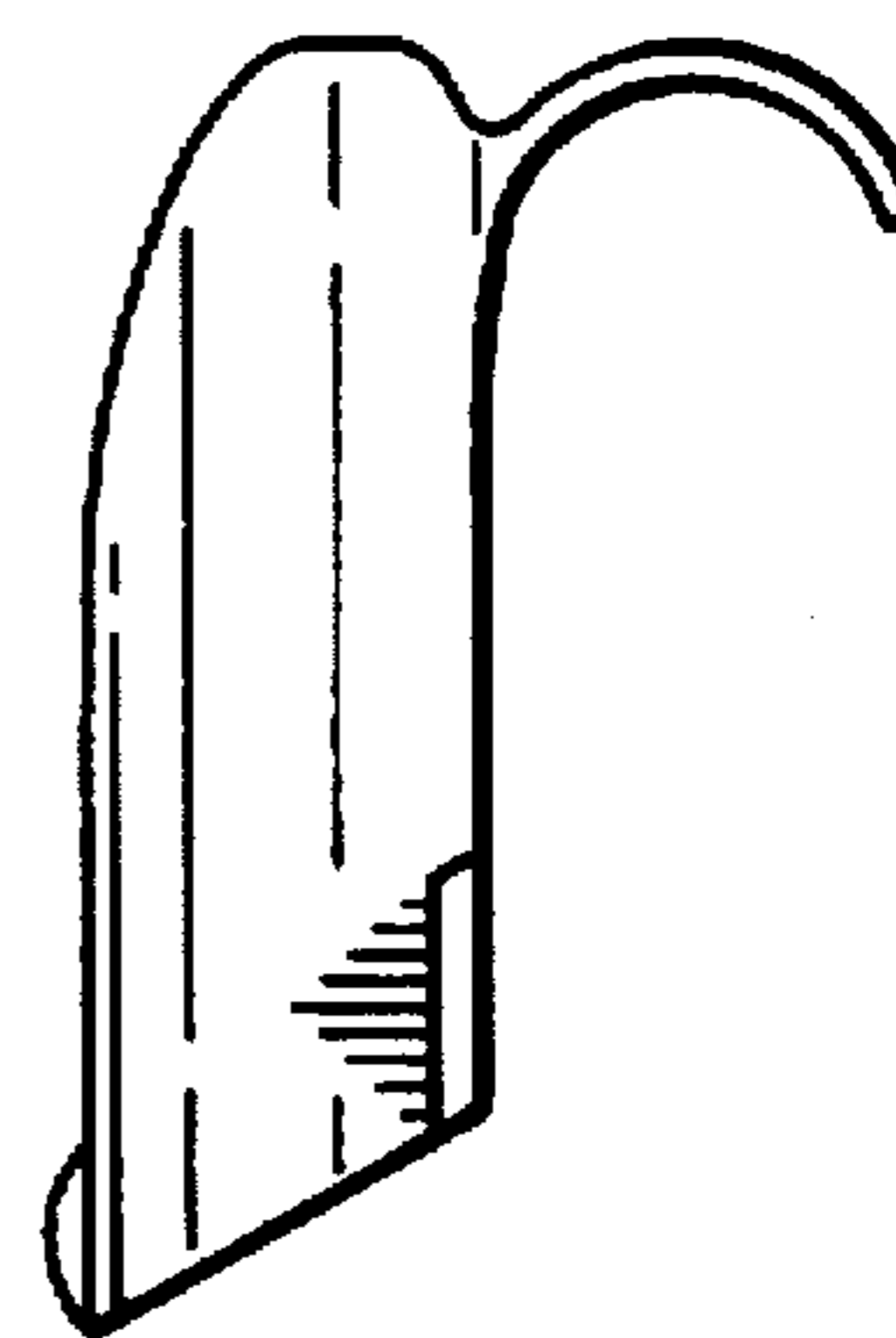


Fig. 3

Fig. 5

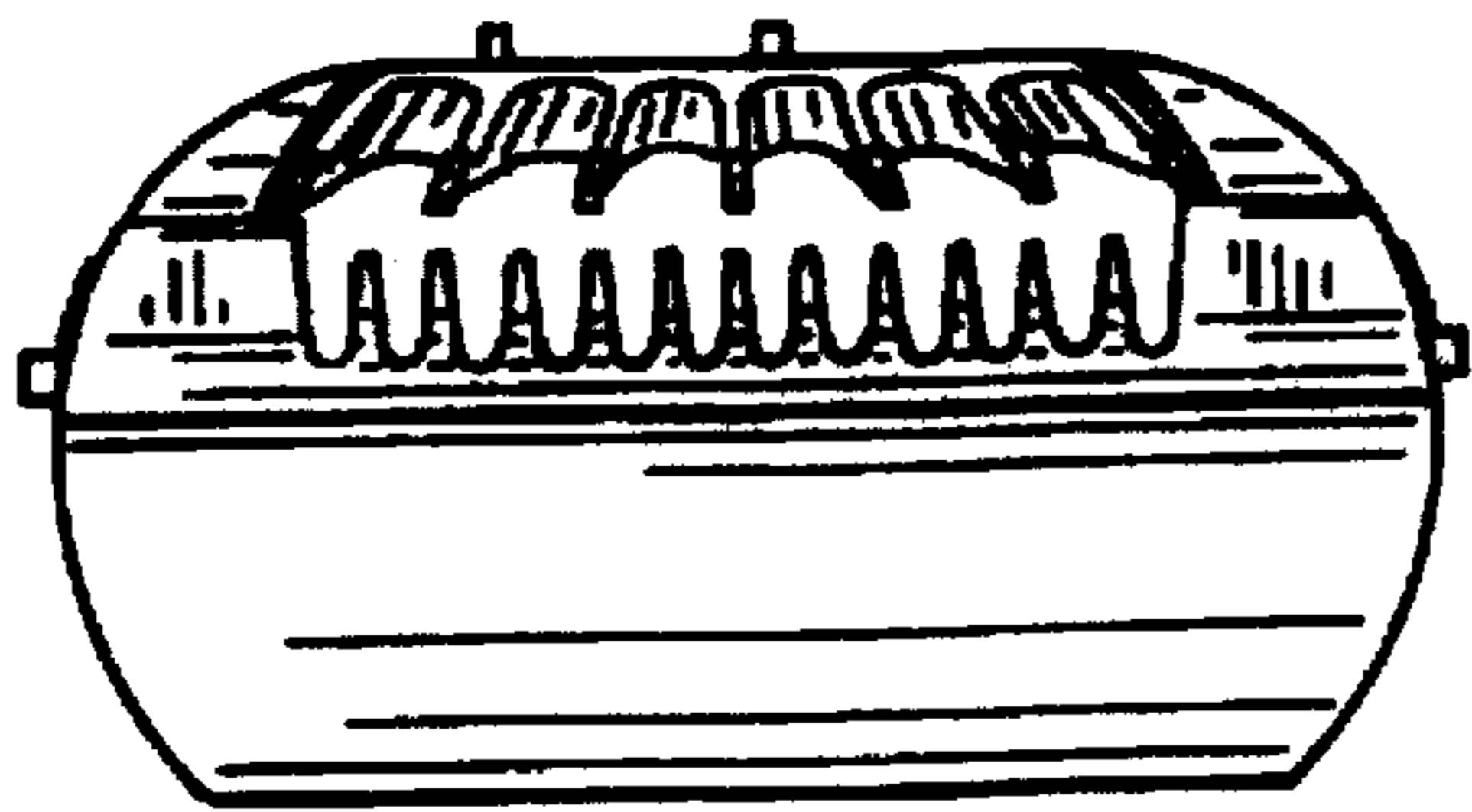


Fig. 4

