

US00D393089S

United States Patent [19]
Metchear, III

[11] **Patent Number: Des. 393,089**
[45] **Date of Patent: **Mar. 31, 1998**

[54] **POST LIGHTING FIXTURE**

[76] **Inventor: Charles R. Metchear, III, 2701 Gulf Shore Rd. N., Naples, Fla. 33940**

[**] **Term: 14 Years**

[21] **Appl. No.: 63,610**

[22] **Filed: Dec. 11, 1996**

Related U.S. Application Data

[62] **Division of Ser. No. 44,710, Sep. 29, 1995, Pat. No. Des. 381,449.**

[51] **LOC (6) Cl. 26-05**

[52] **U.S. Cl. D26/68**

[58] **Field of Search D26/93, 102-112, D26/67, 68; 362/410-414, 147, 153, 153.1, 431**

[56] **References Cited**

U.S. PATENT DOCUMENTS

- D. 209,416 11/1967 Smith D26/68
- D. 236,653 9/1975 Stewart D26/68 X

OTHER PUBLICATIONS

- Corbett Exterior Lighting Catalog, p. E7, exterior light #3457, 1994.
- Corbett Exterior Lighting Catalog, p. E15, exterior light base #PBM-66, 1994.
- Lighting Design and Application, inside front cover, McLighting Bollard, Aug. 1982.

ISI Lighting Systems Seabrook Exterior Lighting catalog, front cover, pointed top—exterior fixture, Sep. 1993.

Primary Examiner—Susan J. Lucas
Attorney, Agent, or Firm—Lahive & Cockfield, LLP

[57] **CLAIM**


The ornamental design for a post lighting fixture, as shown and described.

DESCRIPTION

FIG. 1 is a front, left side perspective view of a post lighting fixture showing my new design;
 FIG. 2 is a top plan view thereof;
 FIG. 3 is a bottom plan view thereof;
 FIG. 4 is a front elevational view thereof;
 FIG. 5 is a rear elevational view thereof, the left elevational view and the right elevational view being identical to the rear elevational view;
 FIG. 6 is a fragmentary front elevational view of a second embodiment of my new design;
 FIG. 7 is a top plan view thereof;
 FIG. 8 is a fragmentary front elevational view of a third embodiment of my new design;
 FIG. 9 is a top plan view thereof;
 FIG. 10 is a fragmentary front elevational view of a fourth embodiment of my new design; and,
 FIG. 11 is a top plan view thereof.

The second, third, and fourth embodiments are fragmentarily shown for convenience of illustration, it being understood that these embodiments differ from the first embodiment only in the configuration of the top cap.

1 Claim, 3 Drawing Sheets






FIG. 1




FIG. 2




FIG. 3




FIG. 4

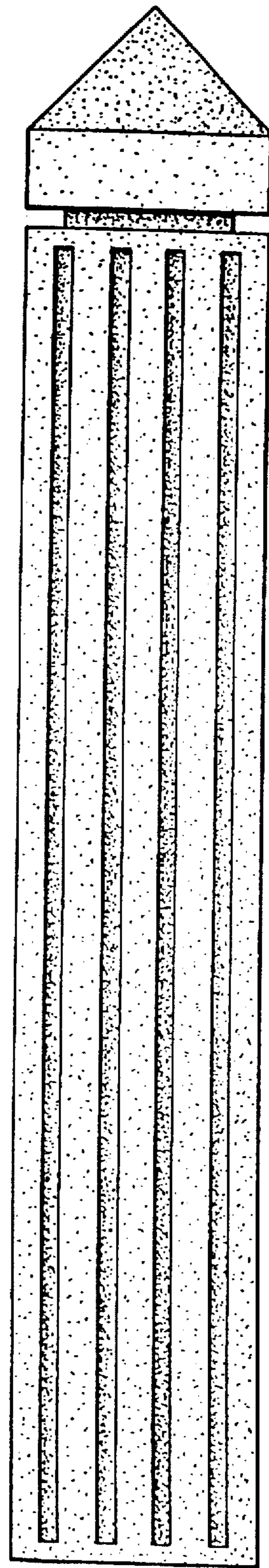


FIG. 5




FIG. 6

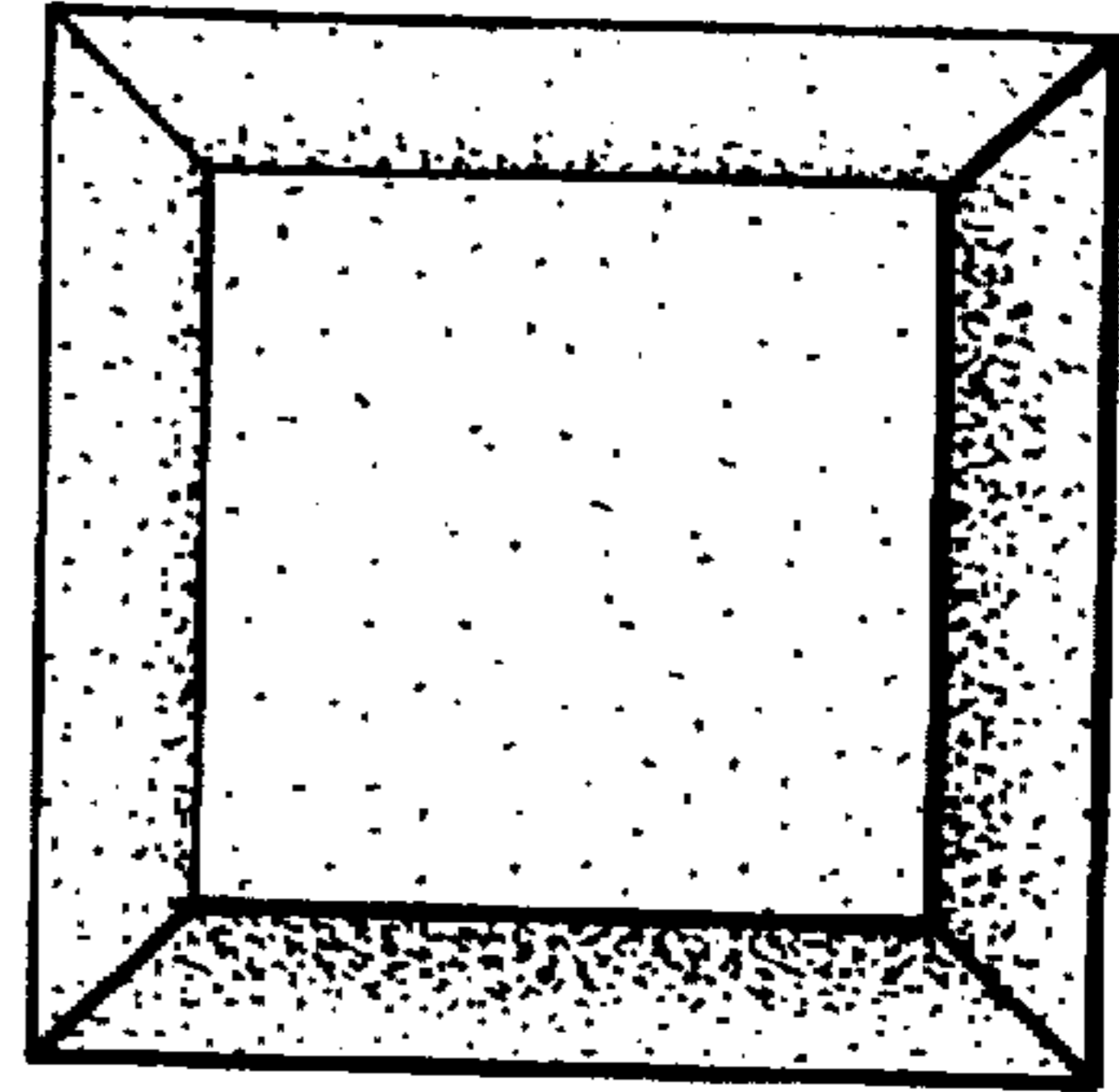


FIG. 7




FIG. 8

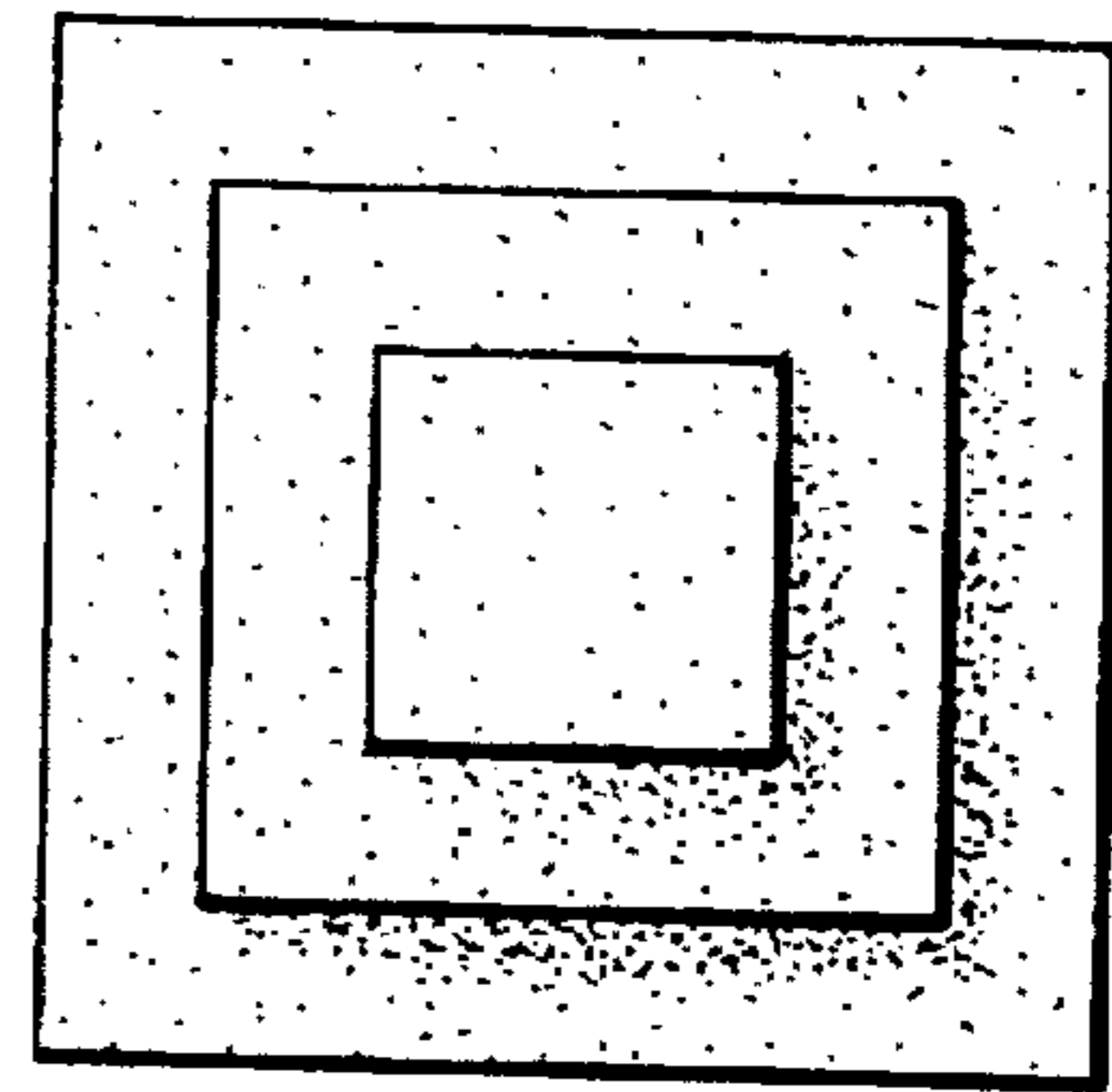


FIG. 9




FIG. 10




FIG. 11