



US00D393043S

United States Patent [19]
Grice

[11] **Patent Number: Des. 393,043**
[45] **Date of Patent: **Mar. 31, 1998**

[54] **REEL SEAT**
[75] **Inventor: Steven L. Grice, Spirit Lake, Iowa**
[73] **Assignee: Berkley, Inc., Spirit Lake, Iowa**
[**] **Term: 14 Years**
[21] **Appl. No.: 59,354**
[22] **Filed: Sep. 9, 1996**
[51] **LOC (6) Cl. 22-05**
[52] **U.S. Cl. D22/142**
[58] **Field of Search D22/142; 43/22,**
43/23, 18.1

D. 347,878 6/1994 Grice D22/142
4,043,071 8/1977 Lando 43/23
4,334,378 6/1982 Worth 43/22
4,516,351 5/1985 Highby 43/23
4,649,661 3/1987 Myojo 43/18.1
4,703,578 11/1987 Highby 43/18.1
4,860,484 8/1989 Green et al. 43/22

Primary Examiner—Doris V. Coles
Attorney, Agent, or Firm—Banner & Witcoff, Ltd.

[57] **CLAIM**

The ornamental design for a reel seat, as shown and described.

DESCRIPTION

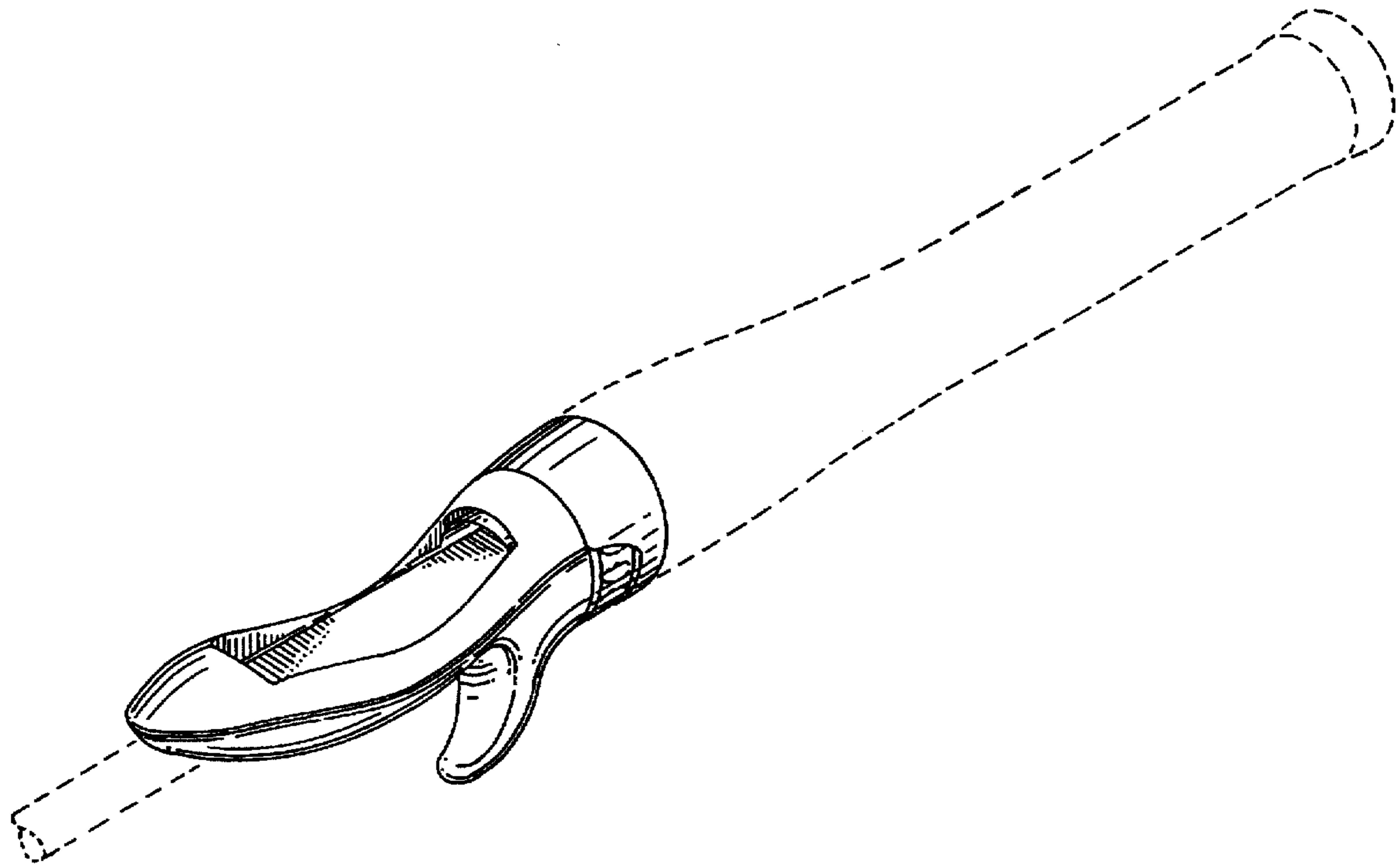
FIG. 1 is a perspective view of a reel seat showing my new design;
FIG. 2 is a front view thereof;
FIG. 3 is a rear view thereof;
FIG. 4 is a side elevational view thereof, the other side being a mirror image;
FIG. 5 is a top plan view thereof; and,
FIG. 6 is a bottom plan view thereof.
The broken line showing of a fishing rod handgrip portion and blank is for illustrative purposes only and forms no part of the claimed design.

[56] **References Cited**

U.S. PATENT DOCUMENTS

D. 165,529 12/1951 Kitterman D22/142
D. 252,639 8/1979 Ohmura D22/142
D. 256,837 9/1980 Endo et al. D22/142
D. 258,231 2/1981 Airhart D22/142
D. 266,427 10/1982 McMickle et al. .
D. 300,651 4/1989 Lassi D22/142
D. 301,051 5/1989 Lassi D22/142
D. 327,727 7/1992 Robbins et al. D22/142
D. 341,408 11/1993 Grice D22/142
D. 342,985 1/1994 Grice D22/142
D. 343,225 1/1994 Grice D22/142

1 Claim, 2 Drawing Sheets



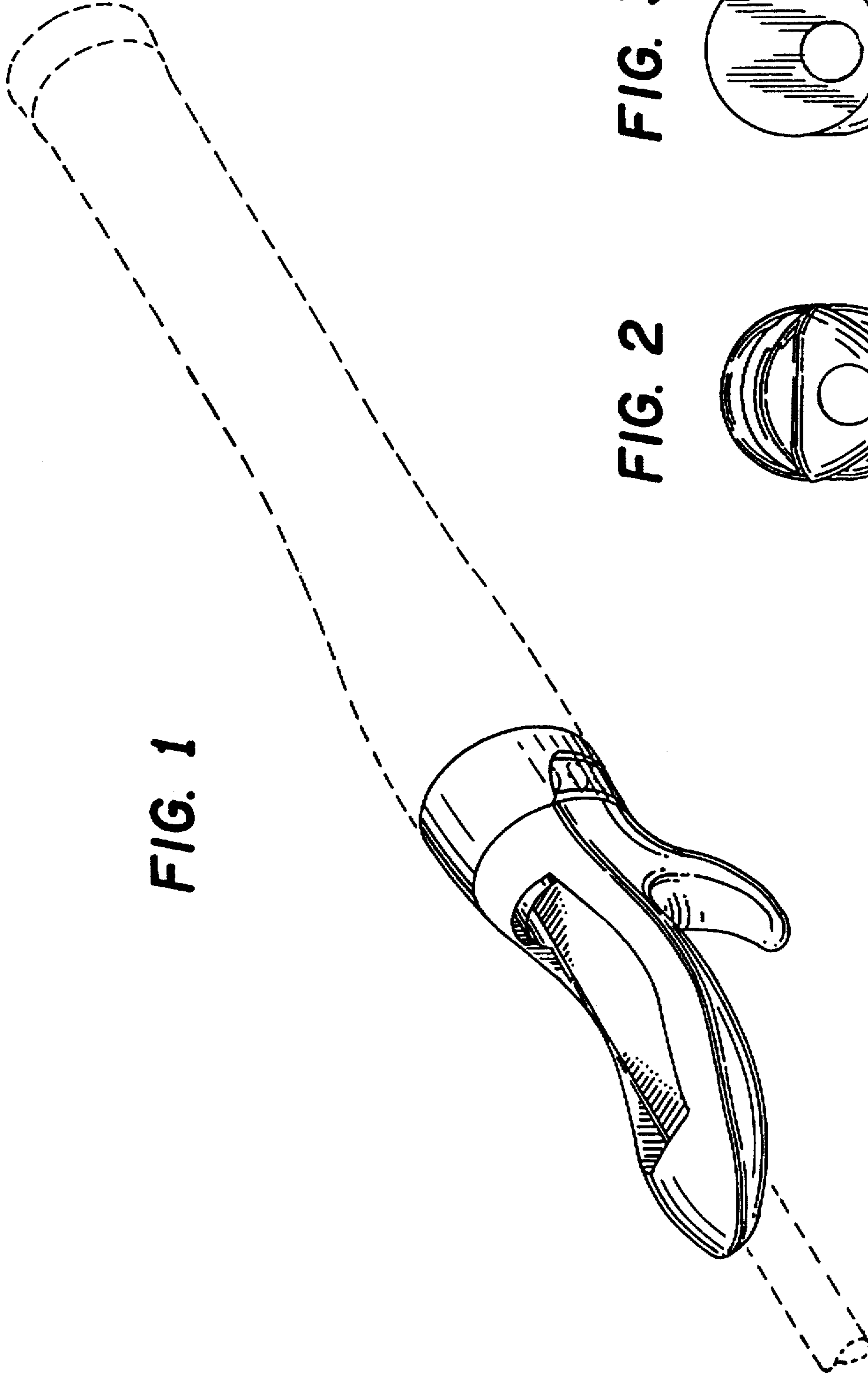


FIG. 3

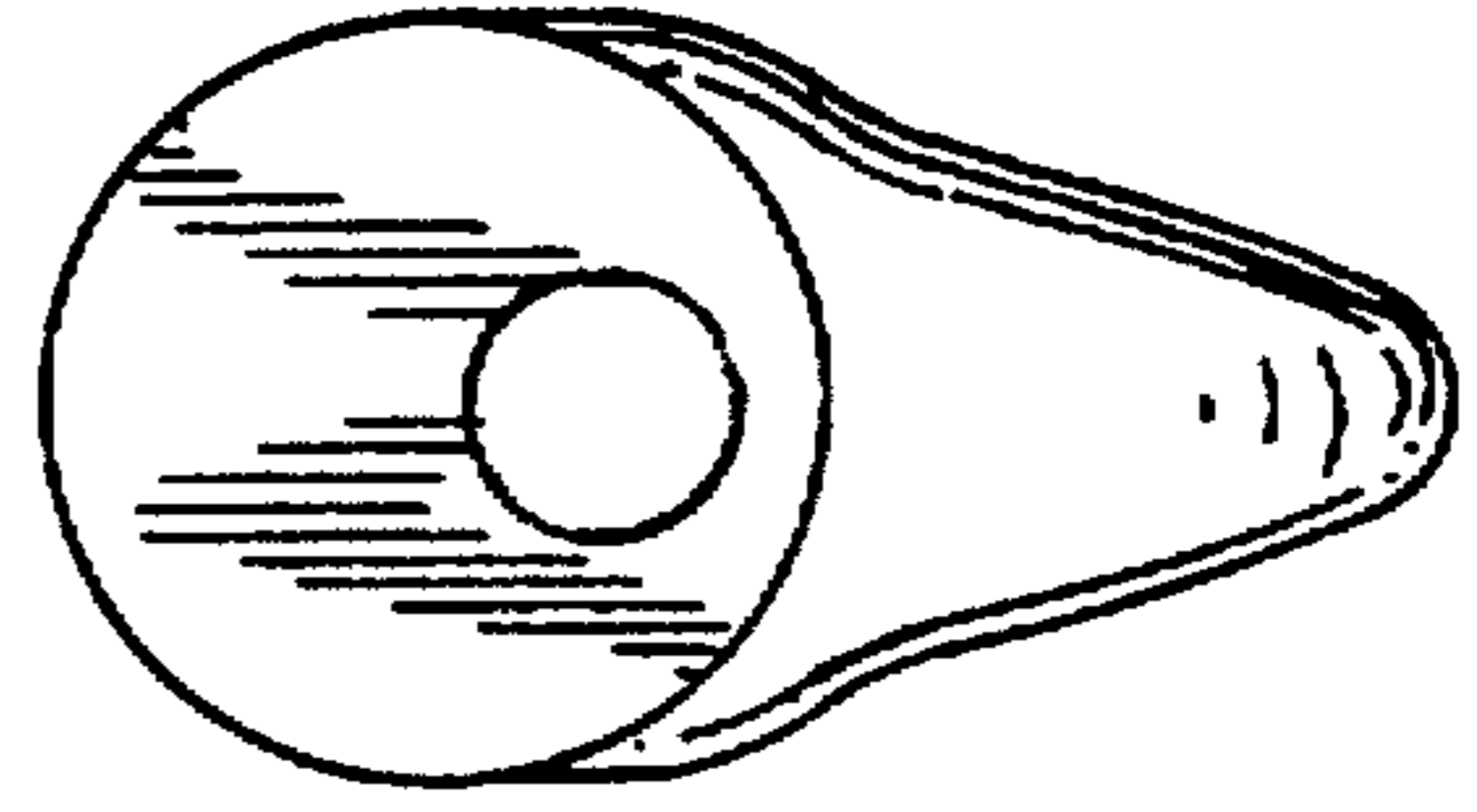


FIG. 2

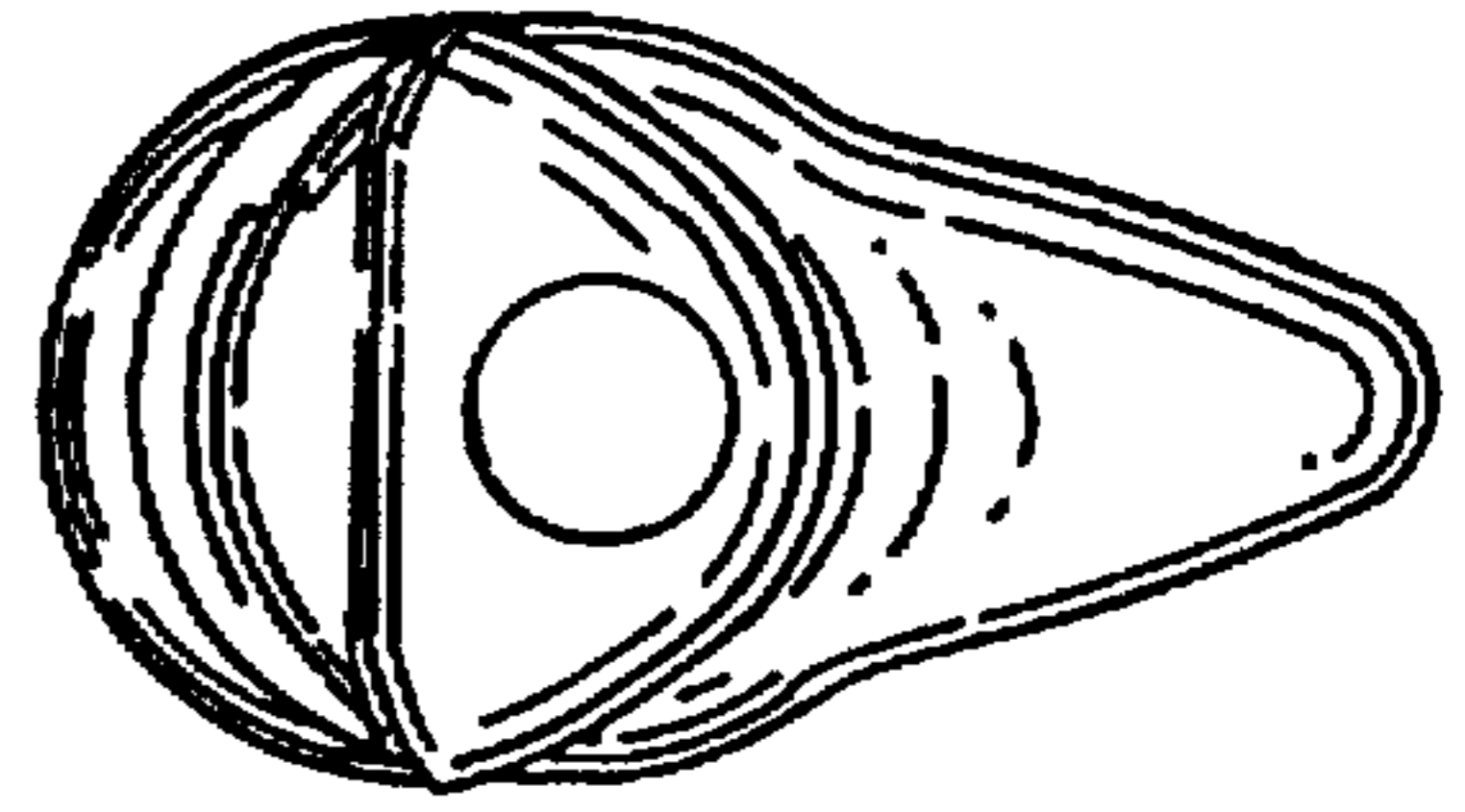


FIG. 4

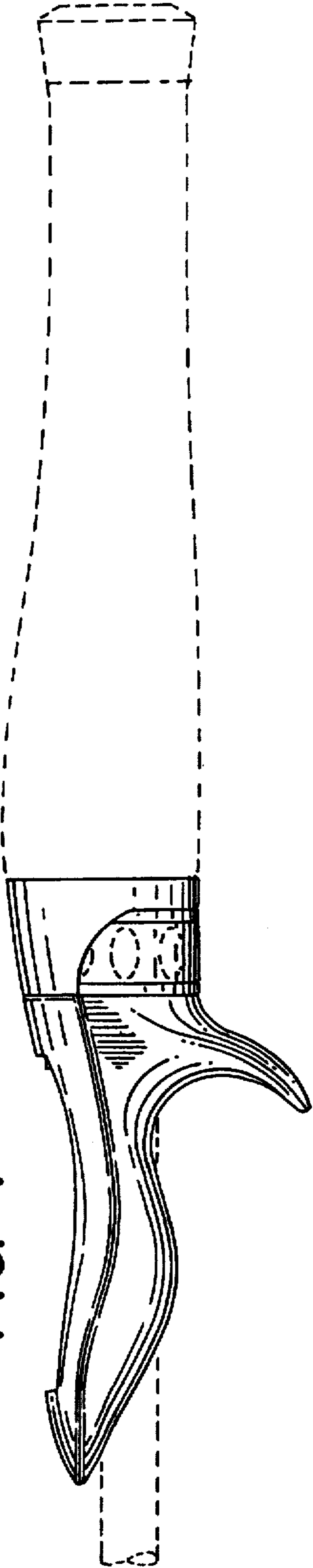


FIG. 5




FIG. 6

