

US00D393030S

**United States Patent** [19]  
**Mills**

[11] **Patent Number:** **Des. 393,030**  
[45] **Date of Patent:** **\*\*Mar. 31, 1998**

[54] **BALL FOR SPORTS AND GAMES**  
[75] **Inventor:** **Christopher I. Mills, Leeds, England**  
[73] **Assignee:** **Umbro International, J.V.,  
Wilmington, Del.**  
[\*\*] **Term:** **14 Years**  
[21] **Appl. No.:** **50,312**  
[22] **Filed:** **Feb. 14, 1996**  
[30] **Foreign Application Priority Data**

Aug. 15, 1995 [GB] United Kingdom ..... 2049593  
[51] **LOC (6) Cl.** ..... **21-02**  
[52] **U.S. Cl.** ..... **D21/204**  
[58] **Field of Search** ..... **D21/203-205;**  
**273/58 R, 58 A, 58 B, 58 BA, 58 E, 58 G,**  
**58 J, 58 K, 58 D, 60 R, 60 A, 60 B, 65 R,**  
**65 EA, 65 EG, 65 EF**

[56] **References Cited**  
**U.S. PATENT DOCUMENTS**  
D. 341,869 11/1993 Louez ..... D21/204

1,923,236 8/1933 Sonnett ..... 273/65 EG  
2,086,094 7/1937 Reach ..... 273/58 A  
4,239,568 12/1980 Takazawa ..... 273/58 R X

**OTHER PUBLICATIONS**

Spalding, 1975 Retail Catalog, p. 32, Tennis Balls.

*Primary Examiner*—Prabhakar G. Deshmukh  
*Assistant Examiner*—Cheri Cohen  
*Attorney, Agent, or Firm*—Needle & Rosenberg, P.C.

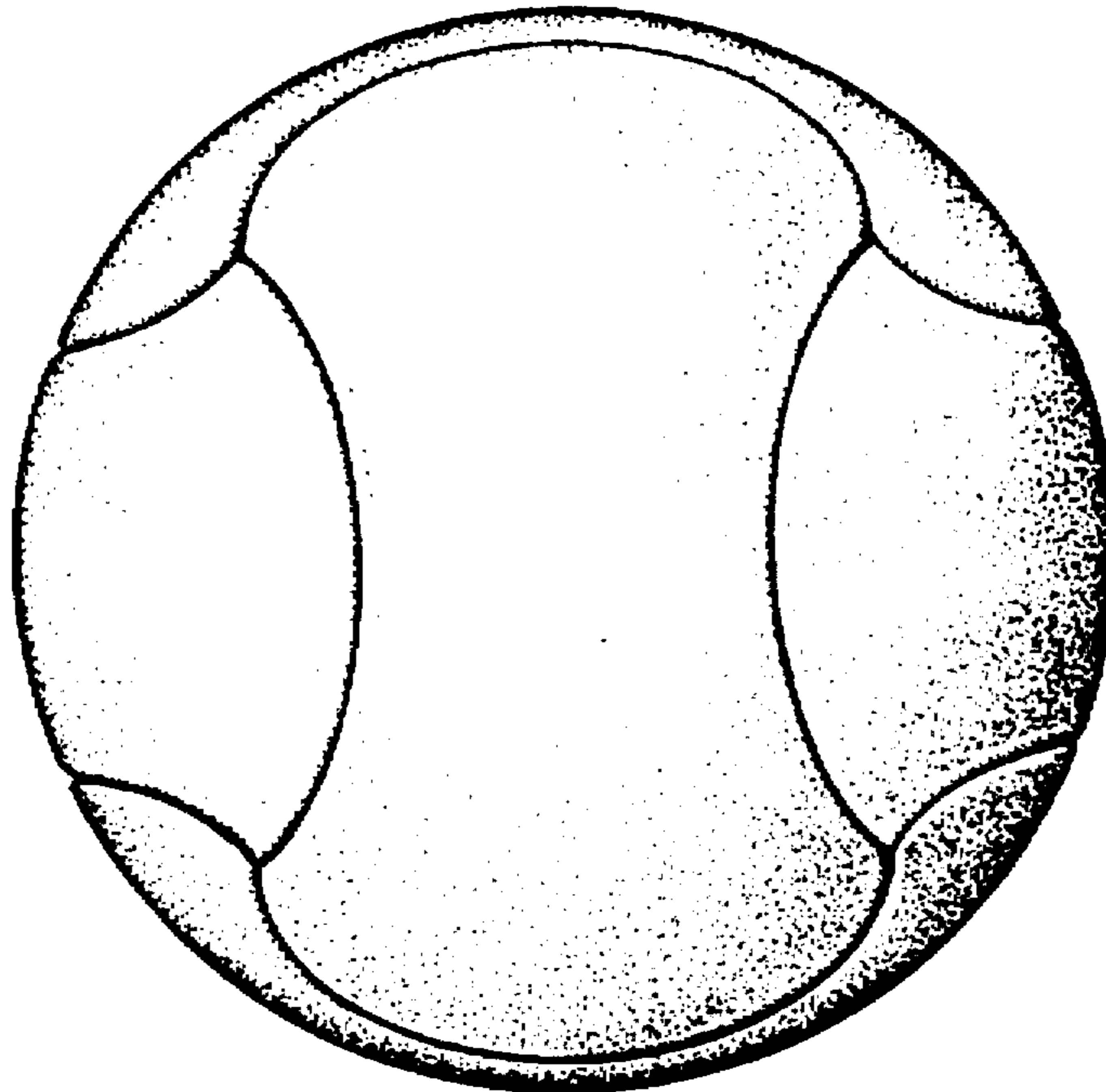
[57] **CLAIM**

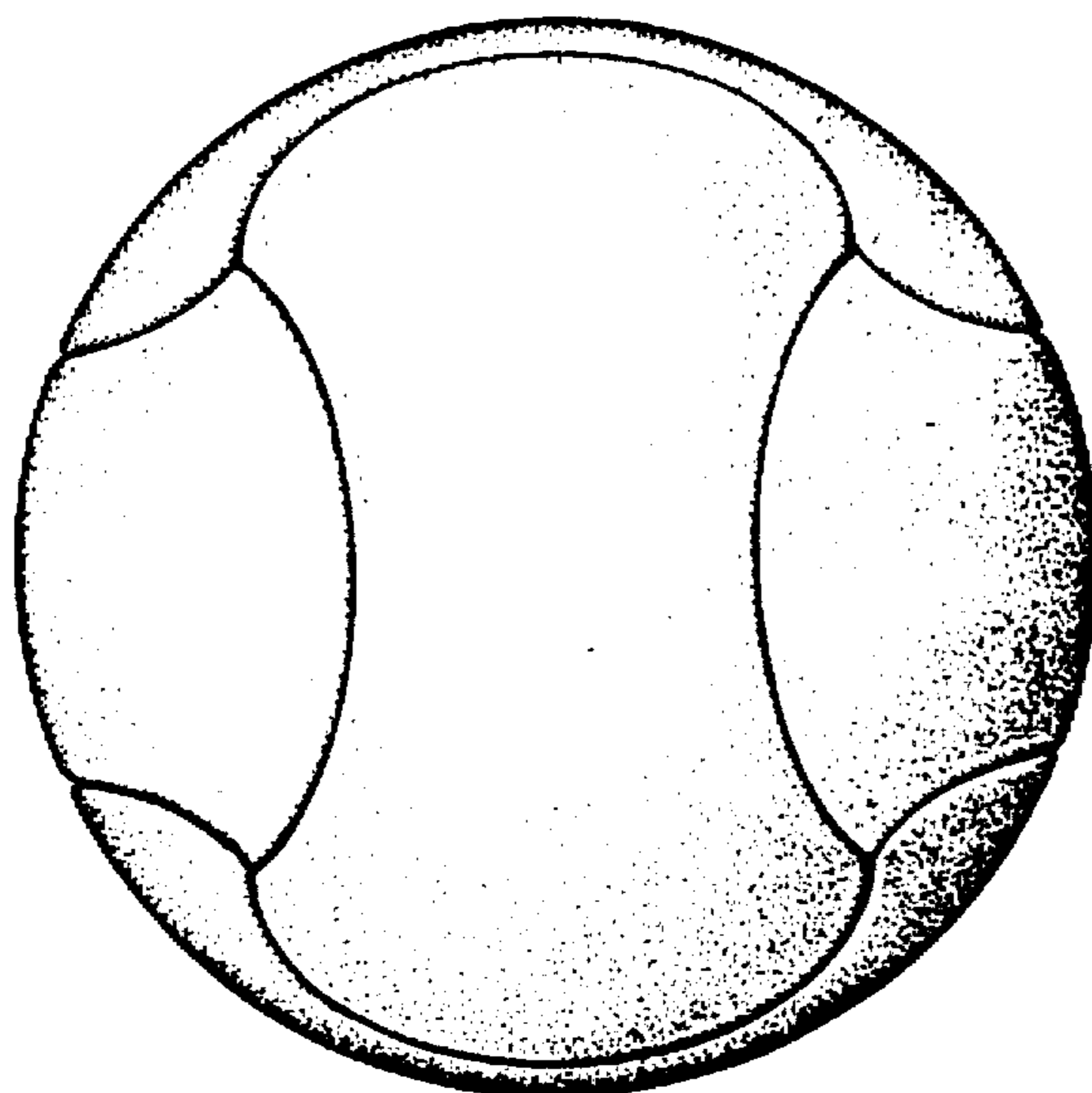
The ornamental design for a ball for sports and games, as shown and described.

**DESCRIPTION**


FIG. 1 is a front view of a ball for sports and games showing my new design, the opposite side being a mirror image; and, FIG. 2 is a side view thereof, the opposite side being a mirror image.

**1 Claim, 1 Drawing Sheet**





**FIG 1**



**FIG 2**