



US00D393008S

United States Patent [19]

Hiraguchi et al.

[11] Patent Number: Des. 393,008

[45] Date of Patent: **Mar. 31, 1998

[54] **MAGNETIC DISPLAY TYPE ELECTRONIC BULLETIN BOARD PANEL**

[75] Inventors: **Katsunori Hiraguchi**, Shizuoka;
Katsumi Kato, Yokohama, both of Japan

[73] Assignee: **Star Micronics Co., Ltd.**, Shizuoka, Japan

[**] Term: **14 Years**

[21] Appl. No.: **58,036**

[22] Filed: **Aug. 6, 1996**

[30] **Foreign Application Priority Data**

Feb. 9, 1996 [JP] Japan 8-3406

[51] **LOC (6) Cl.** **20-03**

[52] **U.S. Cl.** **D20/42; D20/10**

[58] **Field of Search** **D20/10, 41, 42; D14/113; D6/300, 308; 40/584, 606, 605, 600, 541, 542, 544, 546, 714, 716**

[56] **References Cited**

U.S. PATENT DOCUMENTS

D. 277,388	1/1985	Ackeret	D6/300
D. 298,489	11/1988	Sornburger	D6/300
D. 360,078	7/1995	Sarkisian et al.	D6/300
4,912,864	4/1990	Price	40/600 X

FOREIGN PATENT DOCUMENTS

719436	11/1987	Japan	.
821964	11/1991	Japan	.
837915	5/1992	Japan	.
871699	7/1993	Japan	.

Primary Examiner—Susan J. Lucas
Assistant Examiner—Jennifer Regester
Attorney, Agent, or Firm—Wenderoth, Lind & Ponack

[57] **CLAIM**

The ornamental design for the magnetic display type electronic bulletin board panel, as shown and described.

DESCRIPTION

FIG. 1 is a front view of the design for a magnetic display electronic bulletin board panel according to our new design; FIG. 2 is a view thereof from the left side of FIG. 1; FIG. 3 is a view thereof from the right side of FIG. 1; FIG. 4 is a view thereof from the top of FIG. 1; FIG. 5 is a view thereof from the bottom of FIG. 1; FIG. 6 is a view thereof from the back of FIG. 1; FIG. 7 is a sectional view thereof along line 7—7 of FIG. 6 and at an enlarged scale; and, FIG. 8 is a perspective view on a reduced scale, indicating the magnetic display electronic bulletin board panel being displayed on a display stand, the display stand being shown in broken lines and not being part of the design sought to be patented.

1 Claim, 4 Drawing Sheets

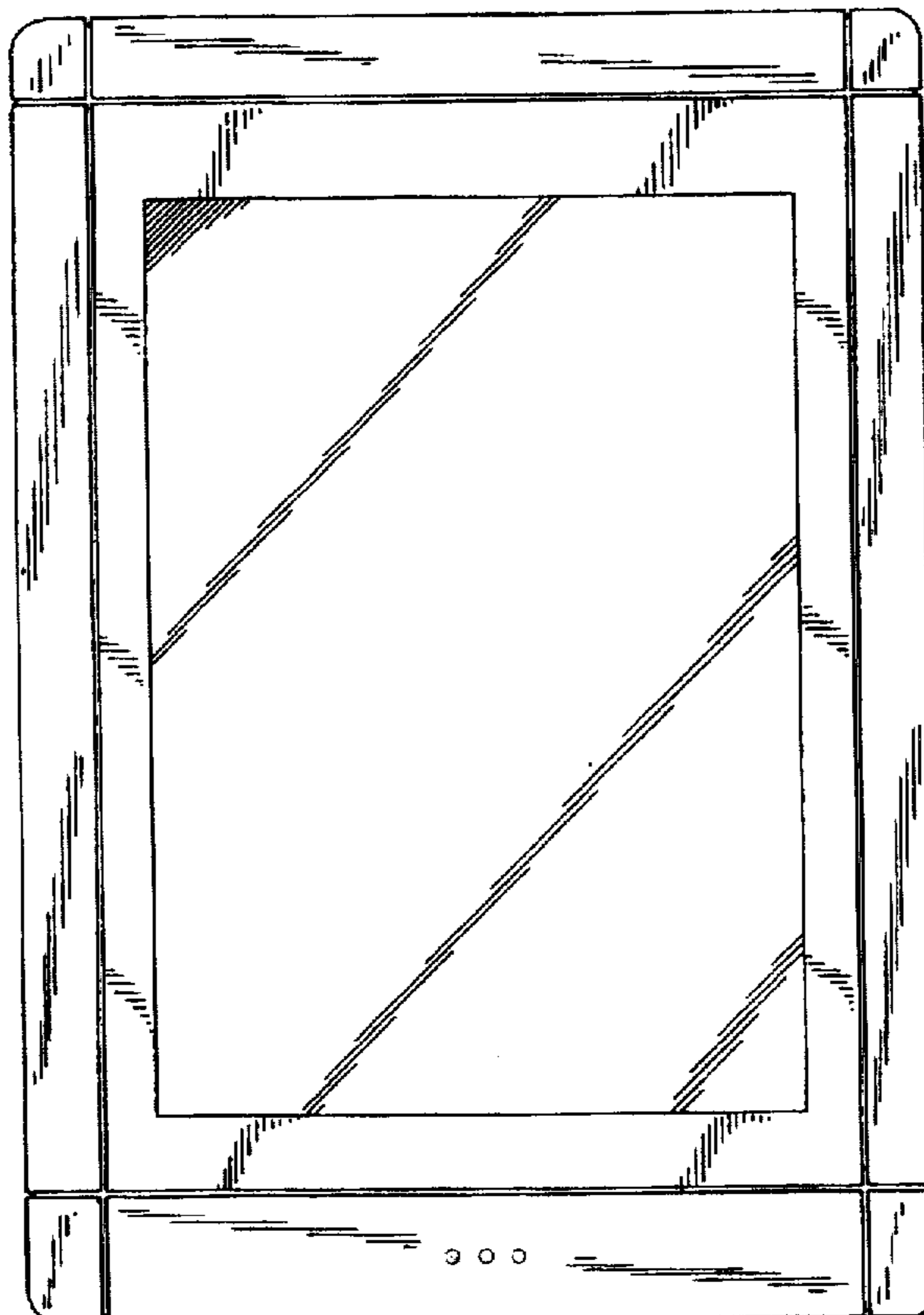


FIG. 3

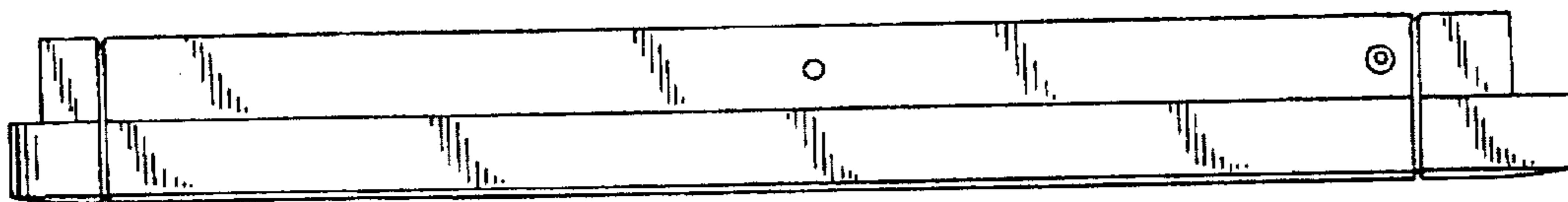


FIG. 2

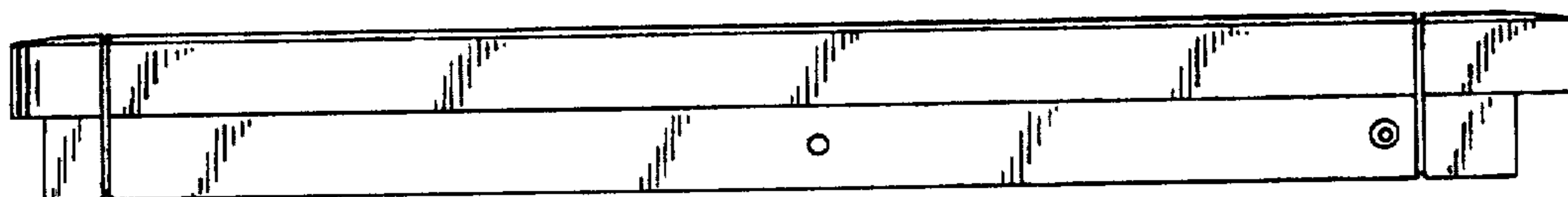


FIG. 1

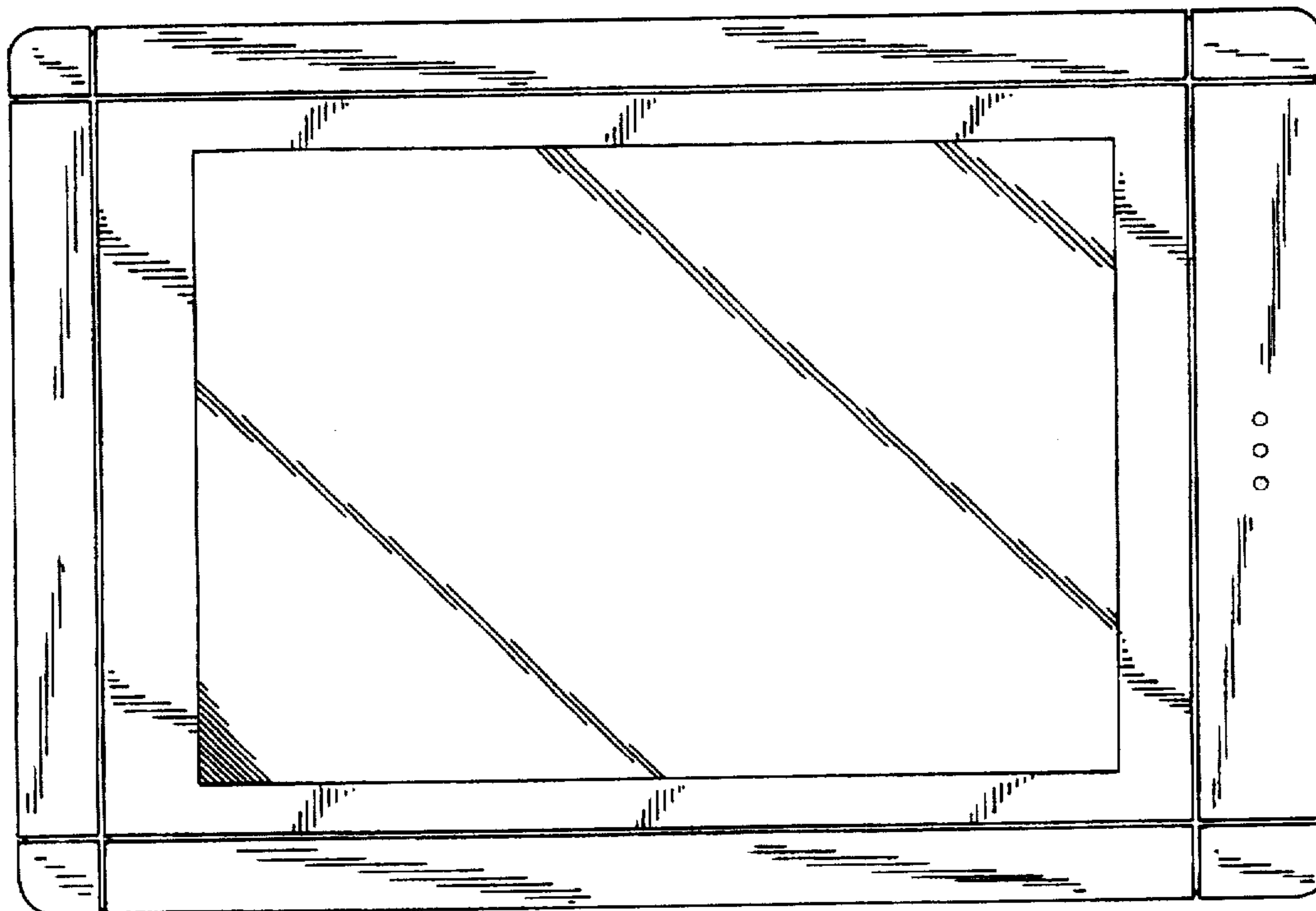


FIG. 4

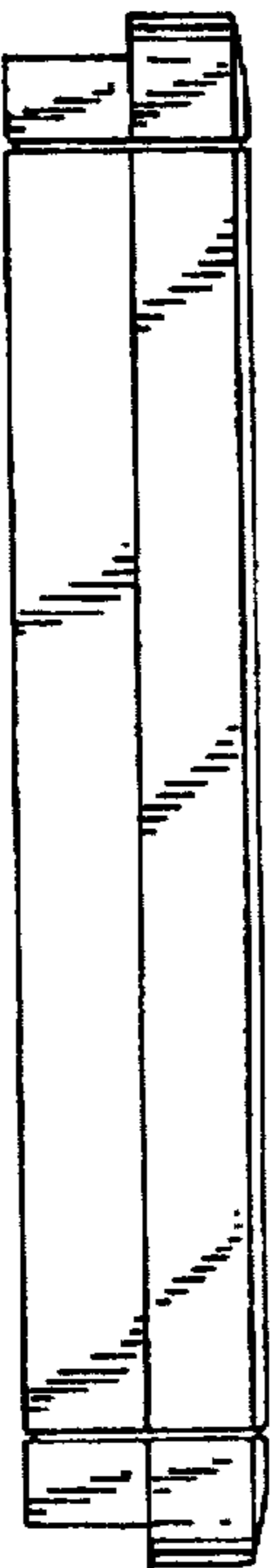


FIG. 5

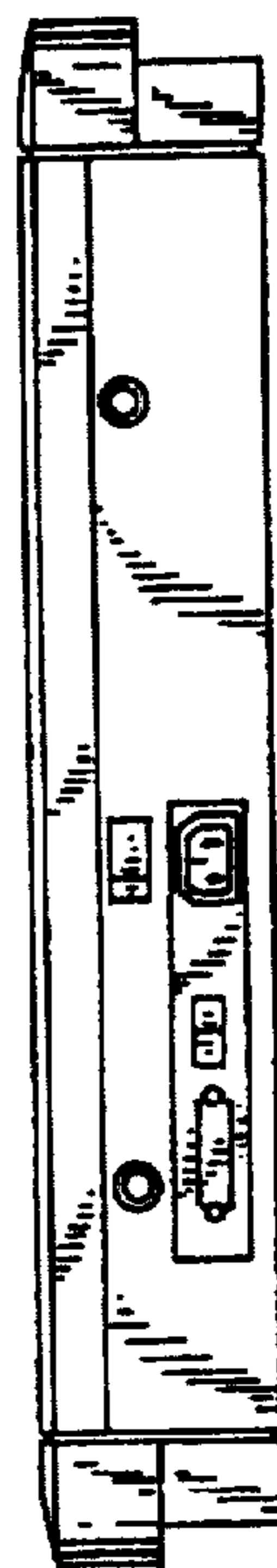


FIG. 6

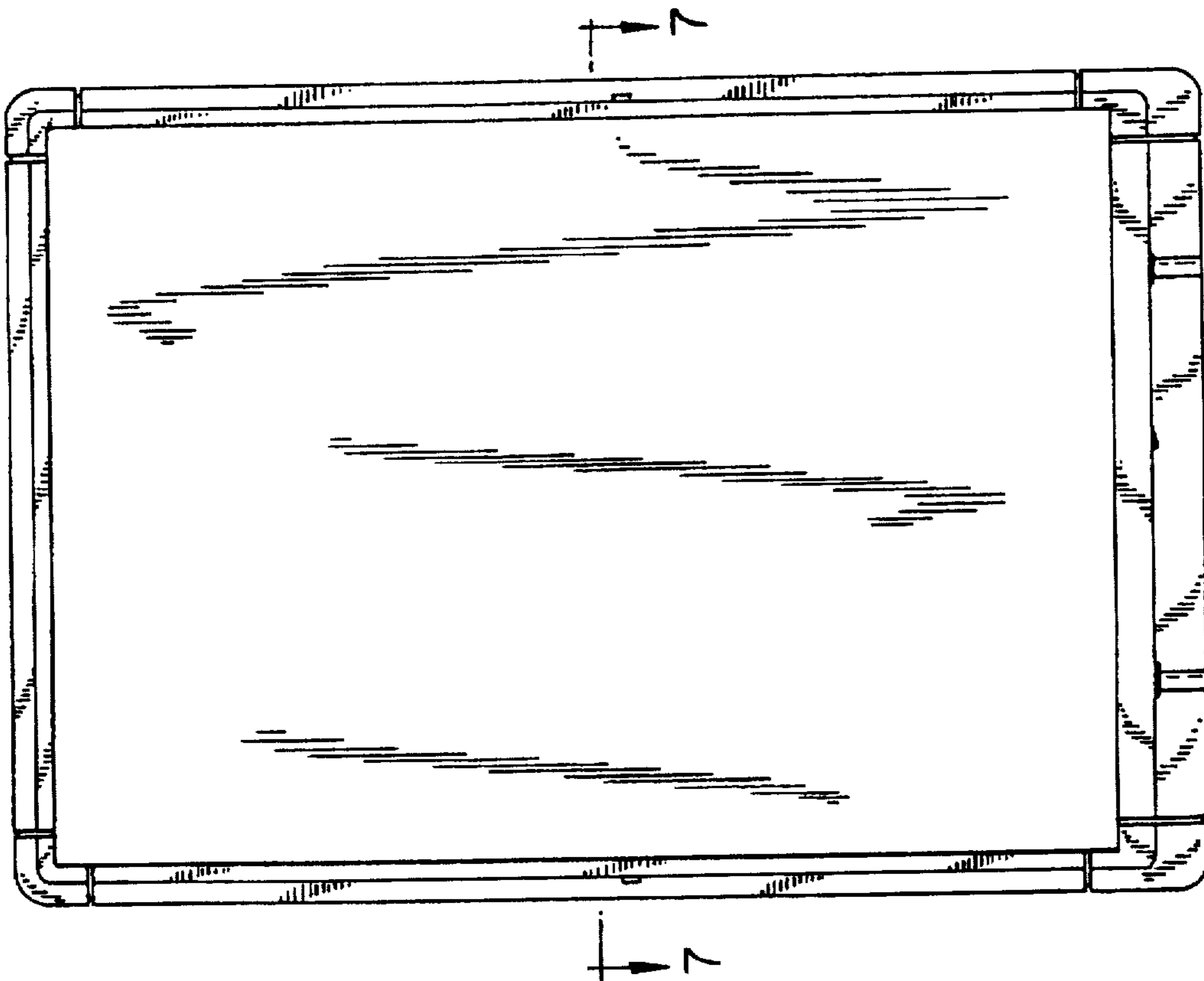


FIG. 7




FIG. 8

