



US00D393005S

# United States Patent [19]

Devito

[11] Patent Number: **Des. 393,005**

[45] Date of Patent: **\*\*Mar. 31, 1998**

[54] **BOX FOR HOLDING COURT REPORTER STENO MACHINE TAPES**

[76] Inventor: **Donald Devito, 190 High St. Ext., Fairport, N.Y. 14450-9607**

[\*\*] Term: **14 Years**

[21] Appl. No.: **38,551**

[22] Filed: **May 8, 1995**

[51] LOC (6) Cl. .... **19-02**

[52] U.S. Cl. .... **D19/92; D19/86; D6/407**

[58] Field of Search ..... **D19/65, 75, 76, D19/78, 86, 91, 92, 95, 99, 100; D6/407, 473, 476, 491; 211/10, 11, 13, 45, 50, 55, 126; 206/387, 425, 444, 215, 555; 248/221.4**

[56] **References Cited**

**U.S. PATENT DOCUMENTS**

D. 244,658	6/1977	Twiner	.....	D19/92 X
D. 280,466	9/1985	Seltzer et al.	.....	D19/90 X
D. 310,925	10/1990	Mervar et al.	.....	D6/567

D. 319,359	8/1991	Turley	.....	D6/407
D. 333,934	3/1993	Ozawa	.....	D6/491
3,592,344	7/1971	Schade	.....	211/42
4,215,840	8/1980	Babberl	.....	248/221.4

*Primary Examiner*—Martie Thompson  
*Attorney, Agent, or Firm*—Shlesinger, Fitzsimmons & Shlesinger

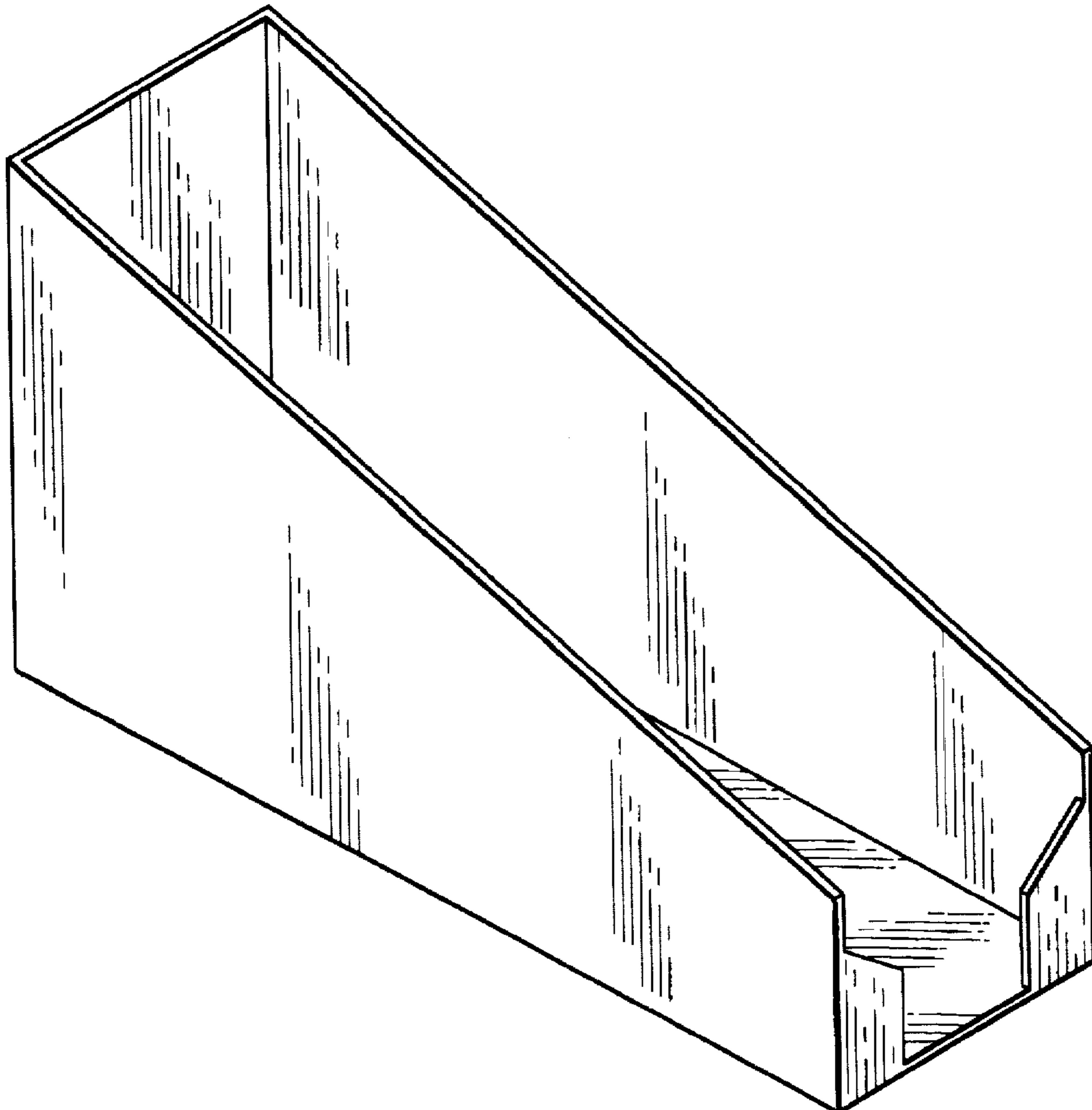
[57] **CLAIM**

The ornamental design for a box for holding court reporter steno machine tapes, as shown and described.

**DESCRIPTION**

FIG. 1 is a top plan view of a box for holding court reporter steno machine tapes showing my new design, the bottom plan view thereof being that of a plane, flat surface; FIG. 2 is an elevational view of one side thereof, the opposite side being a mirror image of said one side thereof; FIG. 3 is a right end elevational view thereof; FIG. 4 is a left end elevational view thereof; and, FIG. 5 is a perspective view thereof.

**1 Claim, 2 Drawing Sheets**






FIG. 1

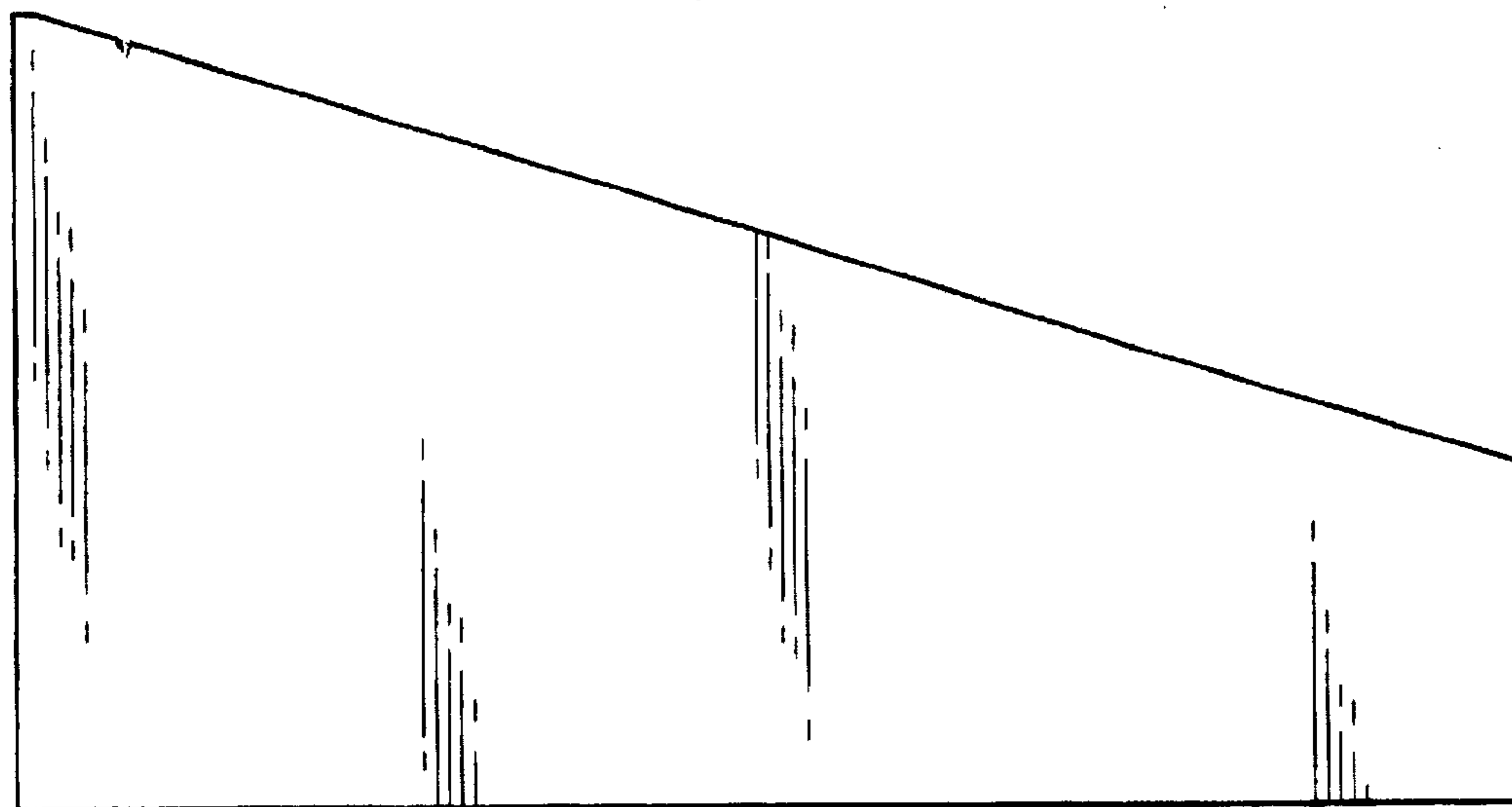


FIG. 2

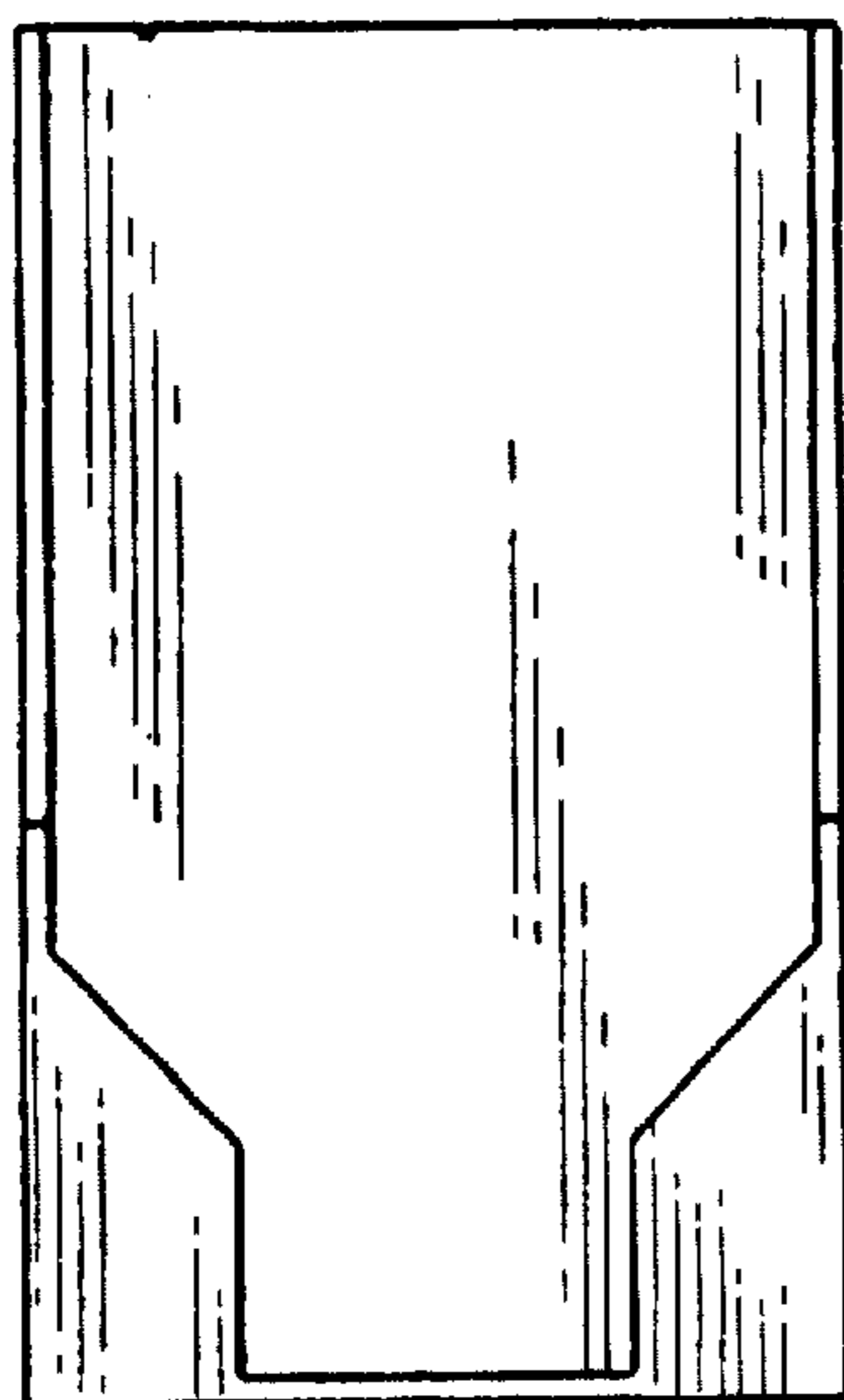


FIG. 3




FIG. 4

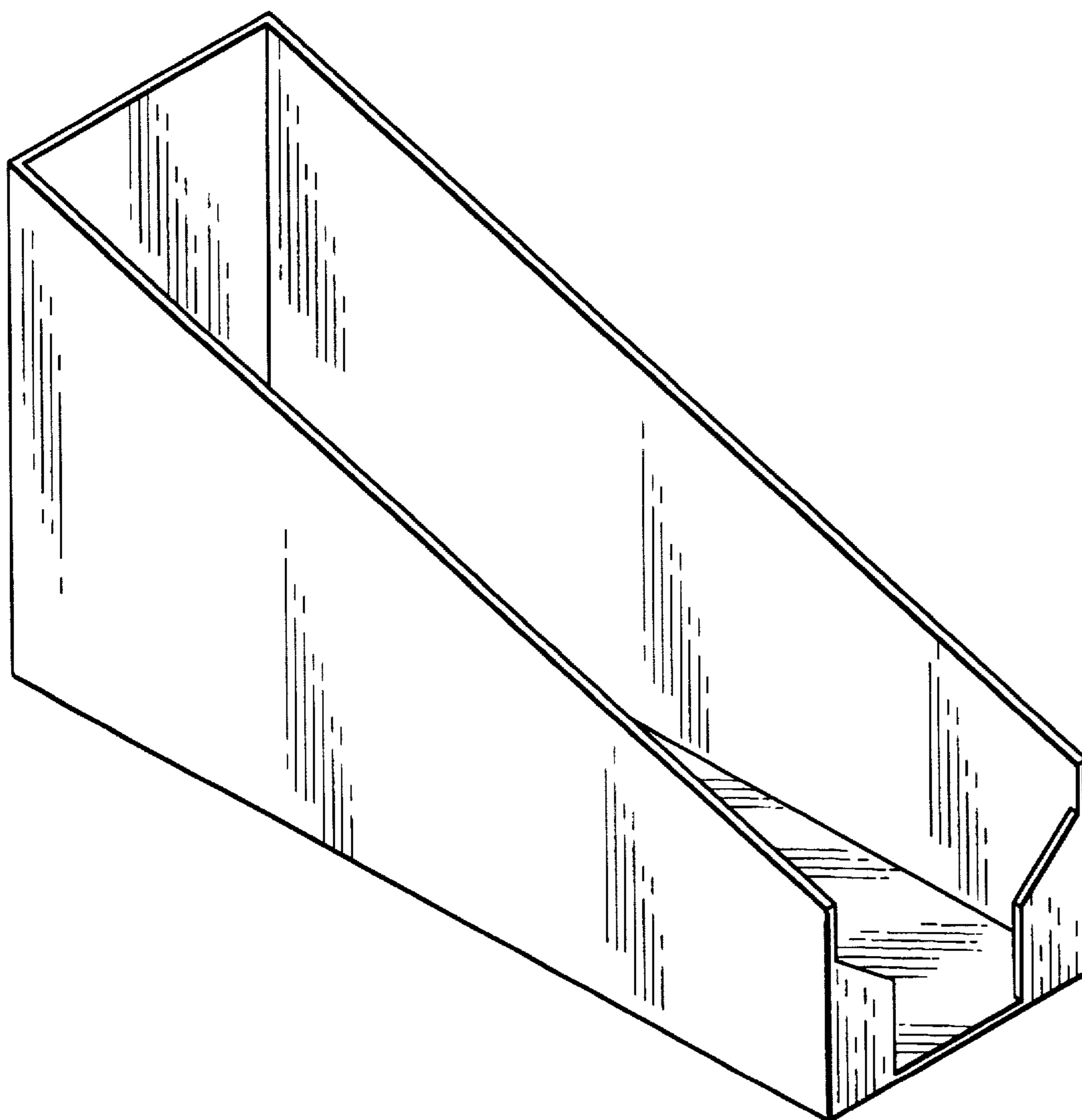


FIG. 5