

US00D392999S

United States Patent [19]
Varholik

[11] **Patent Number: Des. 392,999**

[45] **Date of Patent: **Mar. 31, 1998**

[54] **LIGHT PEN**

[76] **Inventor: Steve Varholik, 36093 Cedar Blvd., Newark, Calif. 94560**

[**] **Term: 14 Years**

[21] **Appl. No.: 72,964**

[22] **Filed: Jun. 26, 1997**

[51] **LOC (6) Cl. 19-06**

[52] **U.S. Cl. D19/36; D19/56; D19/48; D19/51; D26/38**

[58] **Field of Search D10/104; D26/38; D19/35, 36, 42-51, 41, 53-58, 81-85; 401/99, 100, 209, 52, 195; 362/109, 118, 32**

[56] **References Cited**

U.S. PATENT DOCUMENTS

- D. 300,087 3/1989 Henderson D19/51 X
- D. 358,842 5/1995 Shiau D19/36

- 2,979,602 4/1961 Barnett 401/195 X
- 3,004,140 10/1961 Gomes 362/32
- 3,303,337 2/1967 Lo 401/195 X
- 5,275,497 1/1994 Shiau 401/195

Primary Examiner—Martie Thompson

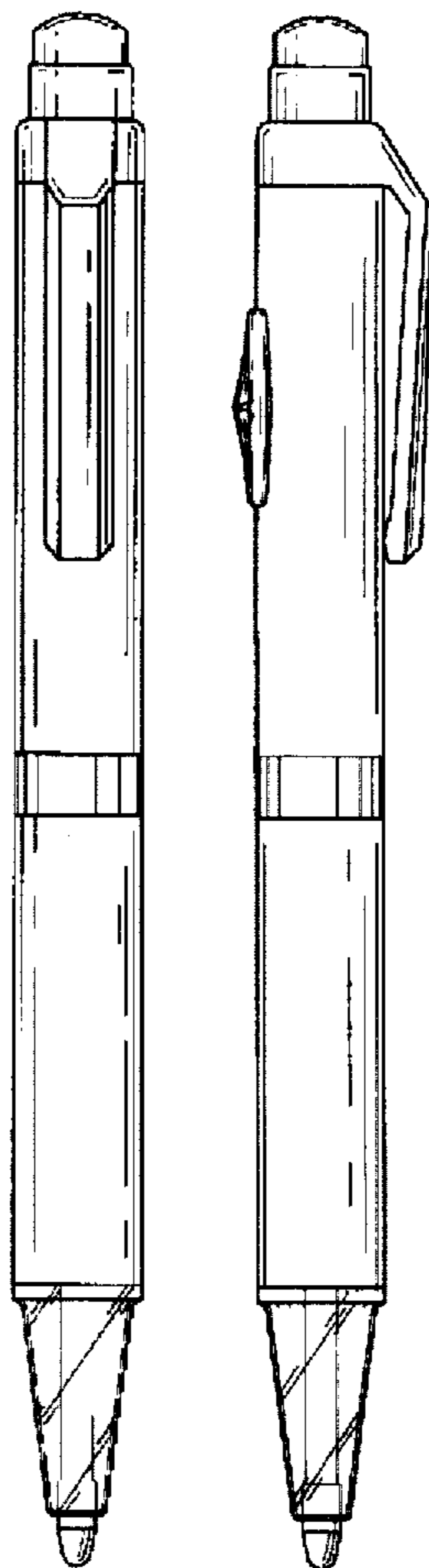
[57] **CLAIM**

The ornamental design for a light pen, as shown.

DESCRIPTION

FIG. 1 is a front elevational view of the light pen of the present invention;
 FIG. 2 is a rear elevational view of the light pen of FIG. 1;
 FIG. 3 is a left side elevational view of the light pen of FIG. 1;
 FIG. 4 is a right side elevational view of the light pen of FIG. 1;
 FIG. 5 is a top plan view of the light pen of FIG. 1; and,
 FIG. 6 is a bottom plan view of the light pen of FIG. 1.

1 Claim, 3 Drawing Sheets



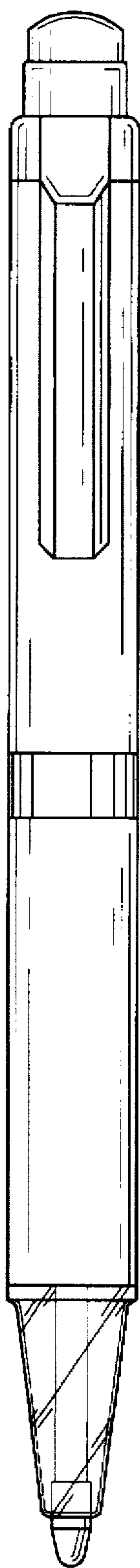


Fig. 1

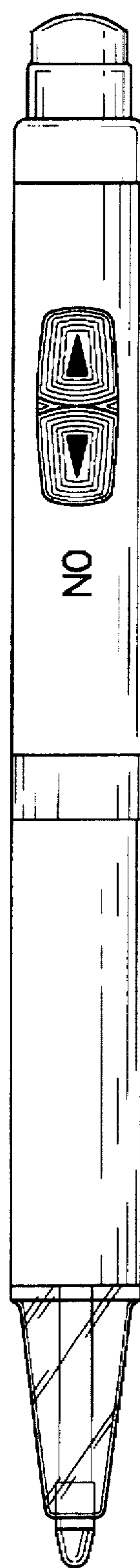


Fig. 2

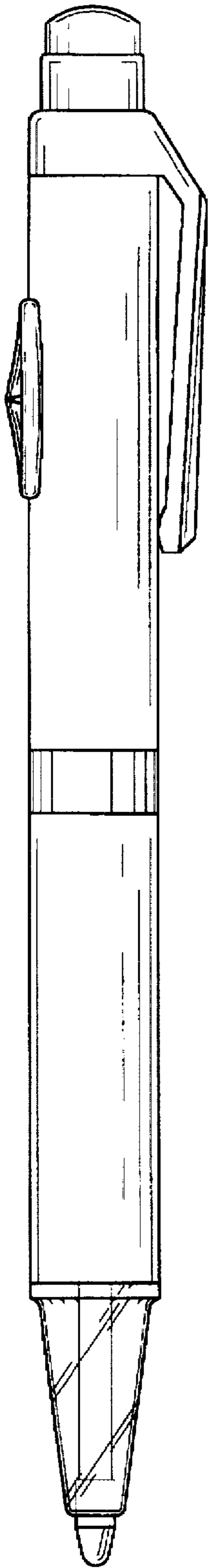


Fig. 3

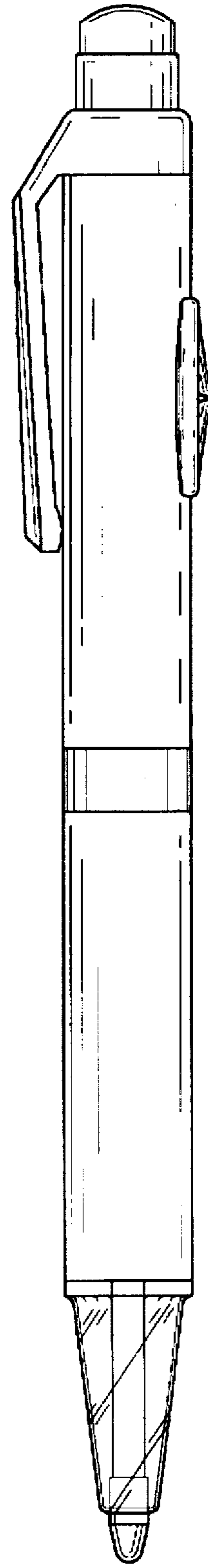


Fig. 4

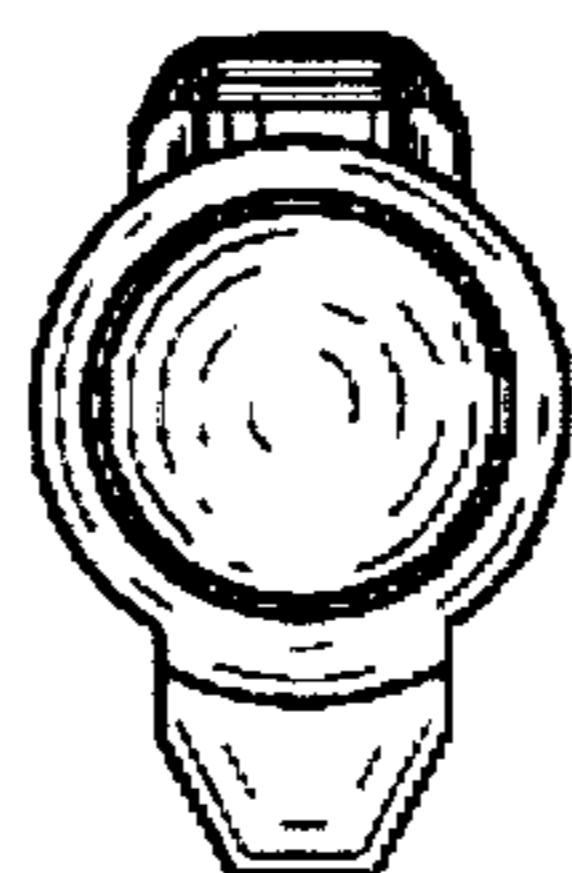


Fig. 5

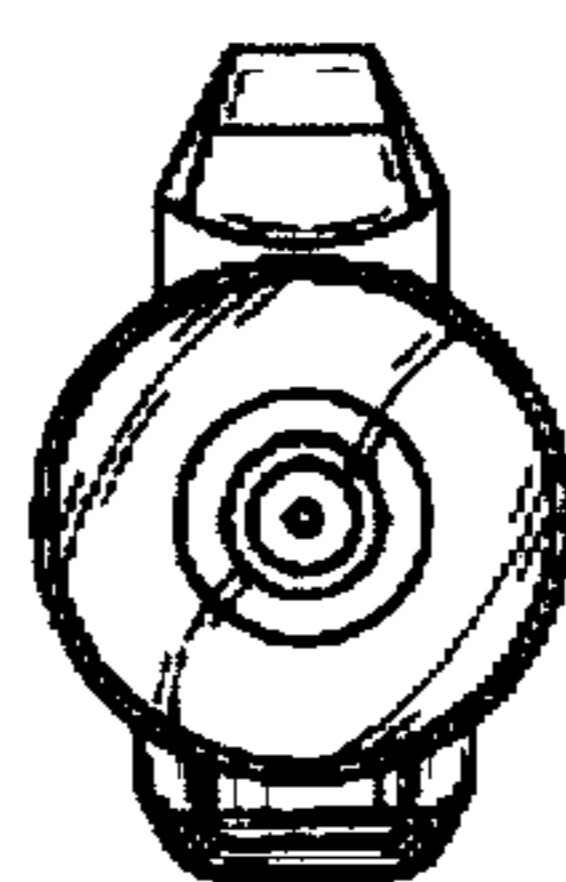


Fig. 6