



US00D392995S

United States Patent [19]
Sasaki

[11] **Patent Number: Des. 392,995**
[45] **Date of Patent: **Mar. 31, 1998**

[54] **INK TANK FOR PRINTER**
[75] **Inventor: Toshiaki Sasaki, Abiko, Japan**
[73] **Assignee: Canon Kabushiki Kaisha, Tokyo, Japan**
[**] **Term: 14 Years**
[21] **Appl. No.: 60,146**
[22] **Filed: Sep. 23, 1996**
[30] **Foreign Application Priority Data**
Mar. 29, 1996 [JP] Japan 8-9101
[51] **LOC (6) Cl. 18-02**
[52] **U.S. Cl. D18/56; 347/87**
[58] **Field of Search D18/43, 56; 347/86, 347/87**

5,153,612 10/1992 Dunn et al. 347/87
5,371,527 12/1994 Miller et al. D18/56
5,406,885 4/1995 Privin D18/56
5,526,030 6/1996 Baldwin et al. 347/87
5,555,007 9/1996 Ceschin et al. 347/87
5,557,310 9/1996 Kurata et al. 347/87

FOREIGN PATENT DOCUMENTS

4025319 2/1992 Germany 347/87

Primary Examiner—Cathy Anne MacCormac
Attorney, Agent, or Firm—Fitzpatrick, Cella, Harper & Scinto

[57] **CLAIM**

The ornamental design for an ink tank for printer, as shown and described.

DESCRIPTION

FIG. 1 is a front view of an ink tank for printer showing my new design;
FIG. 2 is a rear view thereof;
FIG. 3 is a top plan view thereof;
FIG. 4 is a bottom plan view thereof;
FIG. 5 is a left side view thereof;
FIG. 6 is a right side view thereof; and,
FIG. 7 is a perspective view thereof.

1 Claim, 1 Drawing Sheet

[56] **References Cited**

U.S. PATENT DOCUMENTS

D. 357,274 4/1995 Sato D18/56
D. 371,160 6/1996 Kotaki et al. D18/56
D. 375,120 10/1996 Kotaki et al. D18/56
4,131,899 12/1978 Christon D18/56
4,673,955 6/1987 Ameyama et al. 347/87
4,959,667 9/1990 Kaplinsky 347/87

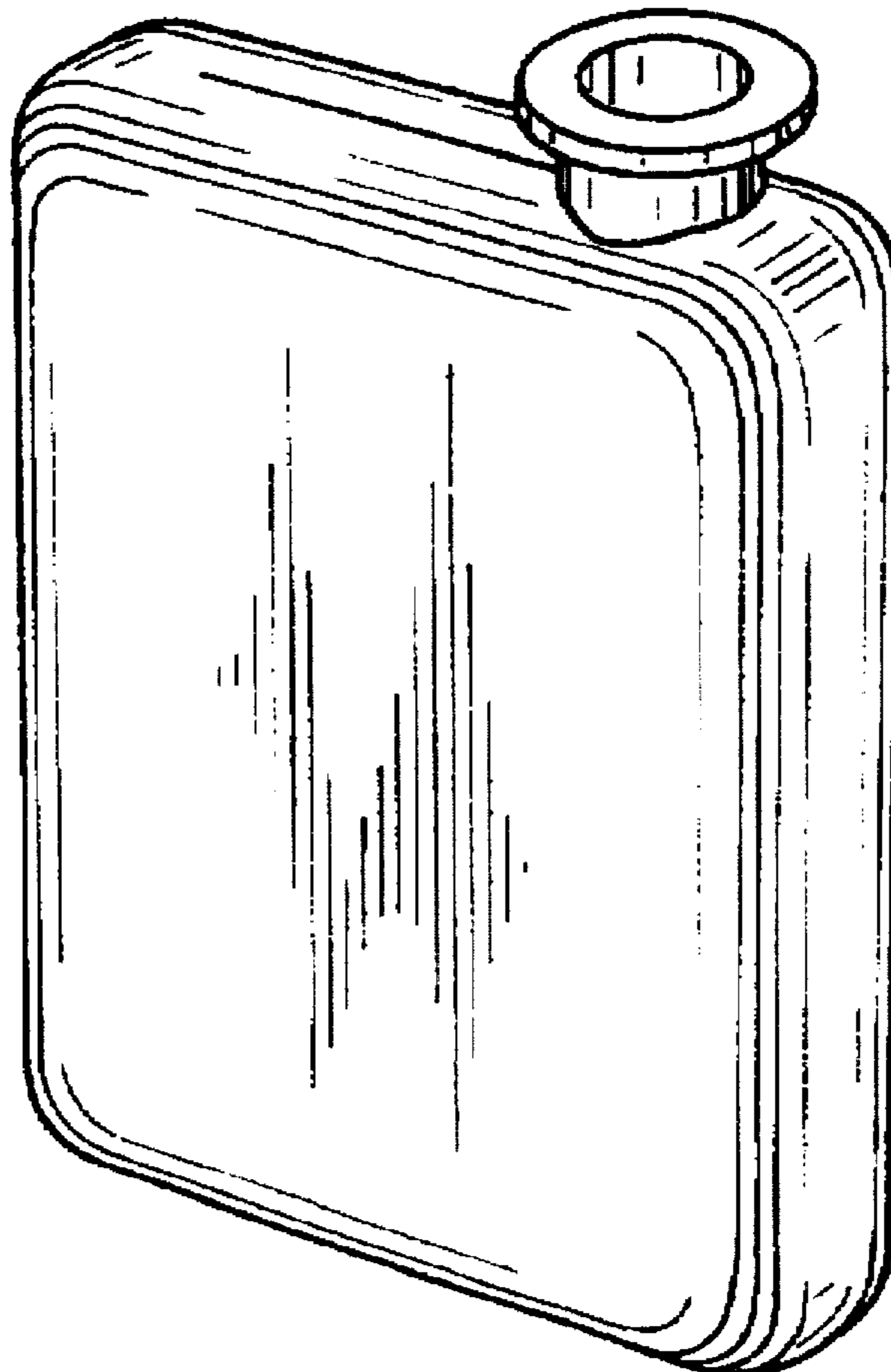


FIG. 1

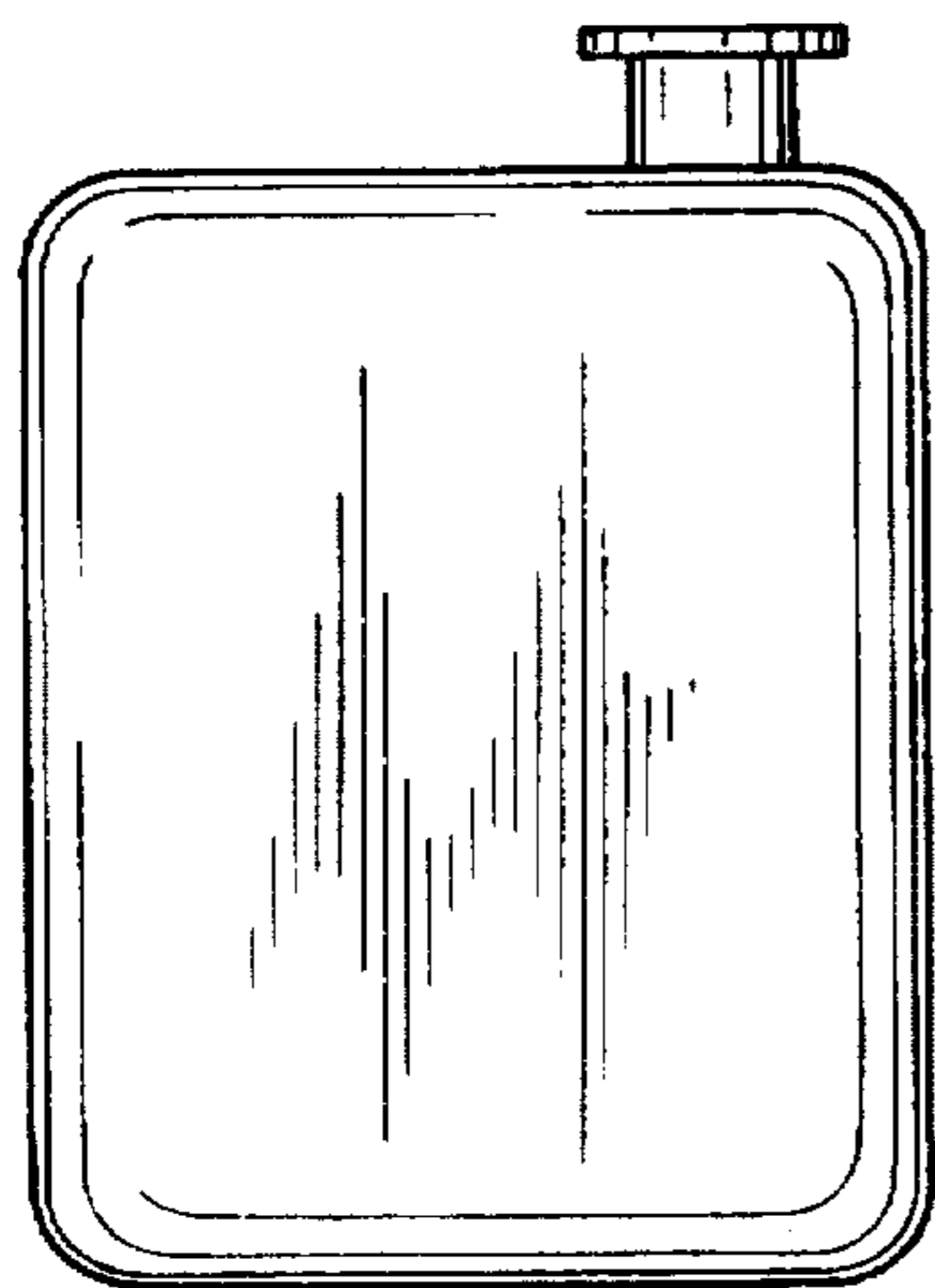


FIG. 2




FIG. 3

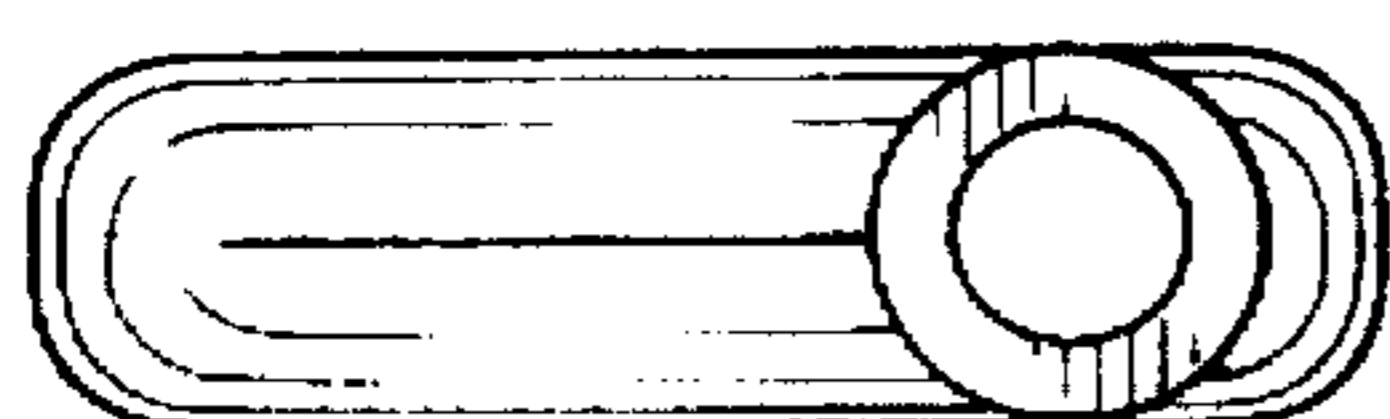


FIG. 4




FIG. 5 *FIG. 6*

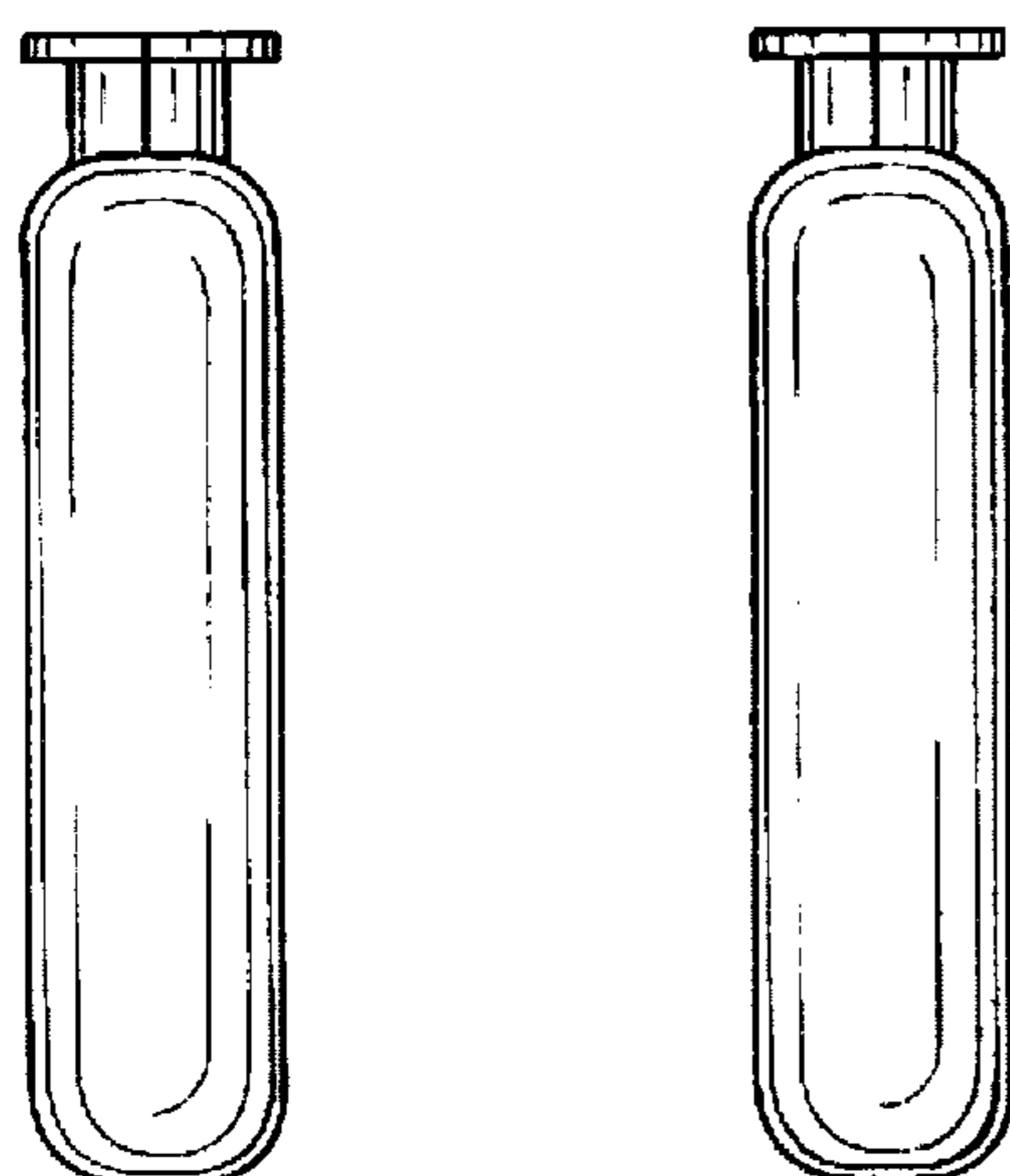


FIG. 7

