



US00D392977S

United States Patent [19] Kim

[11] Patent Number: **Des. 392,977**
[45] Date of Patent: ****Mar. 31, 1998**

[54] **SPEAKER**

[75] Inventor: **Byung Hwa Kim**, Busan, Rep. of Korea

[73] Assignee: **LG Fosta Ltd.**, Kyungsangnam-Do, Rep. of Korea

[**] Term: **14 Years**

[21] Appl. No.: **74,007**

[22] Filed: **Jul. 8, 1997**

[30] **Foreign Application Priority Data**

Mar. 11, 1997 [KR] Rep. of Korea 97-4314

[51] **LOC (6) Cl.** **14-01**

[52] **U.S. Cl.** **D14/214; D14/219**

[58] **Field of Search** D14/204, 208-216, D14/219, 221; 181/144, 145, 147, 148, 150, 157, 198, 199; 381/24, 88, 90, 153, 159, 186, 188, 203, 205

[56] **References Cited**

U.S. PATENT DOCUMENTS

D. 242,552	11/1976	Maeda	D14/214
D. 249,684	9/1978	Rams	D14/214
D. 268,673	4/1983	Iijima	D14/214
D. 302,981	8/1989	Van De Ven	D14/219

D. 342,255	12/1993	Ito et al.	D14/214
3,509,290	4/1970	Mochida et al.	D14/214 X
5,082,083	1/1992	Draffen	181/199 X
5,322,979	6/1994	Cassity et al.	181/199 X
5,400,413	3/1995	Kindel	181/199 X

OTHER PUBLICATIONS

Crutchfield winter/spring 1994, p. 77, Yamaha CC-70W, speaker.

Primary Examiner—Ted Shooman
Assistant Examiner—Nanda Bondade
Attorney, Agent, or Firm—Birch, Stewart, Kolasch & Birch, LLP

[57] **CLAIM**

The ornamental design for a speaker, as shown and described.

DESCRIPTION

FIG. 1 is a perspective view of the speaker;
FIG. 2 is a front view thereof;
FIG. 3 is a rear view thereof;
FIG. 4 is a left side view thereof;
FIG. 5 is a right side view thereof;
FIG. 6 is a top plan view thereof; and,
FIG. 7 is a bottom plan view thereof.

1 Claim, 6 Drawing Sheets




FIG. 1




FIG. 2




FIG. 3

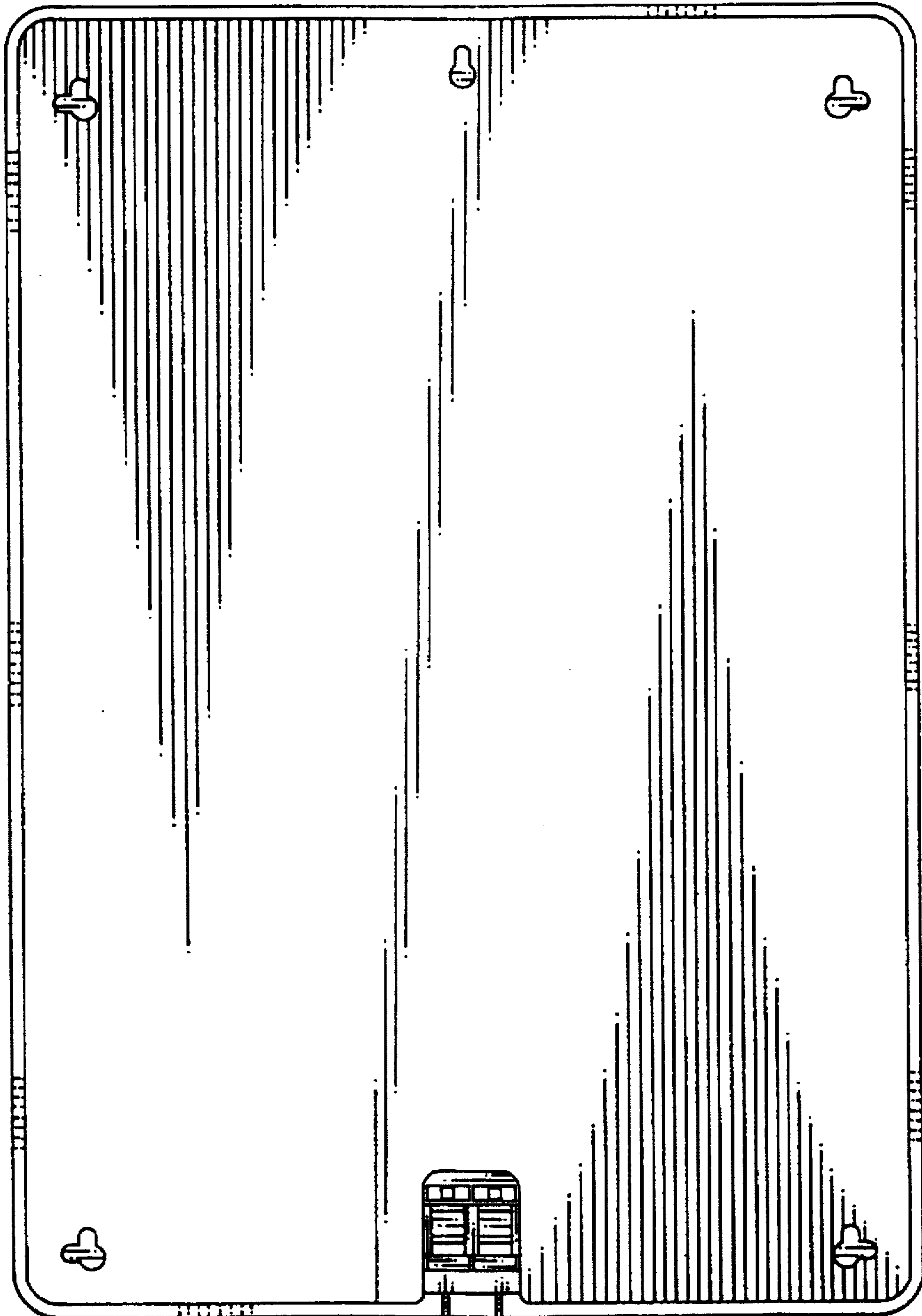


FIG. 4




FIG. 5




FIG. 6



FIG. 7

